


SIGHT WORDS

Pre-Primer

Build a Sentence

Lavinia Pop © 2014

I	see	a	 rainbow.
---	-----	---	---

1 I

1 see

1 a

1 
rainbow.

Name: Lavinia

Lavinia Pop © 2014

glue

I	see	a	 rainbow.
---	-----	---	---

write

I see a rainbow.

draw



Thank you for downloading this product; I hope you will enjoy using it and that it will be a valuable resource for you! I value your feedback, so please don't hesitate to contact me if you have any concerns whatsoever as I will endeavour to address them. And if you like what I've done, please let me know by leaving feedback at my online store :)

Lavinia

lavinia@kinder-resources.com

FONTS schoolfonts.com.au
teacherspayteachers.com/Store/Kimberly-Geswein-Fonts
teacherspayteachers.com/Store/Ramonam-Graphics



Kinder-Resources.com/blog



facebook.com/inmyworldlavinipop



instagram.com/inmyworld_lavinipop



pinterest.com/lavinipop

let's connect!

ILLUSTRATIONS Kari Bolt, Little Red, Dancing Crayon Designs, Whimsy Clips, Hidesy's Clipart, Ramona Majdis, Zip-a-Dee-doo-dah-Designs, Bunny on a Cloud

teacherspayteachers.com/Store/Kari-Bolt

teacherspayteachers.com/Store/Littlered

dancingcrayon.com

teacherspayteachers.com/Store/Whimsy-Clips

teacherspayteachers.com/Store/Hidesys-Clipart

teacherspayteachers.com/Store/Ramona-Majdis

teacherspayteachers.com/Store/Zip-a-dee-doo-dah-Designs

teacherspayteachers.com/Store/Bunny-On-A-Cloud

PRINTING TIP This resource has been designed for printing on A4-sized paper. If you are printing on a different size, select "shrink to printable area" or "print to fit page" (or a similar option) in order for the contents of this unit to print correctly.

Copyright © 2014 by Lavinia Pop - All rights reserved by author.

Purchase of this item entitles the purchaser the right to reproduce the pages for personal and classroom use. Duplication for other classes, an entire school or commercial purposes is strictly prohibited without written permission from the author. Minor editing is permitted only for personal use, however the document remains under copyright even when edited. Posting this item in whole or in part on the Internet in any form is strictly prohibited and is a violation of the Digital Millennium Copyright Act (DMCA).

Please be fair and don't share! If you are not the original purchaser of this file, please visit my store to purchase a copy. Kinder-Resources.com

Introduction

About this book

This book contains 4-word sentence building printables for 40 pre-primer sight words intended for use with children in Preschool, Kindergarten (Prep) and Grade 1. The printables include cards that can be used in a pocket chart center, cut and paste worksheets for table work and answer cards.

Directions for use

There are a couple of ways in which the contents of this unit can be used to target the different learning levels and styles of students:

1. *Build a Sentence Pocket Chart Center:* Print the word/picture cards (p. 6-19) and laminate them for durability. Cut along the dotted lines to separate them. Each card is numbered to show the ones that belong together in a sentence. The aim is for children to arrange the cards to build a sentence and then check their answers using the answer cards (p. 37-50). If children are struggling to order the sentences correctly, start them off using the answer cards as a guide and, once the concept is grasped, remove the answer cards and use them only for checking.

2. *Cut and Paste Word Work:* This activity is intended for seated table work (p. 20-33) and can be used as a follow-up activity to the pocket chart center or independently. Children cut out the cards and, as for the pocket chart activity, the aim is to order the words correctly to build a sentence that makes sense. The answer cards can be used to check their answers. I have included a booklet (p. 33-35) that children can paste their sentences in. After pasting the sentence in correct order, children write it correctly on the handwriting line. Alternately, if you do not wish to use the booklet, children can paste their sentences on the response sheet I have included (p. 36) or a blank piece of paper.

The worksheets in this book can be used while working with the entire class, in small groups, or individually. They can also be assigned as homework for additional practice to reinforce sight words and vocabulary learnt in the classroom.

Happy Teaching :)

Words included:

1. a
2. and
3. are
4. at
5. away
6. big
7. can
8. come
9. down
10. find
11. for
12. funny
13. go
14. help
15. here
16. I
17. in
18. is
19. it
20. jump
21. like
22. look
23. make
24. me
25. my
26. need
27. not
28. play
29. run
30. said
31. see
32. that
33. the
34. to
35. up
36. we
37. went
38. with
39. where
40. you

Sentences included:

1. I see a rainbow.
2. I see a bat and ball.
3. Are you a doctor?
4. He is at school.
5. The dog went away.
6. The elephant is big.
7. Can you see Santa?
8. Come to the park!
9. Go down the slide!
10. Find the paint, Jan!
11. Is it for me?
12. The giraffe is funny.
13. We can go shopping.
14. I can help dad.
15. Here is the cupcake!
16. I see a pig.
17. Are toys in here?
18. The apple is red.
19. It is a koala!
20. The frog can jump.
21. I like pink flowers.
22. Look at the bus!
23. I can make lemonade.
24. Is that for me?
25. That is my sandwich.
26. I need my jacket!
27. Horses are not blue!
28. We can play baseball.
29. Pat likes to run.
30. "Look here!" said Bob.
31. I see a farmer.
32. That is my book!
33. The hat is green.
34. Kip went to school.
35. The kite is up.
36. We like to ice skate.
37. I went to bed.
38. Ben is with Sam.
39. Where is the flamingo?
40. Are you a fire fighter?

1

I

1

see

1

a

1



rainbow.

2

I

2

see

2

a

2



bat and ball.

3

Are

3

you

3

a

3




doctor?

1

Lavinia Pop © 2014

a

see




rainbow.

I

2

Lavinia Pop © 2014

a



bat and ball.

see

I

3

Lavinia Pop © 2014

you

Are



doctor?

a

I can build

Name

Lavinia Pop © 2014

Sentences

I can build


Name

Lavinia Pop © 2014

Sentences




--	--	--	--



Handwriting practice lines consisting of a solid top line, a dashed middle line, and a solid bottom line.



--	--	--	--



Handwriting practice lines consisting of a solid top line, a dashed middle line, and a solid bottom line.


Name:

--



glue

--	--	--	--



write



draw

--

1

Lavinia Pop © 2014

I

see

a



rainbow.


2

Lavinia Pop © 2014

I

see

a



bat and ball.

3

Lavinia Pop © 2014

Are

you

a



doctor?