




# Learning Folder


## Color Match Crayons


 I can match colors.


Learning Folder by Lavinia Pop © 2020

 red

 orange

 yellow


 green



I can match colors. 

Learning Folder by Lavinia Pop © 2020

 purple

 pink



 black

 gray





**Thank you** for downloading this product; I hope you will enjoy using it and that it will be a valuable resource for you! I value your feedback, so please don't hesitate to contact me if you have any concerns whatsoever as I will endeavour to address them. And if you like what I've done, please let me know by leaving feedback at my online store :)

Lavinia

[lavinia@inmyworld.com.au](mailto:lavinia@inmyworld.com.au)

**ILLUSTRATIONS** Kari Bolt, Little Red, Dancing Crayon Designs, Whimsy Clips, PartyHead Graphics, Ramona Majdis, Zip-a-Dee-doo-dah-Designs, Bunny on a Cloud, Krista Wallden - Creative Clips, Creating4 the Classroom, Rainbow Sprinkle Studio - Sasha Mitten, First Class Clipart

[www.teacherspayteachers.com/Store/Kari-Bolt](http://www.teacherspayteachers.com/Store/Kari-Bolt)      [www.teacherspayteachers.com/Store/Littlered](http://www.teacherspayteachers.com/Store/Littlered)

[www.dancingcrayon.com](http://www.dancingcrayon.com)      [www.teacherspayteachers.com/Store/Whimsy-Clips](http://www.teacherspayteachers.com/Store/Whimsy-Clips)      [www.teacherspayteachers.com/StorePartyhead-Graphics](http://www.teacherspayteachers.com/StorePartyhead-Graphics)

[www.teacherspayteachers.com/Store/Ramona-Majdis](http://www.teacherspayteachers.com/Store/Ramona-Majdis)      [www.teacherspayteachers.com/Store/Zip-a-dee-doo-dah-Designs](http://www.teacherspayteachers.com/Store/Zip-a-dee-doo-dah-Designs)

[www.teacherspayteachers.com/Store/Bunny-On-A-Cloud](http://www.teacherspayteachers.com/Store/Bunny-On-A-Cloud)      [www.teacherspayteachers.com/Store/Krista-Wallden-Creative-Clips](http://www.teacherspayteachers.com/Store/Krista-Wallden-Creative-Clips)

[www.teacherspayteachers.com/Store/Creating4-The-Classroom](http://www.teacherspayteachers.com/Store/Creating4-The-Classroom)      [www.teacherspayteachers.com/Store/Rainbow-Sprinkle-Studio-Sasha-Mitten](http://www.teacherspayteachers.com/Store/Rainbow-Sprinkle-Studio-Sasha-Mitten)

[www.teacherspayteachers.com/Store/First-Class-Clipart](http://www.teacherspayteachers.com/Store/First-Class-Clipart)

This packet contains Images used under license from Shutterstock.com

**FONTS** [www.schoolfonts.com.au](http://www.schoolfonts.com.au)      [www.teacherspayteachers.com/Store/Kimberly-Geswein-Fonts](http://www.teacherspayteachers.com/Store/Kimberly-Geswein-Fonts)  
[www.teacherspayteachers.com/Store/Ramonam-Graphics](http://www.teacherspayteachers.com/Store/Ramonam-Graphics)

**PRINTING TIP** This resource has been designed for printing on A4-sized paper. If you are printing on a different size, select "shrink to printable area" or "print to fit page" (or a similar option) in order for the contents of this unit to print correctly.

Copyright © 2020-2023 by Lavinia Pop - All rights reserved by author.

Purchase of this item entitles the purchaser the right to reproduce the pages for personal and classroom use. Duplication for other classes, an entire school or commercial purposes is strictly prohibited without written permission from the author. Minor editing is permitted only for personal use, however the document remains under copyright even when edited. Posting this item in whole or in part on the Internet in any form is strictly prohibited and is a violation of the Digital Millennium Copyright Act (DMCA).

Please be fair and don't share! If you are not the original purchaser of this file, please visit my store to purchase a copy. [www.kinder-resources.com](http://www.kinder-resources.com)

let's connect!



In My World

[www.inmyworld.com.au](http://www.inmyworld.com.au)



[www.facebook.com/inmyworldlaviniaipop](http://www.facebook.com/inmyworldlaviniaipop)



[www.instagram.com/inmyworld\\_laviniaipop](http://www.instagram.com/inmyworld_laviniaipop)



[www.pinterest.com/laviniaipop](http://www.pinterest.com/laviniaipop)

# Introduction

## **About this book**

This book contains a color matching activity. Children are asked to match the colored crayons to the correct outline.

## **Directions for preparation**

This resource has been created for use in a binder or folder, but can be used however you see fit.

To prepare the activity for use, simply print and laminate all the pages. Cut out the crayons. Leave the pages with the crayon outlines intact as they will form the base for the activity. Attach transparent velcro dots to the crayon outlines and to the back of the crayons.

Happy Teaching :)





I can match colours.

Learning Folder by Lavinia Pop © 2020



I can match colours.

Learning Folder by Lavinia Pop © 2020

