



# Word Families

## Cut & Paste House Sorting


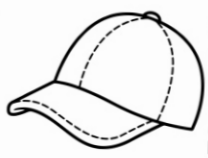


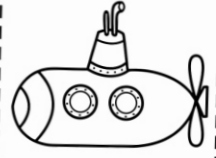






Name: \_\_\_\_\_

**ap**

 Cut the pictures and paste them in the correct house.

<b>-ap</b>		<b>not -ap</b>	

Word Families by Lavinia Pop © 2015

**Thank you** for downloading this product; I hope you will enjoy using it and that it will be a valuable resource for you! I value your feedback, so please don't hesitate to contact me if you have any concerns whatsoever as I will endeavour to address them. And if you like what I've done, please let me know by leaving feedback at my online store :)

Lavinia

[lavinia@kinder-resources.com](mailto:lavinia@kinder-resources.com)

**ILLUSTRATIONS** Kari Bolt, Little Red, Dancing Crayon Designs, Whimsy Clips, Hidesy's Clipart, Ramona Majdis, Zip-a-Dee-doo-dah-Designs, Bunny on a Cloud

[www.teacherspayteachers.com/Store/Kari-Bolt](http://www.teacherspayteachers.com/Store/Kari-Bolt)

[www.teacherspayteachers.com/Store/Littlered](http://www.teacherspayteachers.com/Store/Littlered)

[www.dancingcrayon.com](http://www.dancingcrayon.com) [www.teacherspayteachers.com/Store/Whimsy-Clips](http://www.teacherspayteachers.com/Store/Whimsy-Clips) [www.teacherspayteachers.com/Store/Hidesys-Clipart](http://www.teacherspayteachers.com/Store/Hidesys-Clipart)

[www.teacherspayteachers.com/Store/Ramona-Majdis](http://www.teacherspayteachers.com/Store/Ramona-Majdis)

[www.teacherspayteachers.com/Store/Zip-a-dee-doo-dah-Designs](http://www.teacherspayteachers.com/Store/Zip-a-dee-doo-dah-Designs)

[www.teacherspayteachers.com/Store/Bunny-On-A-Cloud](http://www.teacherspayteachers.com/Store/Bunny-On-A-Cloud)

**FONTS** [www.schoolfonts.com.au](http://www.schoolfonts.com.au) [www.teacherspayteachers.com/Store/Kimberly-Geswein-Fonts](http://www.teacherspayteachers.com/Store/Kimberly-Geswein-Fonts)  
[www.teacherspayteachers.com/Store/Ramonam-Graphics](http://www.teacherspayteachers.com/Store/Ramonam-Graphics)

**PRINTING TIP** This resource has been designed for printing on A4-sized paper. If you are printing on a different size, select "shrink to printable area" or "print to fit page" (or a similar option) in order for the contents of this unit to print correctly.

Copyright © 2015 by Lavinia Pop - All rights reserved by author.

Purchase of this item entitles the purchaser the right to reproduce the pages for personal and classroom use. Duplication for other classes, an entire school or commercial purposes is strictly prohibited without written permission from the author. Minor editing is permitted only for personal use, however the document remains under copyright even when edited. Posting this item in whole or in part on the Internet in any form is strictly prohibited and is a violation of the Digital Millennium Copyright Act (DMCA).

Please be fair and don't share! If you are not the original purchaser of this file, please visit my store to purchase a copy. [Kinder-Resources.com](http://Kinder-Resources.com)

let's connect!



[Kinder-Resources.com/blog](http://Kinder-Resources.com/blog)



[facebook.com/inmyworldlavinipop](https://facebook.com/inmyworldlavinipop)



[instagram.com/inmyworld\\_lavinipop](https://instagram.com/inmyworld_lavinipop)



[pinterest.com/lavinipop](https://pinterest.com/lavinipop)

# Introduction

## **About this book**

This unit contains 24 short-vowel word family cut and paste worksheets. The aim is for children to identify the pictures at the bottom of the page and paste them in the correct house to show which pictures belong and which don't belong to the focus word family.

## **Directions for use**

Children color the pictures at the bottom of the page and cut along the dashed lines to separate them. Children then say the name of each picture and then paste them in the correct house to show those that belong and those that don't belong to the focus word family house. Once completed, children can write the words for each picture on the back of the page.

Happy Teaching :)

# Word Families Included

1. ab (tab, cab, crab, lab)
2. ad (sad, pad, dad, mad)
3. ag (bag, rag, tag, wag)
4. am (jam, ham, clam, dam)
5. an (van, can, man, fan)
6. ap (gap, tap, cap, map)
7. at (bat, mat, hat, cat)
8. ed (sled, red, bed, fed)
9. en (hen, ten, pen, den)
10. et (vet, net, wet, jet)
11. id (kid, lid, grid, hid)
12. ig (dig, wig, big, pig)
13. in (bin, fin, tin, win)
14. ip (zip, tip, dip, lip)
15. it (bit, hit, sit, kit)
16. ob (sob, job, rob, cob)
17. og (dog, jog, log, frog)
18. op (cop, hop, pop, mop)
19. ot (dot, pot, cot, hot)
20. ub (cub, tub, rub, sub)
21. ug (rug, hug, bug, mug)
22. um (hum, gum, sum, yum)
23. un (nun, sun, run, bun)
24. ut (cut, hut, nut, gut)

Name: \_\_\_\_\_

**an**



Cut the pictures and paste them in the correct house.

**-an**

**not -an**

