

# Word Families

## Cut & Paste Word Work




Name: \_\_\_\_\_

ap



Cut out the letter tiles from the bottom of the page and arrange them to make a word for the each picture.



c

a

p

g

a

p

m

a

p

t

a

p

Word Families by Lavinia Pop © 2013

**Thank you** for downloading this product; I hope you will enjoy using it and that it will be a valuable resource for you! I value your feedback, so please don't hesitate to contact me if you have any concerns whatsoever as I will endeavour to address them. And if you like what I've done, please let me know by leaving feedback at my online store :)

Lavinia

[lavinia@kinder-resources.com](mailto:lavinia@kinder-resources.com)

**ILLUSTRATIONS** Kari Bolt, Little Red, Dancing Crayon Designs, Whimsy Clips, Hidesy's Clipart, Ramona Majdis, Zip-a-Dee-doo-dah-Designs, Bunny on a Cloud

[www.teacherspayteachers.com/Store/Kari-Bolt](http://www.teacherspayteachers.com/Store/Kari-Bolt)

[www.teacherspayteachers.com/Store/Littlered](http://www.teacherspayteachers.com/Store/Littlered)

[www.dancingcrayon.com](http://www.dancingcrayon.com) [www.teacherspayteachers.com/Store/Whimsy-Clips](http://www.teacherspayteachers.com/Store/Whimsy-Clips) [www.teacherspayteachers.com/Store/Hidesys-Clipart](http://www.teacherspayteachers.com/Store/Hidesys-Clipart)

[www.teacherspayteachers.com/Store/Ramona-Majdis](http://www.teacherspayteachers.com/Store/Ramona-Majdis)

[www.teacherspayteachers.com/Store/Zip-a-dee-doo-dah-Designs](http://www.teacherspayteachers.com/Store/Zip-a-dee-doo-dah-Designs)

[www.teacherspayteachers.com/Store/Bunny-On-A-Cloud](http://www.teacherspayteachers.com/Store/Bunny-On-A-Cloud)

**FONTS** [www.schoolfonts.com.au](http://www.schoolfonts.com.au) [www.teacherspayteachers.com/Store/Kimberly-Geswein-Fonts](http://www.teacherspayteachers.com/Store/Kimberly-Geswein-Fonts)  
[www.teacherspayteachers.com/Store/Ramonam-Graphics](http://www.teacherspayteachers.com/Store/Ramonam-Graphics)

**PRINTING TIP** This resource has been designed for printing on A4-sized paper. If you are printing on a different size, select "shrink to printable area" or "print to fit page" (or a similar option) in order for the contents of this unit to print correctly.

Copyright © 2013 by Lavinia Pop - All rights reserved by author.

Purchase of this item entitles the purchaser the right to reproduce the pages for personal and classroom use. Duplication for other classes, an entire school or commercial purposes is strictly prohibited without written permission from the author. Minor editing is permitted only for personal use, however the document remains under copyright even when edited. Posting this item in whole or in part on the Internet in any form is strictly prohibited and is a violation of the Digital Millennium Copyright Act (DMCA).

Please be fair and don't share! If you are not the original purchaser of this file, please visit my store to purchase a copy. [Kinder-Resources.com](http://Kinder-Resources.com)

let's connect!



[Kinder-Resources.com/blog](http://Kinder-Resources.com/blog)



[facebook.com/inmyworldlavinipop](https://facebook.com/inmyworldlavinipop)



[instagram.com/inmyworld\\_lavinipop](https://instagram.com/inmyworld_lavinipop)



[pinterest.com/lavinipop](https://pinterest.com/lavinipop)

# Introduction

## **About this book**

This book contains a set of 24 cut and paste CVC word family word building activity pages.

## **Directions for use**

Each page in this book focuses on one word family at a time. Children cut out the letter tiles from the bottom of the page and build a word to match each of the 4 pictures on the page.

Alternatively, these pages can be laminated and used in a write and wipe center with dry-erase (whiteboard) markers, or in a word building center using Scrabble or magnetic letters.

Happy Teaching :)

# Word Families Included

ab

ad

ag

am

an

ap

at

ed

en

et

id

ig

in

ip

it

ob

og

op

ot

ub

ug

um

un


ut

Name: \_\_\_\_\_


**at**



Cut out the letter tiles from the bottom of the page and arrange them to make a word for the each picture.




--	--	--



--	--	--



--	--	--



--	--	--

Word Families by Lavinia Pop © 2013

**t**

**h**

**a**

**t**

**a**

**r**

**t**

**a**

**m**

**b**

**t**

**a**