

Pre-Primer Sight Words

Name _____

By Lavinia Pop © 2012

Glue/Staple

I see a



cow.

Name: _____

see

Trace the following word:

see see see see

Write 4 sentences from your flip book.

1 _____

2 _____



barn.

Glue/Staple



pig.

Glue/Staple



sheep.

Glue/Staple




horse.

Name _____





By Lavinia Pop © 2012

Glue/Staple

I see a



cow.

 <p>barn.</p>	 <p>horse.</p>	 <p>sheep.</p>	 <p>pig.</p>
---	--	--	--

40 Flip Books

Thank you for downloading this product; I hope you will enjoy using it and that it will be a valuable resource for you! I value your feedback, so please don't hesitate to contact me if you have any concerns whatsoever as I will endeavour to address them. And if you like what I've done, please let me know by leaving feedback at my online store :)

Lavinia

lavinia@kinder-resources.com

FONTS schoolfonts.com.au
teacherspayteachers.com/Store/Kimberly-Geswein-Fonts
teacherspayteachers.com/Store/Ramonam-Graphics



Kinder-Resources.com/blog



facebook.com/inmyworldlavinipop



instagram.com/inmyworld_lavinipop



pinterest.com/lavinipop

let's connect!

ILLUSTRATIONS Kari Bolt, Little Red, Dancing Crayon Designs, Whimsy Clips, Hidesy's Clipart, Ramona Majdis, Zip-a-Dee-doo-dah-Designs, Bunny on a Cloud

teacherspayteachers.com/Store/Kari-Bolt

teacherspayteachers.com/Store/Littlered

dancingcrayon.com

teacherspayteachers.com/Store/Whimsy-Clips

teacherspayteachers.com/Store/Hidesys-Clipart

teacherspayteachers.com/Store/Ramona-Majdis

teacherspayteachers.com/Store/Zip-a-dee-doo-dah-Designs

teacherspayteachers.com/Store/Bunny-On-A-Cloud

PRINTING TIP This resource has been designed for printing on A4-sized paper. If you are printing on a different size, select "shrink to printable area" or "print to fit page" (or a similar option) in order for the contents of this unit to print correctly.

Copyright © 2012 by Lavinia Pop - All rights reserved by author.

Purchase of this item entitles the purchaser the right to reproduce the pages for personal and classroom use. Duplication for other classes, an entire school or commercial purposes is strictly prohibited without written permission from the author. Minor editing is permitted only for personal use, however the document remains under copyright even when edited. Posting this item in whole or in part on the Internet in any form is strictly prohibited and is a violation of the Digital Millennium Copyright Act (DMCA).

Please be fair and don't share! If you are not the original purchaser of this file, please visit my store to purchase a copy. Kinder-Resources.com

Introduction

About this book


This book contains a collection of 40 Pre-Primer sight words flip books in black & white and colour. Each booklet is accompanied by a worksheet where children trace the focus sight word and then write some of their favourite sentences from the flip book.

Directions for use

To assemble the flip books, cut out each rectangle, then along the lines of the bottom rectangle. Make sure that the top rectangle is left intact as it will form the base for the flip book! Arrange the “flips” (pages) one on top of the other and staple them to the base. Students will have lots of fun reading their flip books over and over again to friends and family! Once children have finished reading their flip book, they can complete the recording sheet included for each booklet.

The pre-primer sight word flip books in this packet are ordered so that each new booklet builds on the sight words learnt in previous booklets. For this reason, it is recommended that you introduce the sight words in the order that they are presented in this book.

Happy Teaching :)



The top and bottom rectangles have been cut out. The TOP rectangle has been left intact as it will form the base for the flip book.



The “flips” (pages) have been placed one on top of the other and stapled or glued to the base.

Words included:

1. a
2. and
3. I
4. see
5. can
6. me
7. the
8. you
9. is
10. it
11. like
12. my
13. at
14. down
15. go
16. up
17. come
18. here
19. in
20. said
21. big
22. play
23. run
24. to
25. find
26. for
27. look
28. we
29. are
30. make
31. need
32. where
33. funny
34. jump
35. not
36. that
37. away
38. help
39. went
40. with

Name:

see



Trace the following word:

see see see see



Write 4 sentences from your flip book.

1

2

3


4

Name _____

By Lavinia Pop © 2012

Glue/Staple

I see **a**




COW.


Glue/Staple

Glue/Staple


Glue/Staple




barn.



horse.



sheep.




pig.

Name _____

By Lavinia Pop © 2012

Glue/Staple

I see **a**




COW.

Glue/Staple



barn.

Glue/Staple




horse.

Glue/Staple



sheep.



pig.

Name _____

By Lavinia Pop © 2012

Glue/Staple

I like



chocolate.

Glue/Staple

Glue/Staple

Glue/Staple




ice cream.



yogurt.



pizza.



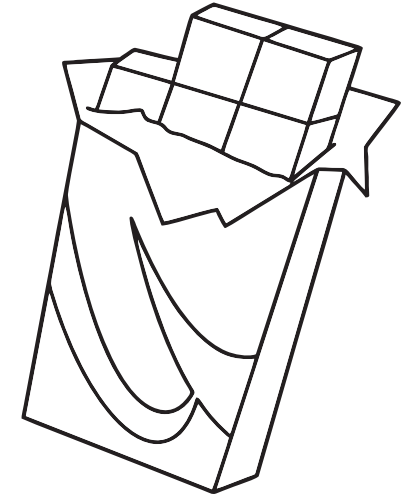
watermelon.

Name _____

By Lavinia Pop © 2012

Glue/Staple

I like



chocolate.

Glue/Staple



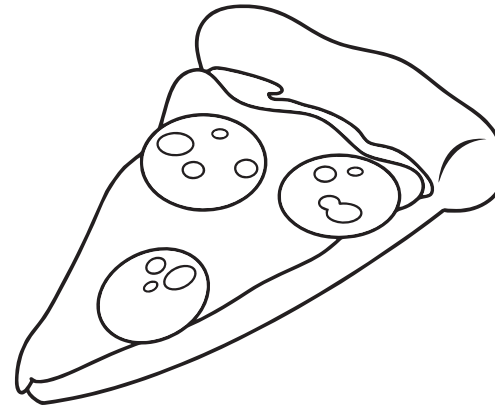
ice cream.

Glue/Staple

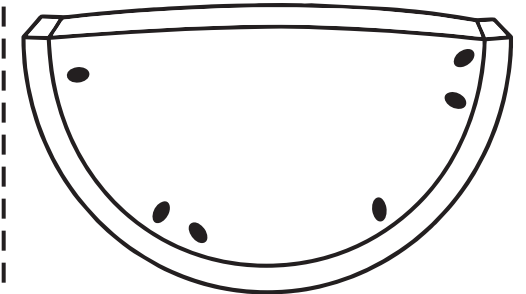


yogurt.

Glue/Staple



pizza.



watermelon.

Name:

like



Trace the following word:

like like like like



Write 4 sentences from your flip book.

1

2

3

4
