



# SIGHT WORDS

# Pre-Primer Handwriting Book




and



and and and and



 Trace the word.



and and and

and and and

 Write "and" on the lines below.

I see a  cat \_\_\_\_\_ a  dog.

I see a  pig \_\_\_\_\_ a  hen.

I see a  fan \_\_\_\_\_ a  hat.

Handwriting Book: Pre-Primer Sight Words © Lavinia Pop 2013

**Thank you** for downloading this product; I hope you will enjoy using it and that it will be a valuable resource for you! I value your feedback, so please don't hesitate to contact me if you have any concerns whatsoever as I will endeavour to address them. And if you like what I've done, please let me know by leaving feedback at my online store :)

Lavinia

[lavinia@kinder-resources.com](mailto:lavinia@kinder-resources.com)

**ILLUSTRATIONS** Kari Bolt, Little Red, Dancing Crayon Designs, Whimsy Clips, Hidesy's Clipart, Ramona Majdis, Zip-a-Dee-doo-dah-Designs, Bunny on a Cloud

[www.teacherspayteachers.com/Store/Kari-Bolt](http://www.teacherspayteachers.com/Store/Kari-Bolt)

[www.teacherspayteachers.com/Store/Littlered](http://www.teacherspayteachers.com/Store/Littlered)

[www.dancingcrayon.com](http://www.dancingcrayon.com) [www.teacherspayteachers.com/Store/Whimsy-Clips](http://www.teacherspayteachers.com/Store/Whimsy-Clips) [www.teacherspayteachers.com/Store/Hidesys-Clipart](http://www.teacherspayteachers.com/Store/Hidesys-Clipart)

[www.teacherspayteachers.com/Store/Ramona-Majdis](http://www.teacherspayteachers.com/Store/Ramona-Majdis)

[www.teacherspayteachers.com/Store/Zip-a-dee-doo-dah-Designs](http://www.teacherspayteachers.com/Store/Zip-a-dee-doo-dah-Designs)

[www.teacherspayteachers.com/Store/Bunny-On-A-Cloud](http://www.teacherspayteachers.com/Store/Bunny-On-A-Cloud)

**FONTS** [www.schoolfonts.com.au](http://www.schoolfonts.com.au) [www.teacherspayteachers.com/Store/Kimberly-Geswein-Fonts](http://www.teacherspayteachers.com/Store/Kimberly-Geswein-Fonts)  
[www.teacherspayteachers.com/Store/Ramonam-Graphics](http://www.teacherspayteachers.com/Store/Ramonam-Graphics)

**PRINTING TIP** This resource has been designed for printing on A4-sized paper. If you are printing on a different size, select "shrink to printable area" or "print to fit page" (or a similar option) in order for the contents of this unit to print correctly.

Copyright © 2013 by Lavinia Pop - All rights reserved by author.

Purchase of this item entitles the purchaser the right to reproduce the pages for personal and classroom use. Duplication for other classes, an entire school or commercial purposes is strictly prohibited without written permission from the author. Minor editing is permitted only for personal use, however the document remains under copyright even when edited. Posting this item in whole or in part on the Internet in any form is strictly prohibited and is a violation of the Digital Millennium Copyright Act (DMCA).

Please be fair and don't share! If you are not the original purchaser of this file, please visit my store to purchase a copy. [Kinder-Resources.com](http://Kinder-Resources.com)

let's connect!



[Kinder-Resources.com/blog](http://Kinder-Resources.com/blog)



[facebook.com/inmyworldlavinipop](https://facebook.com/inmyworldlavinipop)



[instagram.com/inmyworld\\_lavinipop](https://instagram.com/inmyworld_lavinipop)



[pinterest.com/lavinipop](https://pinterest.com/lavinipop)

# Introduction

## **About this book:**

This book contains 40 pre-primer sight word worksheets intended to be used with children in Preschool, Kindergarten (Prep) and Grade 1. Each page focuses on one sight words that children are required to read and trace. This packet is ideal for emergent readers as students practice reading sight words in context and each unknown word can be decoded or guessed by the picture above it.

## **Directions for use:**

The worksheets in this unit have children completing 2 tasks. First, they are asked to trace the focus word on two writing lines. Next, they practice writing the sight word 3 times in 3 different sentences. They can then read each sentence.

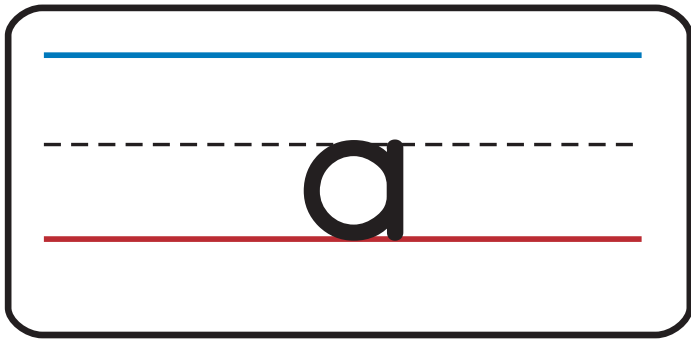
The handwriting sheets in this book can be used while working with the entire class or in small groups. They would make great homework sheets and would also be ideal for morning work or early finisher work or however you see fit! I have included a cover page if you wish to bind the pages together to make a booklet for each student.

Please note: 2 versions of each handwriting sheets have been included: one with dotted lines and one with a continued tracing line. Please print only the version you wish to use.

Happy Teaching :)

# Words included:

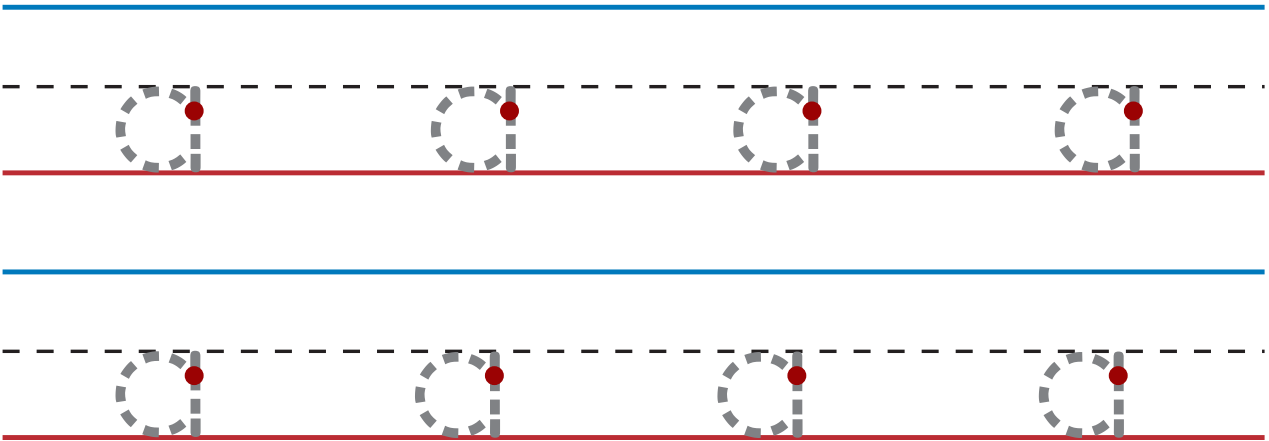
1. a
2. and
3. are
4. at
5. away
6. big
7. can
8. come
9. down
10. find
11. for
12. funny
13. go
14. help
15. here
16. I
17. in
18. is
19. it
20. jump
21. like
22. look
23. make
24. me
25. my
26. need
27. not
28. play
29. run
30. said
31. see
32. that
33. the
34. to
35. up
36. we
37. went
38. with
39. where
40. you






a a a a



Trace the word.



Write "a" on the lines below.

I see		 dog.
I see		 hen.
I see		 hat.

find

find find *find* find



Trace the word.

find find find

find find find



Write "find" on the lines below.

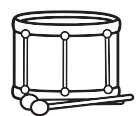
Can you

\_\_\_\_\_

\_\_\_\_\_

\_\_\_\_\_

the



drum?

Can you

\_\_\_\_\_

\_\_\_\_\_

\_\_\_\_\_

the



ball?

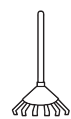
Can you

\_\_\_\_\_

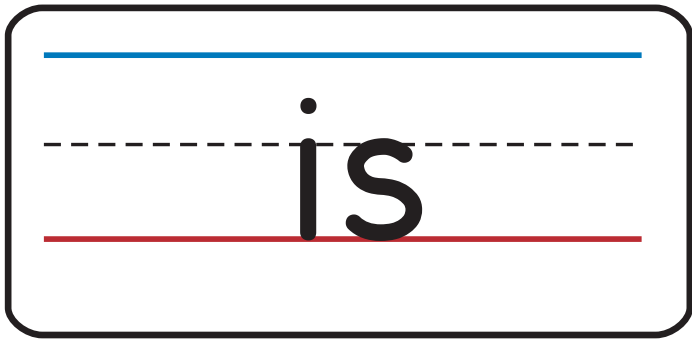
\_\_\_\_\_

\_\_\_\_\_

the



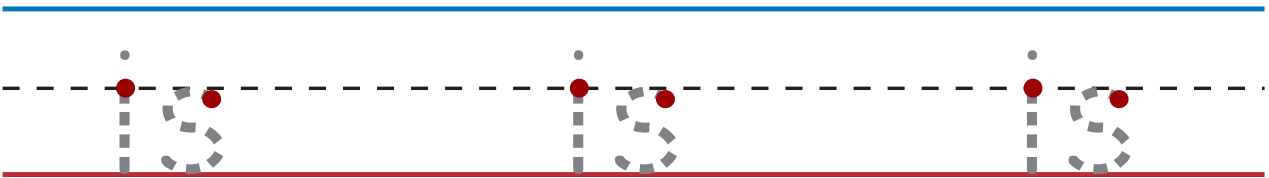
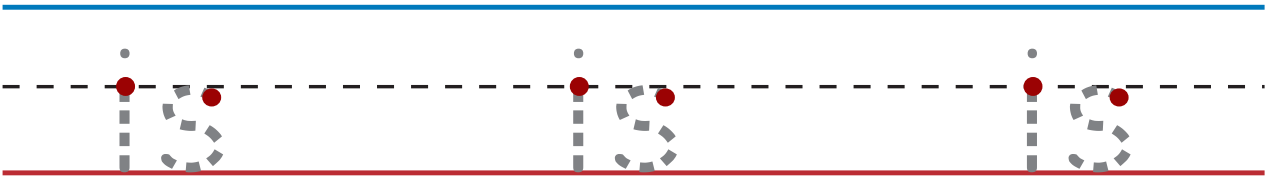
rake?




is is is is




Trace the word.




Write "is" on the lines below.

A  \_\_\_\_\_  
cow

in the  barn.

A  \_\_\_\_\_  
horse

in the  barn.

A  \_\_\_\_\_  
turkey

in the  barn.

you

you you you you



Trace the word.

you you you

you you you




Write "you" on the lines below.

Can \_\_\_\_\_

play  soccer?

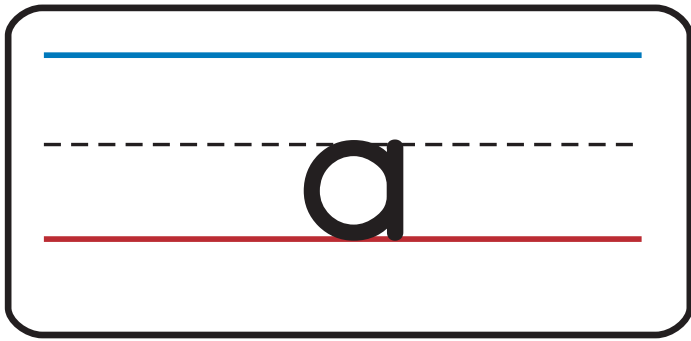
Can \_\_\_\_\_

play  baseball?

Can \_\_\_\_\_

play  basketball?

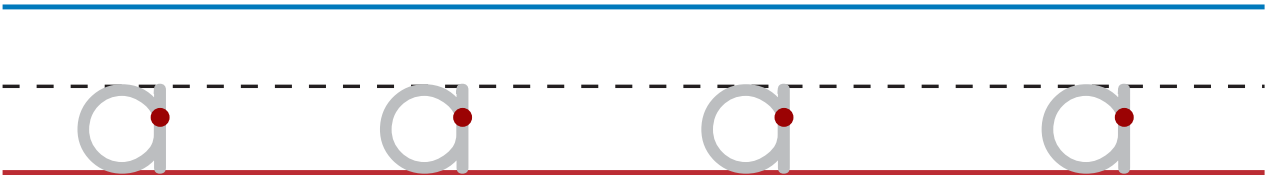
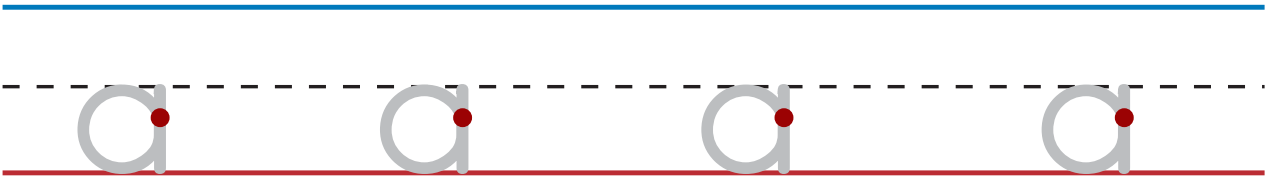




a a a a

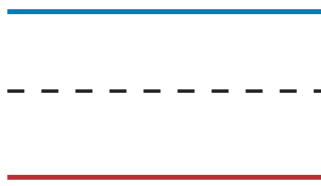


Trace the word.



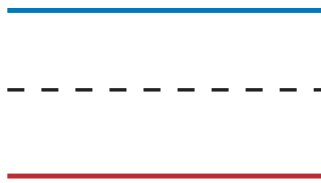
Write "a" on the lines below.

I see



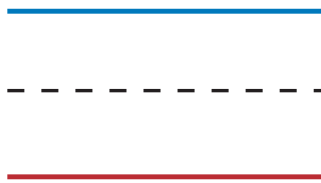
dog.

I see



hen.

I see



hat.

find

find find *find* find



Trace the word.

find find

find find



Write "find" on the lines below.

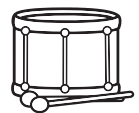
Can you

\_\_\_\_\_

\_\_\_\_\_

\_\_\_\_\_

the drum?



Can you

\_\_\_\_\_

\_\_\_\_\_

\_\_\_\_\_

the ball?



Can you

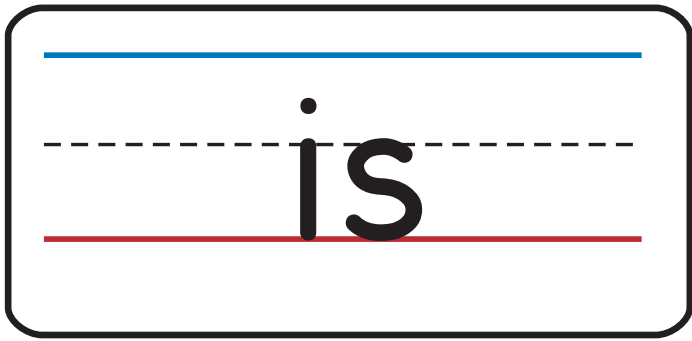
\_\_\_\_\_

\_\_\_\_\_

\_\_\_\_\_

the rake?








is is is is




Trace the word.




Write "is" on the lines below.

A  \_\_\_\_\_  
cow

in the  barn.

A  \_\_\_\_\_  
horse

in the  barn.

A  \_\_\_\_\_  
turkey

in the  barn.

you

you you you you



Trace the word.

you you you

you you you



Write "you" on the lines below.

Can \_\_\_\_\_

play  soccer?

Can \_\_\_\_\_

play  baseball?

Can \_\_\_\_\_

play  basketball?