


# Word Families

## My Book of Word Families



Name: \_\_\_\_\_ **at**

 Write a story using as many words as you can from the Word Family. Underline the Word Family words.

\_\_\_\_\_

\_\_\_\_\_

\_\_\_\_\_


Name: \_\_\_\_\_ **at**




\_\_\_\_\_ words and write a sentence for each word. Draw a picture.

\_\_\_\_\_

\_\_\_\_\_

Name: \_\_\_\_\_ **at**

 Other -at words:

		
<b>bat</b>	<b>sat</b>	<b>flat</b>

Name: \_\_\_\_\_ **at**



 Who lives here?

\_\_\_\_\_

4. \_\_\_\_\_


5. \_\_\_\_\_

6. \_\_\_\_\_

Word Families by \_\_\_\_\_

Name: \_\_\_\_\_

### My book of Word Families



Lavinia Pop © 2013

**Thank you** for downloading this product; I hope you will enjoy using it and that it will be a valuable resource for you! I value your feedback, so please don't hesitate to contact me if you have any concerns whatsoever as I will endeavour to address them. And if you like what I've done, please let me know by leaving feedback at my online store :)

Lavinia

[lavinia@kinder-resources.com](mailto:lavinia@kinder-resources.com)

**ILLUSTRATIONS** Kari Bolt, Little Red, Dancing Crayon Designs, Whimsy Clips, Hidesy's Clipart, Ramona Majdis, Zip-a-Dee-doo-dah-Designs, Bunny on a Cloud

[www.teacherspayteachers.com/Store/Kari-Bolt](http://www.teacherspayteachers.com/Store/Kari-Bolt)

[www.teacherspayteachers.com/Store/Littlered](http://www.teacherspayteachers.com/Store/Littlered)

[www.dancingcrayon.com](http://www.dancingcrayon.com) [www.teacherspayteachers.com/Store/Whimsy-Clips](http://www.teacherspayteachers.com/Store/Whimsy-Clips) [www.teacherspayteachers.com/Store/Hidesys-Clipart](http://www.teacherspayteachers.com/Store/Hidesys-Clipart)

[www.teacherspayteachers.com/Store/Ramona-Majdis](http://www.teacherspayteachers.com/Store/Ramona-Majdis)

[www.teacherspayteachers.com/Store/Zip-a-dee-doo-dah-Designs](http://www.teacherspayteachers.com/Store/Zip-a-dee-doo-dah-Designs)

[www.teacherspayteachers.com/Store/Bunny-On-A-Cloud](http://www.teacherspayteachers.com/Store/Bunny-On-A-Cloud)

**FONTS** [www.schoolfonts.com.au](http://www.schoolfonts.com.au) [www.teacherspayteachers.com/Store/Kimberly-Geswein-Fonts](http://www.teacherspayteachers.com/Store/Kimberly-Geswein-Fonts)  
[www.teacherspayteachers.com/Store/Ramonam-Graphics](http://www.teacherspayteachers.com/Store/Ramonam-Graphics)

**PRINTING TIP** This resource has been designed for printing on A4-sized paper. If you are printing on a different size, select "shrink to printable area" or "print to fit page" (or a similar option) in order for the contents of this unit to print correctly.

Copyright © 2013 by Lavinia Pop - All rights reserved by author.

Purchase of this item entitles the purchaser the right to reproduce the pages for personal and classroom use. Duplication for other classes, an entire school or commercial purposes is strictly prohibited without written permission from the author. Minor editing is permitted only for personal use, however the document remains under copyright even when edited. Posting this item in whole or in part on the Internet in any form is strictly prohibited and is a violation of the Digital Millennium Copyright Act (DMCA).

Please be fair and don't share! If you are not the original purchaser of this file, please visit my store to purchase a copy. [Kinder-Resources.com](http://Kinder-Resources.com)

let's connect!



[Kinder-Resources.com/blog](http://Kinder-Resources.com/blog)



[facebook.com/inmyworldlavinipop](https://facebook.com/inmyworldlavinipop)



[instagram.com/inmyworld\\_lavinipop](https://instagram.com/inmyworld_lavinipop)



[pinterest.com/lavinipop](https://pinterest.com/lavinipop)

# Introduction

## **About this book**

This book contains a pages to create a word family word work book for each student in the classroom. However, the contents in this packet can also be used as individual worksheets in the classroom or as homework.

## **Directions for use**

The pages in this book are ordered by word family. The first page displays a house with 6 pictures that belong to the focus word family and children are asked to write the word for each picture on the writing lines provided. The second page displays three extra pictures and words from the focus family and asks children to write and illustrate three additional words that they can think of that end with the focus word family. The third page asks children to write a sentence for 3 words of their choice and the last page asks children to write a story using as many words as they can from the focus word family, and then to draw a picture of what they have written.

Happy Teaching :)

# Word Families included

ab  
ad  
ag  
am  
an  
ap  
at  
ed  
en  
et  
id  
ig  
in  
ip  
it  
ob  
og  
op  
ot  
ub  
ug  
um  
un  
ut



Name

# My book of Word Families



Name: \_\_\_\_\_

ap




Who lives here?

1. \_\_\_\_\_  
-----  
\_\_\_\_\_
2. \_\_\_\_\_  
-----  
\_\_\_\_\_
3. \_\_\_\_\_  
-----  
\_\_\_\_\_


4. \_\_\_\_\_  
-----  
\_\_\_\_\_
5. \_\_\_\_\_  
-----  
\_\_\_\_\_
6. \_\_\_\_\_  
-----  
\_\_\_\_\_

Name: \_\_\_\_\_

**ap**



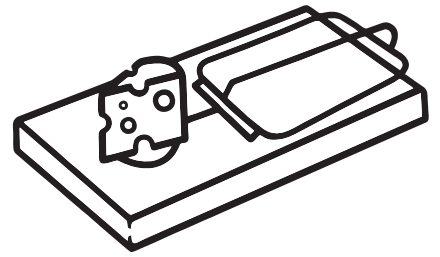
Other -ap words:




**sap**



**clap**





**trap**



Other -ap words I can think of:


Name:


\_\_\_\_\_



Select 3 words and write a sentence for each word below. Draw a picture.


Word: \_\_\_\_\_

\_\_\_\_\_  
\_\_\_\_\_  
\_\_\_\_\_  
\_\_\_\_\_  
\_\_\_\_\_  
\_\_\_\_\_  
\_\_\_\_\_  
\_\_\_\_\_




Word: \_\_\_\_\_

\_\_\_\_\_  
\_\_\_\_\_  
\_\_\_\_\_  
\_\_\_\_\_  
\_\_\_\_\_  
\_\_\_\_\_  
\_\_\_\_\_  
\_\_\_\_\_



Word: \_\_\_\_\_


\_\_\_\_\_  
\_\_\_\_\_  
\_\_\_\_\_  
\_\_\_\_\_  
\_\_\_\_\_  
\_\_\_\_\_  
\_\_\_\_\_  
\_\_\_\_\_





Name: \_\_\_\_\_

\_\_\_\_\_



Write a story using as many words as you can from the Word Family. Underline the Word Family words.

\_\_\_\_\_

-----

\_\_\_\_\_

\_\_\_\_\_

-----

\_\_\_\_\_

\_\_\_\_\_

-----

\_\_\_\_\_

\_\_\_\_\_

-----

\_\_\_\_\_

\_\_\_\_\_

-----



Draw a picture of your story.

\_\_\_\_\_