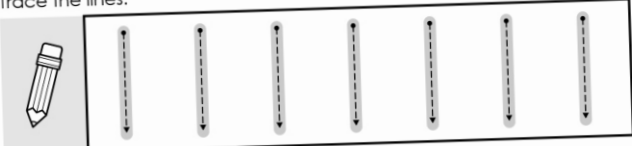


# Morning WORK


Lavinia Pop

Name: \_\_\_\_\_ Lavinia Pop © 2020 SET 1.2


Trace the lines.




Color the face that shows how you feel today.




Color the animal you like most.



Draw a line to match.

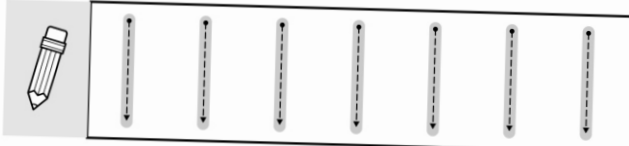


Circle the one that is different.




Name: \_\_\_\_\_ Lavinia Pop © 2020 SET 1.1


Trace the lines.




Color the face that shows how you feel today.




Color the food you like most.



Draw a line to match.



Circle the one that is different.



SET 1

Preschool

**Thank you** for downloading this product; I hope you will enjoy using it and that it will be a valuable resource for you! I value your feedback, so please don't hesitate to contact me if you have any concerns whatsoever as I will endeavour to address them. And if you like what I've done, please let me know by leaving feedback at my online store :)

Lavinia

[lavinia@inmyworld.com.au](mailto:lavinia@inmyworld.com.au)

**ILLUSTRATIONS** Kari Bolt, Little Red, Dancing Crayon Designs, Whimsy Clips, Ramona Majdis, Zip-a-Dee-doo-dah-Designs, Bunny on a Cloud

[www.teacherspayteachers.com/Store/Kari-Bolt](http://www.teacherspayteachers.com/Store/Kari-Bolt)      [www.teacherspayteachers.com/Store/Littlered](http://www.teacherspayteachers.com/Store/Littlered)

[www.dancingcrayon.com](http://www.dancingcrayon.com)      [www.teacherspayteachers.com/Store/Whimsy-Clips](http://www.teacherspayteachers.com/Store/Whimsy-Clips)

[www.teacherspayteachers.com/Store/Ramona-Majdis](http://www.teacherspayteachers.com/Store/Ramona-Majdis)      [www.teacherspayteachers.com/Store/Zip-a-dee-doo-dah-Designs](http://www.teacherspayteachers.com/Store/Zip-a-dee-doo-dah-Designs)

[www.teacherspayteachers.com/Store/Bunny-On-A-Cloud](http://www.teacherspayteachers.com/Store/Bunny-On-A-Cloud)

**FONTS** [www.schoolfonts.com.au](http://www.schoolfonts.com.au)      [www.teacherspayteachers.com/Store/Kimberly-Geswein-Fonts](http://www.teacherspayteachers.com/Store/Kimberly-Geswein-Fonts)

**PRINTING TIP** This resource has been designed for printing on A4-sized paper. If you are printing on a different size, select "shrink to printable area" or "print to fit page" (or a similar option) in order for the contents of this unit to print correctly.

Copyright © 2020 by Lavinia Pop - All rights reserved by author.

Purchase of this item entitles the purchaser the right to reproduce the pages for personal and classroom use. Duplication for other classes, an entire school or commercial purposes is strictly prohibited without written permission from the author. Minor editing is permitted only for personal use, however the document remains under copyright even when edited. Posting this item in whole or in part on the Internet in any form is strictly prohibited and is a violation of the Digital Millennium Copyright Act (DMCA).

Please be fair and don't share! If you are not the original purchaser of this file, please visit my store to purchase a copy. [Kinder-Resources.com](http://Kinder-Resources.com)

let's connect!



In My World

[www.inmyworld.com.au](http://www.inmyworld.com.au)



[www.facebook.com/inmyworldlavinipop](http://www.facebook.com/inmyworldlavinipop)



[www.instagram.com/inmyworld\\_lavinipop](http://www.instagram.com/inmyworld_lavinipop)



[www.pinterest.com/lavinipop](http://www.pinterest.com/lavinipop)

# Introduction

## About this book

This book contains a set of 20 worksheets intended for use with children in Preschool and Kindergarten (Prep/Foundation). The contents of this book are intended to review skills already taught and are therefore ideal for morning work or homework.

## Worksheet focus

The purpose of this first set of worksheets is to build independence and focus on basic skills and concepts such as tracing left to right and pencil control. Week 1 worksheets (first 5) contain tracing and circling guides so that all children feel successful. From week 2, the guides have been removed except for the sections requiring children to trace in order to learn the correct path of a line.

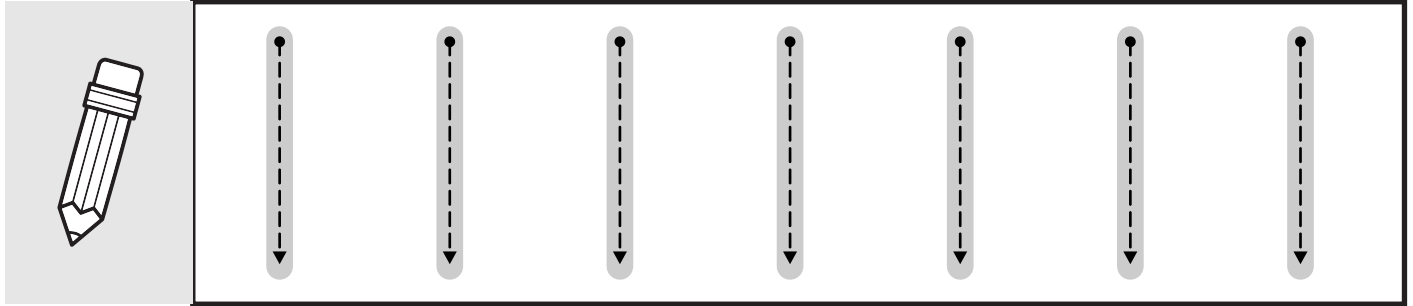
*The skills and concepts covered in this packet:*

1. Tracing straight and diagonal lines
2. Coloring the emoji (face) that shows how the child feels today
3. Coloring the object (such as food, animal, toy, clothing, activity, instrument, etc.) that the child likes most
4. Drawing a line to match an object to its shadow
5. Circling the image that is different


Happy Teaching :)

Name:


Trace the lines.




Color the face that shows how you feel today.




Color the food you like most.



Draw a line to match.




Circle the one that is different.




Name: \_\_\_\_\_


Trace the lines.




Color the face that shows how you feel today.



Color the forest animal you like most.



Draw a line to match.



Circle the one that is different.

