

# Word Families

## Readers with Comprehension pages


WORD FAMILY EMERGENT READER  
**Look at that Crab**



By Lavinia Pop

-ab

WORD FAMILY EMERGENT READER  
**Look at that Crab**



By Lavinia Pop

-ab

Name: \_\_\_\_\_



The crab nips the...

cab.

lab.



Draw a line to match the pictures to the words.



crab



lab



cab



**Look at that Crab**



Draw a picture of something you think a crab likes to do.

Word Families by Lavinia Pop © 2012

**Thank you** for downloading this product; I hope you will enjoy using it and that it will be a valuable resource for you! I value your feedback, so please don't hesitate to contact me if you have any concerns whatsoever as I will endeavour to address them. And if you like what I've done, please let me know by leaving feedback at my online store :)

Lavinia

[lavinia@kinder-resources.com](mailto:lavinia@kinder-resources.com)

**ILLUSTRATIONS** Kari Bolt, Little Red, Dancing Crayon Designs, Whimsy Clips, Hidesy's Clipart, Ramona Majdis, Zip-a-Dee-doo-dah-Designs, Bunny on a Cloud

[www.teacherspayteachers.com/Store/Kari-Bolt](http://www.teacherspayteachers.com/Store/Kari-Bolt)

[www.teacherspayteachers.com/Store/Littlered](http://www.teacherspayteachers.com/Store/Littlered)

[www.dancingcrayon.com](http://www.dancingcrayon.com) [www.teacherspayteachers.com/Store/Whimsy-Clips](http://www.teacherspayteachers.com/Store/Whimsy-Clips) [www.teacherspayteachers.com/Store/Hidesys-Clipart](http://www.teacherspayteachers.com/Store/Hidesys-Clipart)

[www.teacherspayteachers.com/Store/Ramona-Majdis](http://www.teacherspayteachers.com/Store/Ramona-Majdis)

[www.teacherspayteachers.com/Store/Zip-a-dee-doo-dah-Designs](http://www.teacherspayteachers.com/Store/Zip-a-dee-doo-dah-Designs)

[www.teacherspayteachers.com/Store/Bunny-On-A-Cloud](http://www.teacherspayteachers.com/Store/Bunny-On-A-Cloud)

**FONTS**

[www.schoolfonts.com.au](http://www.schoolfonts.com.au) [www.teacherspayteachers.com/Store/Kimberly-Geswein-Fonts](http://www.teacherspayteachers.com/Store/Kimberly-Geswein-Fonts)

[www.teacherspayteachers.com/Store/Ramonam-Graphics](http://www.teacherspayteachers.com/Store/Ramonam-Graphics)

**PRINTING TIP** This resource has been designed for printing on A4-sized paper. If you are printing on a different size, select "shrink to printable area" or "print to fit page" (or a similar option) in order for the contents of this unit to print correctly.

Copyright © 2012 by Lavinia Pop - All rights reserved by author.

Purchase of this item entitles the purchaser the right to reproduce the pages for personal and classroom use. Duplication for other classes, an entire school or commercial purposes is strictly prohibited without written permission from the author. Minor editing is permitted only for personal use, however the document remains under copyright even when edited. Posting this item in whole or in part on the Internet in any form is strictly prohibited and is a violation of the Digital Millennium Copyright Act (DMCA).

Please be fair and don't share! If you are not the original purchaser of this file, please visit my store to purchase a copy. [Kinder-Resources.com](http://Kinder-Resources.com)

let's connect!



[Kinder-Resources.com/blog](http://Kinder-Resources.com/blog)



[facebook.com/inmyworldlavinipop](https://facebook.com/inmyworldlavinipop)



[instagram.com/inmyworld\\_lavinipop](https://instagram.com/inmyworld_lavinipop)



[pinterest.com/lavinipop](https://pinterest.com/lavinipop)

# Introduction

## **About this book**

The contents of this book are best suited for use with students in Kindergarten (Prep) and Grade 1. You will find 20 word family booklets, in both color and black and white, as well as 20 response sheets designed to help emergent readers build early comprehension skills.

## **Directions for use**

Print/photocopy the booklets using the duplex feature on your device. Cut each reader in half, stack the pages in order and staple on the left side.

After reading their booklet, children write the missing letters on the 6th page to match the pictures and then complete the corresponding comprehension page. These readers and comprehension sheets can be used while working with the entire class, in small groups, or one-on-one with individual children. They can also be assigned as homework for additional practice to reinforce words learnt in the classroom.

Happy Teaching :)

# Word Families included

ab

ad

ag

am

an

ap

at

ed

en

et

ig

in

ip

it

og

op

ot


ug

um

un


WORD FAMILY EMERGENT READER

# Look at that Crab



By Lavinia Pop

-ab



He nips the lab.




1

Look at that crab!



5

The lab gets a cab.



He can dab.

2



\_\_\_ ab



\_\_\_ ab



\_\_\_ ab



\_\_\_ ab



\_\_\_ ab

6



3

He can gab.

## WORD FAMILIES


### Look at that Crab.

1. Look at that crab!
2. He can dab.
3. He can gab.
4. He nips the lab.
5. The lab gets a cab.
6. -ab words.




WORD FAMILY EMERGENT READER

# Look at that Crab




By Lavinia Pop

**-ab**




He nips the lab.




1

Look at that crab!




5

The lab gets a cab.




He can dab.


2




\_\_\_ ab



\_\_\_ ab



\_\_\_ ab




\_\_\_ ab



\_\_\_ ab

6



3

He can gab.

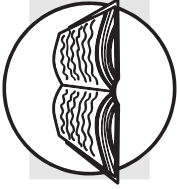
## WORD FAMILIES

### Look at that Crab.


1. Look at that crab!
2. He can dab.
3. He can gab.
4. He nips the lab.
5. The lab gets a cab.
6. -ab words.

Name: \_\_\_\_\_


# Look at that Crab



Draw a picture of something you think a crab likes to do.





The crab nips the...




cab.

lab.


Draw a line to match the pictures to the words.



crab



lab



cab