

# SIGHT WORDS

# Pre-Primer Reading Fluency



Name:

and



Color an insect each time you read all the sentences.

I see a cat and a hat.



cat

I see a hat and a cat.



hat

I see a hen and a pen.



hen

I see a pen and a hen.

I see a dog and a cat.



pen

I see a cat and a hen.

I see a hen and a hat.



dog

I see a hat and a dog.

Reading Fluency: Pre-Primer Sight Words Lavinia Pop © 2012

**Thank you** for downloading this product; I hope you will enjoy using it and that it will be a valuable resource for you! I value your feedback, so please don't hesitate to contact me if you have any concerns whatsoever as I will endeavour to address them. And if you like what I've done, please let me know by leaving feedback at my online store :)

Lavinia

[lavinia@kinder-resources.com](mailto:lavinia@kinder-resources.com)

**ILLUSTRATIONS** Kari Bolt, Little Red, Dancing Crayon Designs, Whimsy Clips, Hidesy's Clipart, Ramona Majdis, Zip-a-Dee-doo-dah-Designs, Bunny on a Cloud

[www.teacherspayteachers.com/Store/Kari-Bolt](http://www.teacherspayteachers.com/Store/Kari-Bolt)

[www.teacherspayteachers.com/Store/Littlered](http://www.teacherspayteachers.com/Store/Littlered)

[www.dancingcrayon.com](http://www.dancingcrayon.com) [www.teacherspayteachers.com/Store/Whimsy-Clips](http://www.teacherspayteachers.com/Store/Whimsy-Clips) [www.teacherspayteachers.com/Store/Hidesys-Clipart](http://www.teacherspayteachers.com/Store/Hidesys-Clipart)

[www.teacherspayteachers.com/Store/Ramona-Majdis](http://www.teacherspayteachers.com/Store/Ramona-Majdis)

[www.teacherspayteachers.com/Store/Zip-a-dee-doo-dah-Designs](http://www.teacherspayteachers.com/Store/Zip-a-dee-doo-dah-Designs)

[www.teacherspayteachers.com/Store/Bunny-On-A-Cloud](http://www.teacherspayteachers.com/Store/Bunny-On-A-Cloud)

**FONTS** [www.schoolfonts.com.au](http://www.schoolfonts.com.au) [www.teacherspayteachers.com/Store/Kimberly-Geswein-Fonts](http://www.teacherspayteachers.com/Store/Kimberly-Geswein-Fonts)  
[www.teacherspayteachers.com/Store/Ramonam-Graphics](http://www.teacherspayteachers.com/Store/Ramonam-Graphics)

**PRINTING TIP** This resource has been designed for printing on A4-sized paper. If you are printing on a different size, select "shrink to printable area" or "print to fit page" (or a similar option) in order for the contents of this unit to print correctly.

Copyright © 2012 by Lavinia Pop - All rights reserved by author.

Purchase of this item entitles the purchaser the right to reproduce the pages for personal and classroom use. Duplication for other classes, an entire school or commercial purposes is strictly prohibited without written permission from the author. Minor editing is permitted only for personal use, however the document remains under copyright even when edited. Posting this item in whole or in part on the Internet in any form is strictly prohibited and is a violation of the Digital Millennium Copyright Act (DMCA).

Please be fair and don't share! If you are not the original purchaser of this file, please visit my store to purchase a copy. [Kinder-Resources.com](http://Kinder-Resources.com)

let's connect!



[Kinder-Resources.com/blog](http://Kinder-Resources.com/blog)



[facebook.com/inmyworldlavinipop](https://facebook.com/inmyworldlavinipop)



[instagram.com/inmyworld\\_lavinipop](https://instagram.com/inmyworld_lavinipop)



[pinterest.com/lavinipop](https://pinterest.com/lavinipop)

# Introduction

## **About this book:**

This book contains 40 Pre-Primer sight word fluency sentence reading pages. They make ideal homework reading practice pages for children in Kindergarten (Prep) and Grade 1.

Repeated reading of a new sight word is important in order to memorize the word and to developing reading fluency; therefore, children are encouraged to read each page 5 times, coloring an insect each time they do so.

## **Directions for use:**

The pre-primer sight word reading pages in this packet are ordered so that each new page builds on the sight words and vocabulary learned in the previous pages. For this reason, it is recommended that you introduce the sight words in the order that they are presented in this book.

Each page includes 8 sight words sentences and a column of pictures and matching words for children to refer to if they need assistance reading non-sight words. Each time all 8 sentences have been read, children color an insect to reflect their efforts.

These pages may be stored in a homework reading folder or binder in individual plastic sleeves (pockets), and can be read over and over again to ensure sight words are not forgotten as new ones are being introduced.

Happy Teaching :)

# Words included:

1. a
2. and
3. I
4. see
5. can
6. me
7. the
8. you
9. is
10. it
11. like
12. my
13. at
14. down
15. go
16. up
17. come
18. here
19. in
20. said
21. big
22. play
23. run
24. to
25. find
26. for
27. look
28. we
29. are
30. make
31. need
32. where
33. funny
34. jump
35. not
36. that
37. away
38. help
39. went
40. with

The pre-primer reading pages in this packet are ordered so that each new page builds on the sight words learnt in previous pages. For this reason, it is recommended that you introduce the sight words in the order that they are presented in this book.


Name:

see



Color an insect each time you read all the sentences.

I see a bed.



bed


I see a bed and a tin.



tin

I see a tin.

I see a tin and a cup.



cup

I see a cup.

I see a cup and a mop.



mop

I see a mop.



I see a mop and a cap.



cap

Name:

like

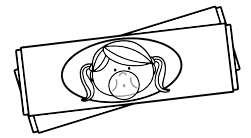


Color an insect each time you read all the sentences.

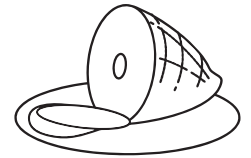
I like jam.



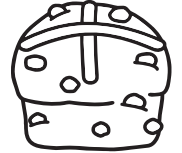
I like gum.



I like ham.




I like the bun.




I like the fig.



I like the nut.



I like the dip.





I like the plum.




Name:

**said**

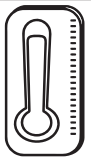


Color an insect each time you read all the sentences.

“It is sunny,” I said.




“It is hot,” I said.



“It is cloudy,” I said.



“It is windy,” I said.




“It is rainy,” I said.



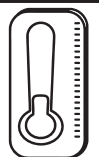
“It is stormy,” I said.



“It is snowy,” I said.






“It is cold,” I said.




Name:

**that**



Color an insect each time you read all the sentences.

Can you see that spider?



spider

It is in that jar!



jar

That spider can jump!


Look at that spider jump!



web

That spider can make a web.

That fly can go in the web.



fly

Fly, do not go in that web!



lid

I need to put a lid on that jar.