



Sentence SCRAMBLE


School Colors


School Colors

Name _____

 Cut and paste the word cards in correct order.





 Write the sentence.


 a yellow see bus. I


School Colors


Name _____

 Cut and paste the word cards in correct order.



I see a yellow bus.



 Write the sentence.

 a yellow see bus. I

 I

 see

 a

 
yellow

 
bus.

Thank you for downloading this product; I hope you will enjoy using it and that it will be a valuable resource for you! I value your feedback, so please don't hesitate to contact me if you have any concerns whatsoever as I will endeavour to address them. And if you like what I've done, please let me know by leaving feedback at my online store :)

Lavinia

lavinia@inmyworld.com.au

FONTS

www.schoolfonts.com.au

www.teacherspayteachers.com/Store/Kimberly-Geswein-Fonts

let's connect!



In My World

www.inmyworld.com.au



www.facebook.com/inmyworldlavinia



www.instagram.com/inmyworld_lavinia



www.pinterest.com/lavinia

ILLUSTRATIONS

Kari Bolt, Little Red, Dancing Crayon Designs, Whimsy Clips, Ramona Majdis, Zip-a-dee-doo-dah-Designs, PartyHead Graphics

www.teacherspayteachers.com/Store/Kari-Bolt

www.teacherspayteachers.com/Store/Littlered

www.dancingcrayon.com

www.teacherspayteachers.com/Store/Whimsy-Clips

www.teacherspayteachers.com/Store/Ramona-Majdis

www.teacherspayteachers.com/Store/Zip-a-dee-doo-dah-Designs

www.teacherspayteachers.com/Store/Partyhead-Graphics

This packet contains Images used under license from Shutterstock.com: pages 4-29

PRINTING TIP This resource has been designed for printing on A4-sized paper. If you are printing on a different size, select "shrink to printable area" or "print to fit page" (or a similar option) in order for the contents of this unit to print correctly.

Copyright © 2013-2023 by Lavinia Pop - All rights reserved by author.

Purchase of this item entitles the purchaser the right to reproduce the pages for personal and classroom use. Duplication for other classes, an entire school or commercial purposes is strictly prohibited without written permission from the author. Minor editing is permitted only for personal use, however the document remains under copyright even when edited. Posting this item in whole or in part on the Internet in any form is strictly prohibited and is a violation of the Digital Millennium Copyright Act (DMCA).

Please be fair and don't share! If you are not the original purchaser of this file, please visit my store to purchase a copy. www.kinder-resources.com

Introduction

About this book

This book contains a Back to School colors themed sentence building pocket chart center and follow up worksheets intended for use with children in Kindergarten (Prep) and Grade 1.

Directions for use

There are a couple of ways in which the contents of this unit can be used to target the different learning levels of students:

1. Sentence Scramble Pocket Chart Center: Print the word/picture cards (p. 5-10) and laminate them for durability. Cut along the dotted lines to separate the cards. Each card is numbered to show the ones that belong together in a sentence. The aim is for children to arrange the cards in correct order to build a sentence, and then complete the corresponding cut and paste worksheet from the first set of pages (p. 11-23).

2. Cut and Paste Word Work: This activity (p. 24-36) is an easier alternative for children who cannot yet build sentences independently; they use the sentence on each page as a guide to order the words correctly. Using the word/picture cards for this activity is optional; activity prep is as outlined above.

The worksheets in this book can be used while working with the entire class, in small groups, or individually. They can also be assigned as homework for additional practice to reinforce sight words and vocabulary learnt in the classroom.

Happy Teaching :)

Sentences included

1. I see a yellow bus.
2. I have a purple crayon.
3. Her eraser is pink.
4. Where is the orange paint?
5. The paper is white.
6. We have a gray stapler.
7. Is your ruler brown?
8. I see a red sharpener.
9. He has a blue backpack.
10. I like the green book.
11. Is the pencil black?
12. The globe is blue and green.

1

I

1

see

1

a

1



yellow

1



bus.

2

I

2

have

2

a

2



purple

2



crayon.

3

Her

3



eraser


School Colors

Name

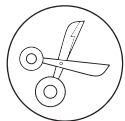


Cut and paste the word cards in correct order.

| | | | | |
|--|--|--|--|--|
| | | | | |
|--|--|--|--|--|



Write the sentence.




a

yellow

see

bus.

I




School Colors

Name




Cut and paste the word cards in correct order.

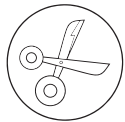


2

| | | | | |
|--|--|--|--|--|
| | | | | |
|--|--|--|--|--|



Write the sentence.




crayon. **a** **purple** **have** **I**

School Colors

Name




Cut and paste the word cards in correct order.

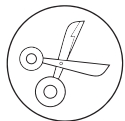


I see a yellow bus.

| | | | | |
|--|--|--|--|--|
| | | | | |
|--|--|--|--|--|



Write the sentence.



a

yellow

see

bus.

I


School Colors

Name

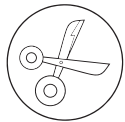


Cut and paste the word cards in correct order.

| | | | | |
|--|--|--|--|--|
| | | | | |
|--|--|--|--|--|



Write the sentence.




crayon.

a

purple

have

I



I have a purple crayon.

2