

Word Families

Word Building Mats

d o g



Word Families by Lavinia Pop © 2012

Word Building Mat **ap**

Word Families by Lavinia Pop © 2012

Word Building Mat **ap**

c	g	m	n	s	t
a	a	a	a	a	a
p	p	p	p	p	p

Thank you for downloading this product; I hope you will enjoy using it and that it will be a valuable resource for you! I value your feedback, so please don't hesitate to contact me if you have any concerns whatsoever as I will endeavour to address them. And if you like what I've done, please let me know by leaving feedback at my online store :)

Lavinia

lavinia@kinder-resources.com

ILLUSTRATIONS Kari Bolt, Little Red, Dancing Crayon Designs, Whimsy Clips, Hidesy's Clipart, Ramona Majdis, Zip-a-Dee-doo-dah-Designs, Bunny on a Cloud

www.teacherspayteachers.com/Store/Kari-Bolt

www.teacherspayteachers.com/Store/Littlered

www.dancingcrayon.com www.teacherspayteachers.com/Store/Whimsy-Clips www.teacherspayteachers.com/Store/Hidesys-Clipart

www.teacherspayteachers.com/Store/Ramona-Majdis

www.teacherspayteachers.com/Store/Zip-a-dee-doo-dah-Designs

www.teacherspayteachers.com/Store/Bunny-On-A-Cloud

FONTS www.schoolfonts.com.au www.teacherspayteachers.com/Store/Kimberly-Geswein-Fonts
www.teacherspayteachers.com/Store/Ramonam-Graphics

PRINTING TIP This resource has been designed for printing on A4-sized paper. If you are printing on a different size, select "shrink to printable area" or "print to fit page" (or a similar option) in order for the contents of this unit to print correctly.

Copyright © 2012 by Lavinia Pop - All rights reserved by author.

Purchase of this item entitles the purchaser the right to reproduce the pages for personal and classroom use. Duplication for other classes, an entire school or commercial purposes is strictly prohibited without written permission from the author. Minor editing is permitted only for personal use, however the document remains under copyright even when edited. Posting this item in whole or in part on the Internet in any form is strictly prohibited and is a violation of the Digital Millennium Copyright Act (DMCA).

Please be fair and don't share! If you are not the original purchaser of this file, please visit my store to purchase a copy. Kinder-Resources.com

let's connect!



Kinder-Resources.com/blog



facebook.com/inmyworldlavinipop



instagram.com/inmyworld_lavinipop



pinterest.com/lavinipop

Introduction

About this book

This book contains 24 word family word building mats, each displaying 6 words. To help differentiate instruction, 2 versions of each math have been included: one with letters for each picture and one without.

Directions for use

To prepare the word building mats for use, print the version you wish to use (or print both), and laminate for durability. They can be used in a word work center with Scrabble letter tiles, small magnets or other small letters. Alternatively, if you choose to use the letter tiles included in this packet, prepare them for use by laminating and cutting them apart. Another option is to use the mats in a write and wipe center where children write each word with an erasable marker.

Children use the provided letters to build each word on the page. Once the activity is completed, they can complete the recording page included.

Happy Teaching :)

Word Families included

ab

ad

ag

am

an

ap

at

ed

en

et

id

ig

in

ip

it

ob

og

op

ot

ub

ug


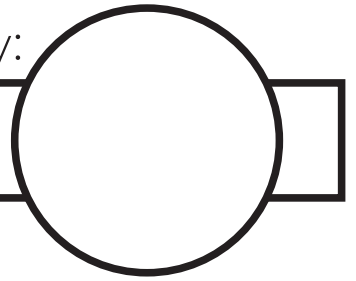
um

un




ut

Name:

Word Family:



Write 2 words that you built on the lines.
Draw a picture for each word.



Write a sentence using one of the words you built.

Word Building Mat


ap



c

a

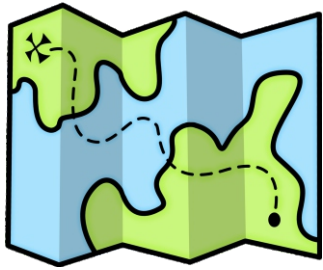
p



g

a

p



m

a

p



n

a

p



s

a

p




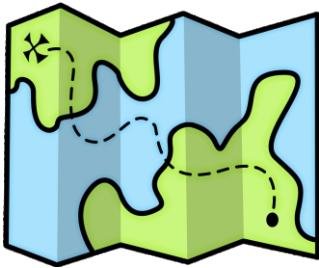
t

a

p

Word Building Mat

ap



Word Family Building Mat Letter Tiles

Print, cut out and laminate for durability. If you would like your students to use Scrabble or small magnetic letter tiles or write the letters themselves, you do not need to print this page.

