

# SIGHT WORDS

# Pre-Primer Word Find



Name: \_\_\_\_\_

funny my in where for  
and to that look up  
and not is at find make a and  
play run you help and make a and  
big and away  
and are see the and with  
and I like and need go jump  
went me down here  
and come and

**and**

14  
words found

Sight Words Word Find by Lavinia Pop © 2012

**Thank you** for downloading this product; I hope you will enjoy using it and that it will be a valuable resource for you! I value your feedback, so please don't hesitate to contact me if you have any concerns whatsoever as I will endeavour to address them. And if you like what I've done, please let me know by leaving feedback at my online store :)

Lavinia

[lavinia@kinder-resources.com](mailto:lavinia@kinder-resources.com)

**FONTS**  [schoolfonts.com.au](http://schoolfonts.com.au)  
[teacherspayteachers.com/Store/Kimberly-Geswein-Fonts](http://teacherspayteachers.com/Store/Kimberly-Geswein-Fonts)  
[teacherspayteachers.com/Store/Ramonam-Graphics](http://teacherspayteachers.com/Store/Ramonam-Graphics)



[Kinder-Resources.com/blog](http://Kinder-Resources.com/blog)



[facebook.com/inmyworldlavinipop](https://facebook.com/inmyworldlavinipop)



[instagram.com/inmyworld\\_lavinipop](https://instagram.com/inmyworld_lavinipop)



[pinterest.com/lavinipop](https://pinterest.com/lavinipop)

let's connect!

**ILLUSTRATIONS**  Kari Bolt, Little Red, Dancing Crayon Designs, Whimsy Clips, Hidesy's Clipart, Ramona Majdis, Zip-a-Dee-doo-dah-Designs, Bunny on a Cloud

[teacherspayteachers.com/Store/Kari-Bolt](http://teacherspayteachers.com/Store/Kari-Bolt)

[teacherspayteachers.com/Store/Littlered](http://teacherspayteachers.com/Store/Littlered)

[dancingcrayon.com](http://dancingcrayon.com)

[teacherspayteachers.com/Store/Whimsy-Clips](http://teacherspayteachers.com/Store/Whimsy-Clips)

[teacherspayteachers.com/Store/Hidesys-Clipart](http://teacherspayteachers.com/Store/Hidesys-Clipart)

[teacherspayteachers.com/Store/Ramona-Majdis](http://teacherspayteachers.com/Store/Ramona-Majdis)

[teacherspayteachers.com/Store/Zip-a-dee-doo-dah-Designs](http://teacherspayteachers.com/Store/Zip-a-dee-doo-dah-Designs)

[teacherspayteachers.com/Store/Bunny-On-A-Cloud](http://teacherspayteachers.com/Store/Bunny-On-A-Cloud)

**PRINTING TIP**  This resource has been designed for printing on A4-sized paper. If you are printing on a different size, select "shrink to printable area" or "print to fit page" (or a similar option) in order for the contents of this unit to print correctly.

Copyright © 2012 by Lavinia Pop - All rights reserved by author.

Purchase of this item entitles the purchaser the right to reproduce the pages for personal and classroom use. Duplication for other classes, an entire school or commercial purposes is strictly prohibited without written permission from the author. Minor editing is permitted only for personal use, however the document remains under copyright even when edited. Posting this item in whole or in part on the Internet in any form is strictly prohibited and is a violation of the Digital Millennium Copyright Act (DMCA).

Please be fair and don't share! If you are not the original purchaser of this file, please visit my store to purchase a copy. [Kinder-Resources.com](http://Kinder-Resources.com)

# Introduction

## **About this book**

This book contains 40 pre-primer sight words word find pages intended for use with children in Preschool, Kindergarten (Prep) and Grade 1.

## **Directions for use**

Children beginning to read struggle with the common word find worksheet. In fact, a grid as small as 4X4 with only 4 words to find can often prove to be a challenge for these little learners. For that reason, I have made this set of word find worksheets where they really do look for the word - the whole word - while still concentrating on letter sequence!

Each worksheet focuses on one sight word at a time. The focus sight word is written in large text in the middle of the page and children search for it among the other sight words within the unit. This way, children not only learn the focus word, but they also familiarize themselves with the other sight words from the pre-primer word list. Once children have found all the words, they write the number of times the word was found in the circle located at the bottom right-hand of the page.


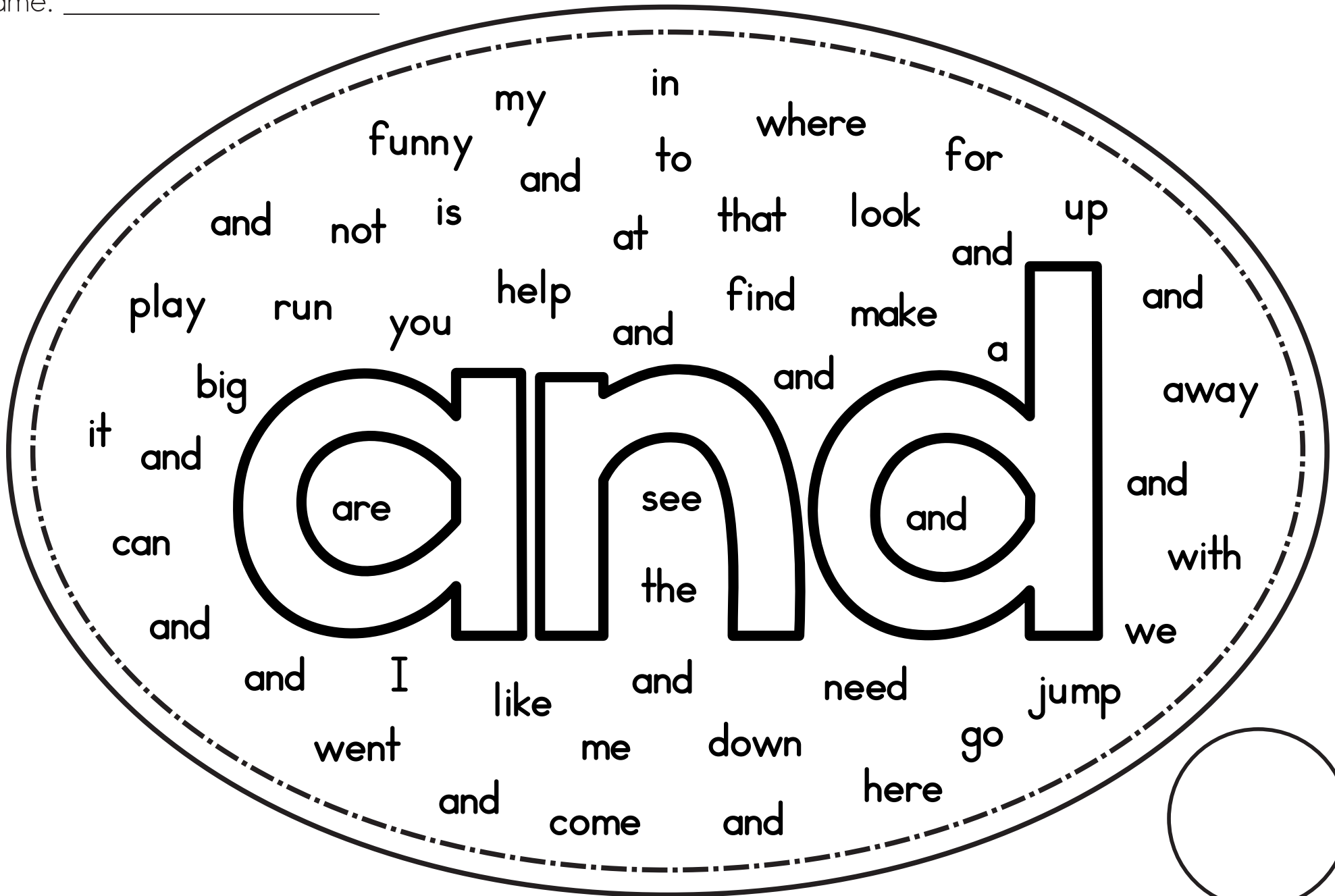
I have not included instructions on the page so that you can focus on developing any other skills you wish. If children require additional practice writing the sight word, you may like to ask them to rainbow trace the word in the middle. Otherwise, they can color it. You might also have them draw certain shapes around each word, instead of simply circling them. Or you might ask them to color the words using a specific color. Or, you might use dot-paints (bingo daubers) - which is always lots of fun - to identify the word they are searching for. It's really up to you!

Happy Teaching :)

# Pre-Primer sight words included in this unit:


1. a
2. and
3. are
4. at
5. away
6. big
7. can
8. come
9. down
10. find
11. for
12. funny
13. go
14. help
15. here
16. I
17. in
18. is
19. it
20. jump
21. like
22. look
23. make
24. me
25. my
26. need
27. not
28. play
29. run
30. said
31. see
32. that
33. the
34. to
35. up
36. we
37. went
38. with
39. where
40. you

Name: \_\_\_\_\_




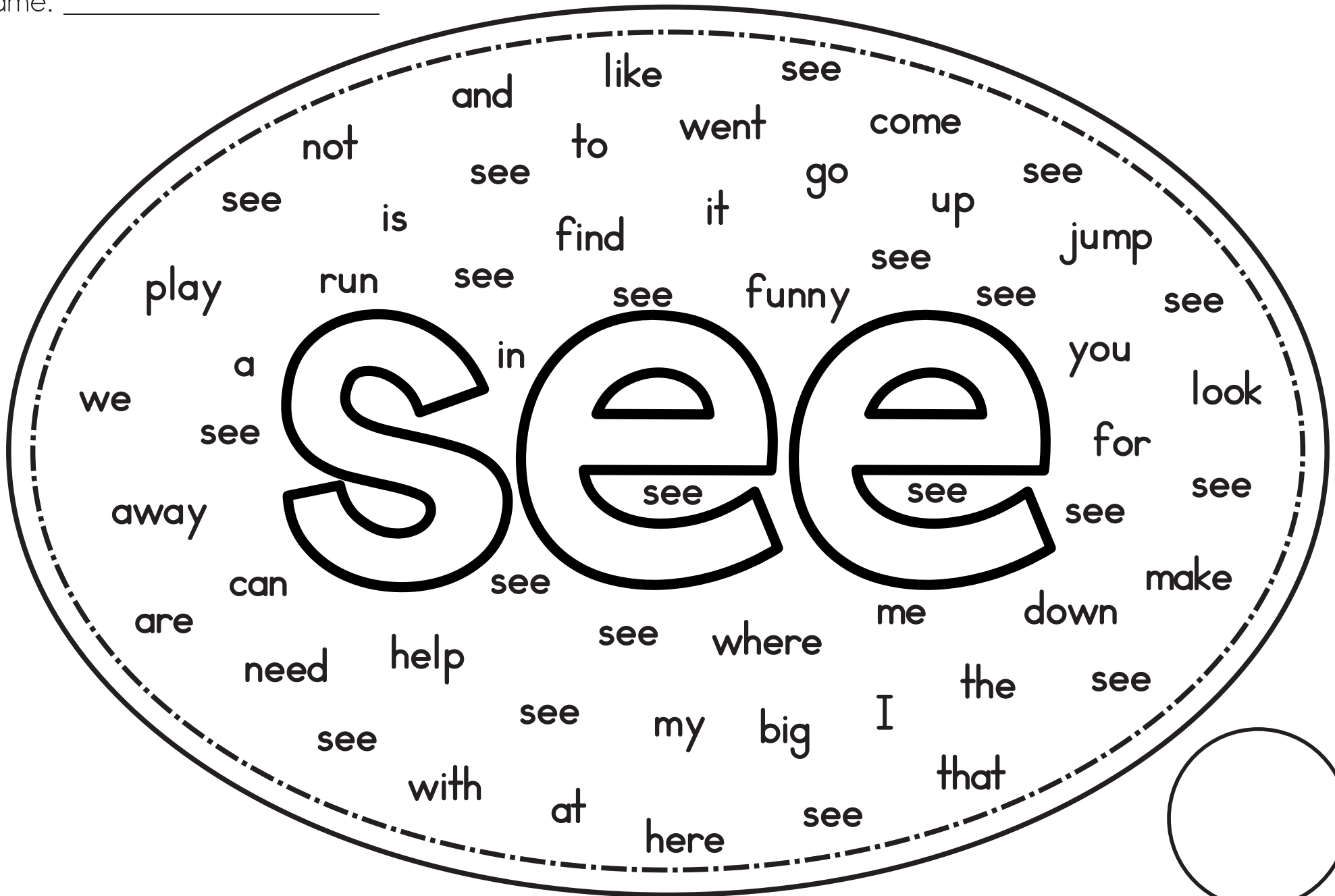
**words found**

Name: \_\_\_\_\_



words found

Name: \_\_\_\_\_



words found