


WRITING JOURNAL

August



Name: _____ Date: _____

Draw a picture of what you would like to have inside your lunch box. Label them.



Name: _____ Date: _____

Would you rather read books or watch movies all day?
Color to show your answer and then finish the sentence.

 **OR** 

read books watch movies

I would rather _____
all day because _____

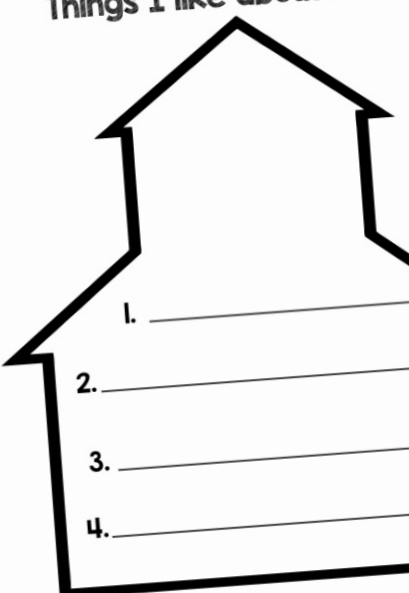
Name: _____ Date: _____

 red	 orange
 yellow	 green
 blue	 pink

My favorite color _____

Name: _____ Date: _____


Things I like about school





1. _____
2. _____
3. _____
4. _____


Name: _____ Date: _____



HOW TO Pack a Lunch


First, _____ 

Next, _____ 



Then, _____ 

Last, _____ 

 **My August Journal** 



Name: _____

Lavinia Pop © 2017  

Thank you for downloading this product; I hope you will enjoy using it and that it will be a valuable resource for you! I value your feedback, so please don't hesitate to contact me if you have any concerns whatsoever as I will endeavour to address them. And if you like what I've done, please let me know by leaving feedback at my online store :)

Lavinia

lavinia@inmyworld.com.au

ILLUSTRATIONS Kari Bolt, Little Red, Dancing Crayon Designs, Whimsy Clips, PartyHead Graphics, Ramona Majdis, Zip-a-Dee-doo-dah-Designs, Bunny on a Cloud, Krista Wallden - Creative Clips, Creating4 the Classroom, Rainbow Sprinkle Studio - Sasha Mitten, First Class Clipart

www.teacherspayteachers.com/Store/Kari-Bolt www.teacherspayteachers.com/Store/Littered

www.dancingcrayon.com www.teacherspayteachers.com/Store/Whimsy-Clips www.teacherspayteachers.com/Store/Partyhead-Graphics

www.teacherspayteachers.com/Store/Ramona-Majdis www.teacherspayteachers.com/Store/Zip-a-dee-doo-dah-Designs

www.teacherspayteachers.com/Store/Bunny-On-A-Cloud www.teacherspayteachers.com/Store/Krista-Wallden-Creative-Clips

www.teacherspayteachers.com/Store/Creating4-The-Classroom www.teacherspayteachers.com/Store/Rainbow-Sprinkle-Studio-Sasha-Mitten

www.teacherspayteachers.com/Store/First-Class-Clipart

This packet contains Images used under license from Shutterstock.com

FONTS www.schoolfonts.com.au www.teacherspayteachers.com/Store/Kimberly-Geswein-Fonts
www.teacherspayteachers.com/Store/Ramonam-Graphics

PRINTING TIP This resource has been designed for printing on A4-sized paper. If you are printing on a different size, select "shrink to printable area" or "print to fit page" (or a similar option) in order for the contents of this unit to print correctly.

Copyright © 2017-2023 by Lavinia Pop - All rights reserved by author.

Purchase of this item entitles the purchaser the right to reproduce the pages for personal and classroom use. Duplication for other classes, an entire school or commercial purposes is strictly prohibited without written permission from the author. Minor editing is permitted only for personal use, however the document remains under copyright even when edited. Posting this item in whole or in part on the Internet in any form is strictly prohibited and is a violation of the Digital Millennium Copyright Act (DMCA).

Please be fair and don't share! If you are not the original purchaser of this file, please visit my store to purchase a copy. www.kinder-resources.com

Let's connect!



www.inmyworld.com.au



www.facebook.com/inmyworldlavinipop



www.instagram.com/inmyworld_lavinipop



www.pinterest.com/lavinipop

Introduction & Contents

About this book

This book contains a collection of journal prompts for the month of August. The simple prompts are ideal for beginning and struggling writers in Kindergarten, Grade 1 and Grade 2.

Cover page (page 5)

Draw and label (pages 6-8)

- person template
- things you will need for school
- what you would like to have inside your lunch box

List writing (pages 9-11)

- My favorite things
- Toppings to the best pizza
- Things I like about school

How to / procedural writing (pages 12-17)

- How to Make Jelly Toast (with and without pictures)
- How to go Start the School Day (with and without pictures)
- How To Pack a Lunch (with and without pictures)

Writing prompts with pictures (pages 18-27)

- My favorite color
- My favorite food
- My favorite fruit
- My favorite animal
- For breakfast
- I like to
- I am good at
- The weather today
- At school I will need
- Going back to school makes me feel

Opinion writing with pictured choices (pages 28-30)

- I would rather (read books or watch movies) all day because...
- I would rather drink (milk or juice) because...
- I would rather travel to school (in a hot air balloon or bay airplane) because...

Opinion writing II (pages 30-33)

- I am a nice person because...
- When I am alone, I like to... because
- The thing I like most about my new teacher is... because

Narrative writing (pages 32-37)

- Describing my family (sentence writing)
- Write a sentence to match the picture (girl feeding birds at the park)
- Write a story to match the picture (boy flying with a bunch of balloons)
- Write a story to match the picture (family at the airport during summer)

Narrative writing II (pages 38-42)

- Something that makes me smile
- I am sad when
- If I had a magic school chair
- If I found a treasure map hidden in my classroom
- If I could be any book character

Acrostic poem (page 43)

- August

Simile poem (page 44)

- First day of School

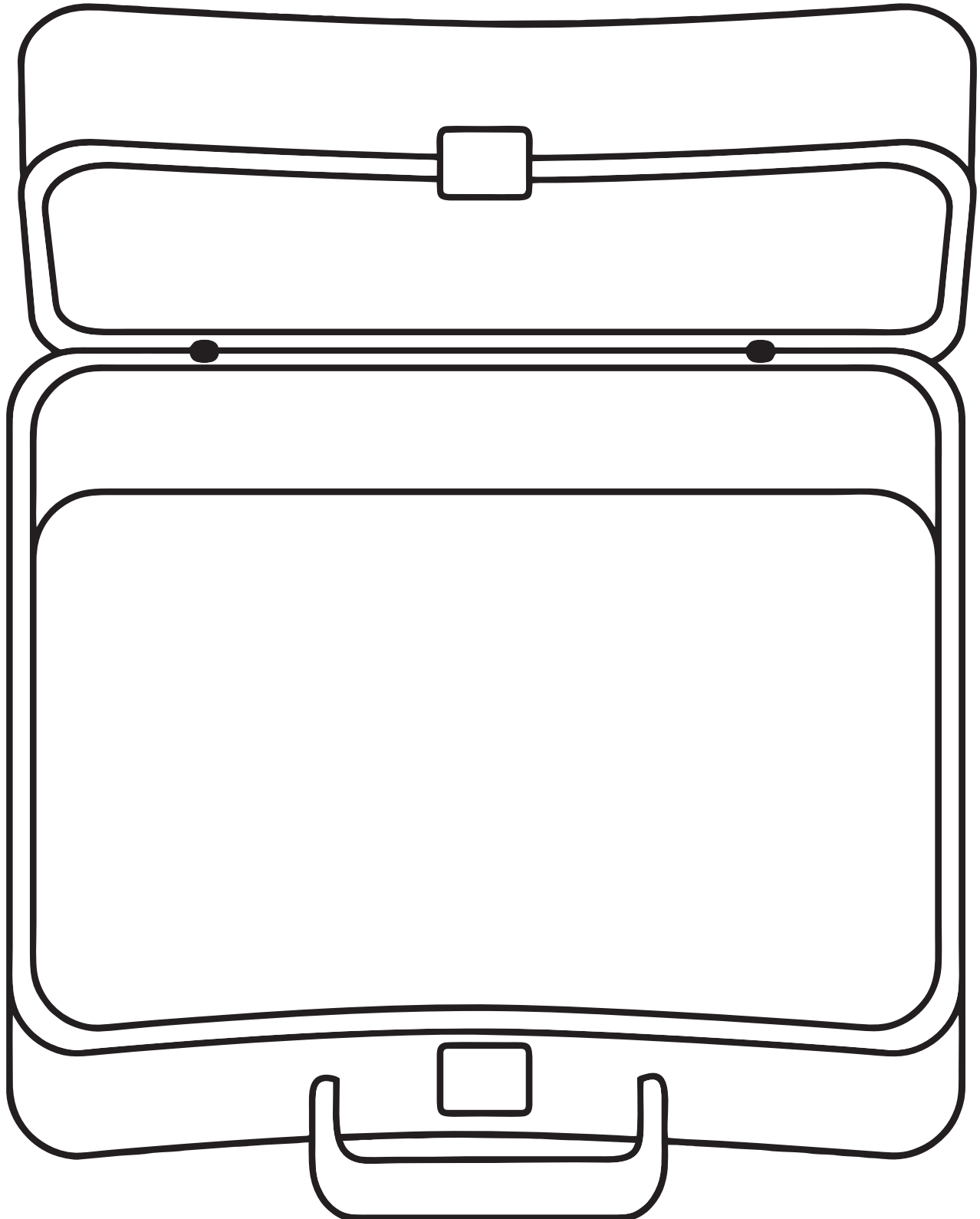
Letter writing to your teacher telling him or her something about yourself (page 45)

Additional page with handwriting lines (pages 46)

Name:

Date:

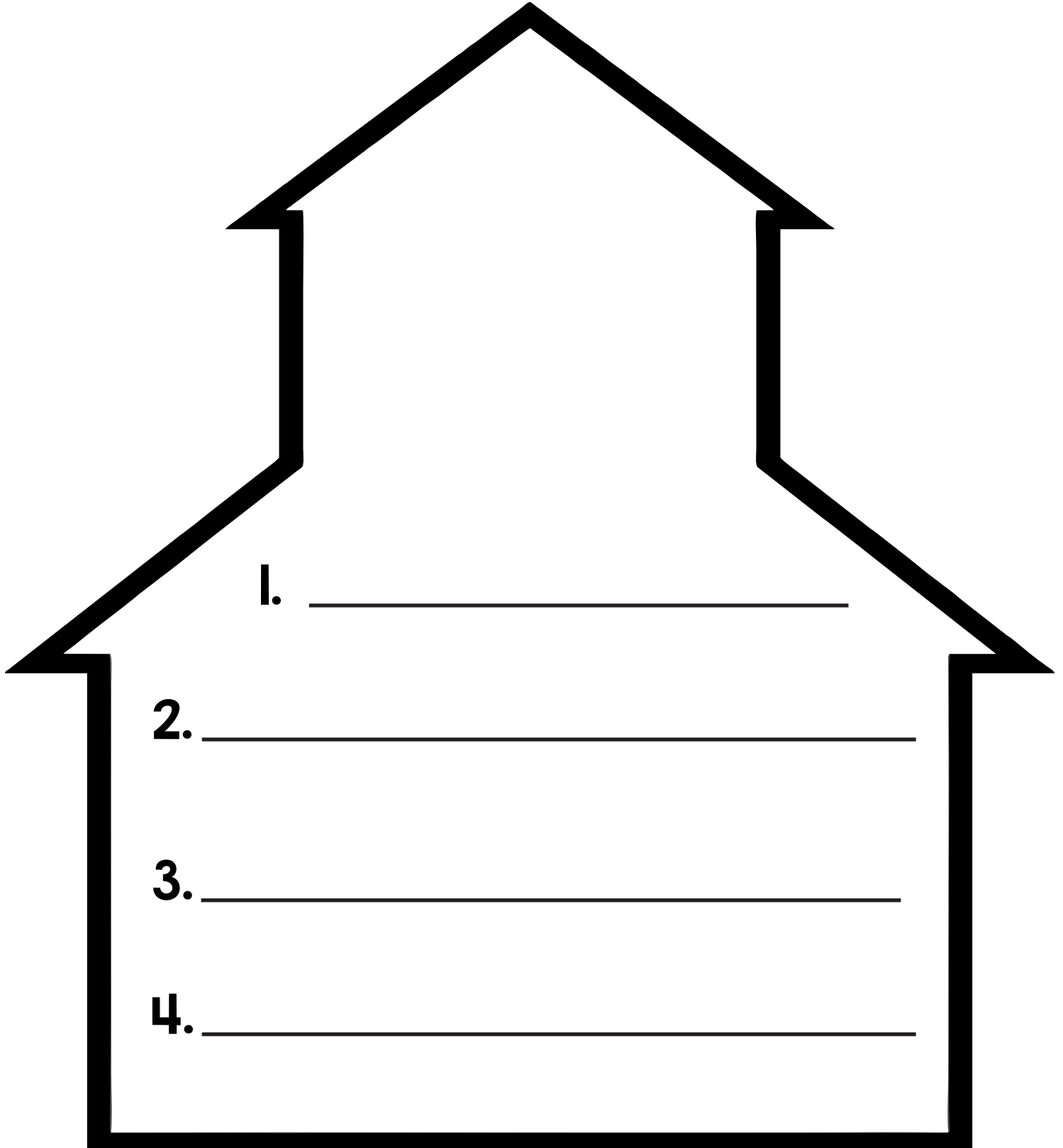
Draw a picture of what you would like to have inside your lunch box. Add labels.



Name:

Date:

Things I like about school



1. _____

2. _____

3. _____


4. _____

Name:


Date:

HOW TO Pack a Lunch

First,




Next,



Then,



Last,



Name:

Date:

HOW TO Pack a Lunch

First,

Handwriting practice lines for the word "First," including a dashed line for tracing and two solid lines for independent writing.

Next,

Handwriting practice lines for the word "Next," including a dashed line for tracing and two solid lines for independent writing.

Then,







Handwriting practice lines for the word "Then," including a dashed line for tracing and two solid lines for independent writing.

Last,

Handwriting practice lines for the word "Last," including a dashed line for tracing and two solid lines for independent writing.

Name:

Date:

strawberry 	orange 
grapes 	watermelon 
banana 	apple 

My favorite fruit

Blank handwriting practice lines consisting of solid top and bottom lines with a dashed middle line.

Name:

Date:


What would you rather drink?

Color to show your answer and then finish the sentence.



milk

O R




juice

I would rather drink

because

Name:

Date:



Something that makes


me smile

Blank handwriting practice lines consisting of a solid top line, a dashed middle line, and a solid bottom line.

Name:

Date:

FIRST DAY OF SCHOOL



Feels like

Sounds like

Smells like

Tastes like

Name:


Date:

Write a letter to your new teacher telling him or her something about yourself.

DATE

GREETING

BODY



CLOSING

SIGNATURE
