

MORNING TUBS

SET THREE



Kinder-Resources.com



Kinder-Resources.com



Kinder-Resources.com



Kinder-Resources.com




Kinder-Resources.com



Kinder-Resources.com



Kinder-Resources.com



Kinder-Resources.com



Kinder-Resources.com

Thank you for downloading this product; I hope you will enjoy using it and that it will be a valuable resource for you! I value your feedback, so please don't hesitate to contact me if you have any concerns whatsoever as I will endeavour to address them. And if you like what I've done, please let me know by leaving feedback at my online store :)

Lavinia

lavinia@kinder-resources.com

ILLUSTRATIONS Kari Bolt, Little Red, Dancing Crayon Designs, Whimsy Clips, Hidesy's Clipart, Ramona Majdis, Zip-a-Dee-doo-dah-Designs, Bunny on a Cloud

www.teacherspayteachers.com/Store/Kari-Bolt www.teacherspayteachers.com/Store/Littlered

www.dancingcrayon.com www.teacherspayteachers.com/Store/Whimsy-Clips www.teacherspayteachers.com/Store/Hidesys-Clipart

www.teacherspayteachers.com/Store/Ramona-Majdis www.teacherspayteachers.com/Store/Zip-a-dee-doo-dah-Designs

www.teacherspayteachers.com/Store/Bunny-On-A-Cloud

FONTS www.schoolfonts.com.au www.teacherspayteachers.com/Store/Kimberly-Geswein-Fonts
www.teacherspayteachers.com/Store/Ramonam-Graphics

PRINTING TIP This resource has been designed for printing on A4-sized paper. If you are printing on a different size, select "shrink to printable area" or "print to fit page" (or a similar option) in order for the contents of this unit to print correctly.

Copyright © 2021 by Lavinia Pop - All rights reserved by author.

Purchase of this item entitles the purchaser the right to reproduce the pages for personal and classroom use. Duplication for other classes, an entire school or commercial purposes is strictly prohibited without written permission from the author. Minor editing is permitted only for personal use, however the document remains under copyright even when edited. Posting this item in whole or in part on the Internet in any form is strictly prohibited and is a violation of the Digital Millennium Copyright Act (DMCA).

Please be fair and don't share! If you are not the original purchaser of this file, please visit my store to purchase a copy. Kinder-Resources.com

let's connect!



Kinder-Resources.com/blog



facebook.com/inmyworldlavinipop



instagram.com/inmyworld_lavinipop



pinterest.com/lavinipop

Introduction

About this book

This book contains 22 activities ideal for use in morning tubs with children in Kindergarten (Prep/Foundation).

To prepare the contents of this packet for use, laminate each printed page for durability and re-use and then cut along the dotted lines. The cards in this packet have been designed to be stored as sets on key rings and for that reason, each card has a hole-punching mark.

I have included photos in this packet showing how the activities in this packet can be used. You may print and store them with the matching activity as a visual instruction card.

Upper Case Letter Tracing

Materials needed: erasable markers, write and wipe pocket (optional)

Children will flip through the cards and find the matching letter on the write and wipe card. They will then trace the letter.

Lower Case Letter Tracing

Materials needed: erasable markers, write and wipe pocket (optional)

Children will flip through the cards and find the matching letter on the write and wipe card. They will then trace the letter.

Missing Upper Case Letters

Children will identify the missing letter and place it in the empty box.

Missing Lower Case Letters

Children will identify the missing letter and place it in the empty box.

What is the Beginning Sound?

Children will identify the common beginning sound and place the correct letter in the empty box.

CVC Word Puzzles

Children will put the puzzle strips together to make CVC words.

Rhyming Words

Materials needed: household pegs

Children will identify which two words rhyme with the first by clipping a peg on their answers.

Sight Words: Scrambled letters

Materials needed: household pegs

Children will identify which set of two contain the letters needed to spell the focus sight word.

Prepositions: hamster and fox

Materials needed: household pegs

Children will identify the position of the animals and clip a peg on the correct position.

Visual Discrimination Cards: Which set matches the picture?

Materials needed: household pegs

Children will the set of colored circles that match the tower.

Visual Discrimination Cards: Which set matches the picture?

Materials needed: erasable board, erasable markers

Children will draw the pattern with the missing element on the erasable board.

Select the Correct Set of Directions

Materials needed: household pegs

Children will select the set of directions that shows the correct path for the car to get to the flag.

Coat and Button Colours

Materials needed: differently colored buttons

Children will sort the buttons to the matching coloured coat.

Button Patterns

Materials needed: colored buttons

Children will recreate the pattern on the card using the colored buttons.

Picture Symmetry

Materials needed: colored counting cubes or other small objects

Children will complete the other half of the picture by mirroring the first half.

Number Tracing

Materials needed: erasable markers, write and wipe pocket (optional)

Children will flip through the cards and find the matching number on the write and wipe card. They will then trace the number.

Missing Numbers

Children will identify the missing number and place it in the empty box.

What is the Number?

Children will identify the common number and place the correct number in the empty box.

Counting Gumballs

Materials needed: play dough or pom poms

Children will put in the gumball machine the different amounts shown on their card.

Gumball Addition

Materials needed: play dough or pom poms, household pegs

Children will put in the gumball the amount shown on their card. They will add the gumballs and clip a peg on the correct number.

Which set was used to make the picture? (shapes)

Materials needed: household pegs

Children will identify the set of shapes that was used to make the tower by clipping a peg on their answer.

Which is longer/shorter?

Materials needed: household pegs








Children will identify which of the two pictures is longer/shorter and clip a peg to show their answer.

Happy Teaching :)



Kinder-Resources.com









Arrange the cards in random order on metal ring.





Kinder-Resources.com

Arrange the cards in random order on metal ring.






Make this a self-checking activity by placing a sticker with the missing letter on the back of each card behind the empty box.


● What letter is missing?

Lavinia Pop © 2021






● What letter is missing?

Lavinia Pop © 2021




● What letter is missing?

Lavinia Pop © 2021



● What letter is missing?

Lavinia Pop © 2021



Instead of these letter tiles, you can also use magnetic letters, scrabble letter tiles or any other objects or materials with letters on them.

A

B

C

D

E

F

G

H

I

F

K

L

M

N

O

P

Q

R

S

T

U

V

W

X

Y

Z

A

B

C

D

E

F

G

H

I

J

K

L

M

N

O

P

Q

R

S

T

U

V

W

X

Y



Z



Make this a self-checking activity by placing a sticker with the missing letter on the back of each card behind the empty box.



● What letter is missing?

Lavinia Pop © 2021



● What letter is missing?

Lavinia Pop © 2021





● What letter is missing?

Lavinia Pop © 2021



● What letter is missing?

Lavinia Pop © 2021



Instead of these letter tiles, you can also use magnetic letters, scrabble letter tiles or any other objects or materials with letters on them.

a

b

c

d

e

f

g

h

i

j

k

l

m

n

o

p

q

r

s

t

u

v

w

x

y

z

a

b

c

d

e

f

g

h

i

j

k

l

m

n

o

p

q

r

s

t

u

v

w

x

y




z



Make this a self-checking activity by placing a sticker with the correct letter on the back of each card.

● What is the beginning sound?

Lavinia Pop © 2021



● What is the beginning sound?

Lavinia Pop © 2021



Instead of these letter tiles, you can also use magnetic letters, scrabble letter tiles or any other objects or materials with letters on them.

a

b

c

d

e

f

g

h

i

j

k

l

m

n

o

p

q

r

s

t

u

v

w

x

y

z

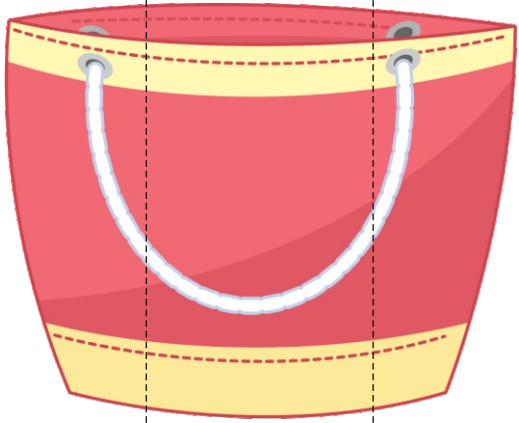


Kinder-Resources.com



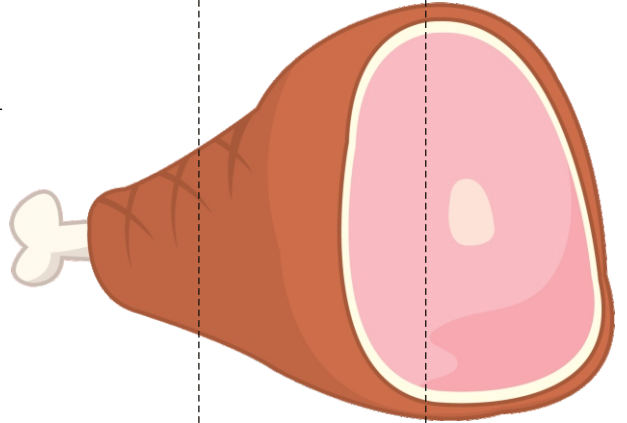
Kinder-Resources.com

Lavinia Pop © 2021



b a g

Lavinia Pop © 2021




h a m

Lavinia Pop © 2021



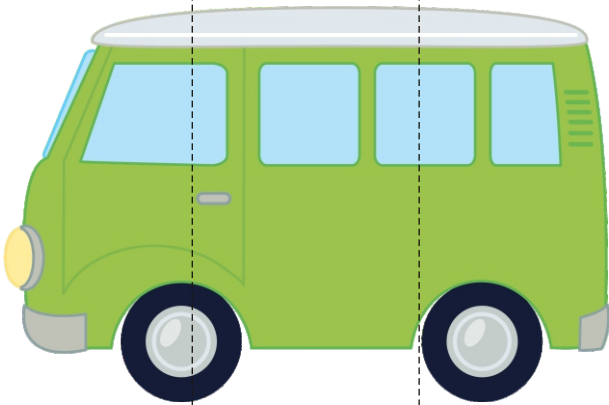
b a t

Lavinia Pop © 2021



c a t

Lavinia Pop © 2021




v a n

Lavinia Pop © 2021



m a p



Make this a self-checking activity by placing a sticker on the back of each card behind the correct answers.


● Clip the pictures that rhyme with the first.

Lavinia Pop © 2021



● Clip the pictures that rhyme with the first.

Lavinia Pop © 2021



To print the words on the back of the card, please use the “duplex” printing option (print on both sides).

flag

van

tag

bag

nap

ram

yam

ham



● Clip the set that contains the same letters as the word.

Lavinia Pop © 2021

a

a

e

● Clip the set that contains the same letters as the word.

Lavinia Pop © 2021

and

a

d

n

m

d

a

● Clip the set that contains the same letters as the word.

Lavinia Pop © 2021

are

r

e

o

e

a

r

● Clip the set that contains the same letters as the word.

Lavinia Pop © 2021

at

a

t

t




o

Where is the hamster?



on behind

Where is the fox?



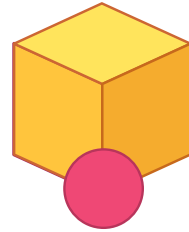
on in front



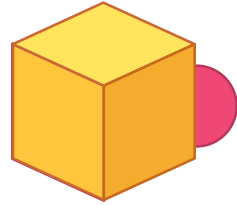
Make this a self-checking activity by placing a sticker on the back of each card behind the correct preposition.

● **Where is the hamster?**

Lavinia Pop © 2021



in front





behind





Make this a self-checking activity by placing a sticker on the back of each card on the correct pose.

● Which set matches the picture?

Lavinia Pop © 2021





To print the answer on the back of the card, please use the "duplex" printing option (print on both sides).

● What is missing?

Lavinia Pop © 2021



● What is missing?

Lavinia Pop © 2021



● What is missing?


Lavinia Pop © 2021



● What is missing?


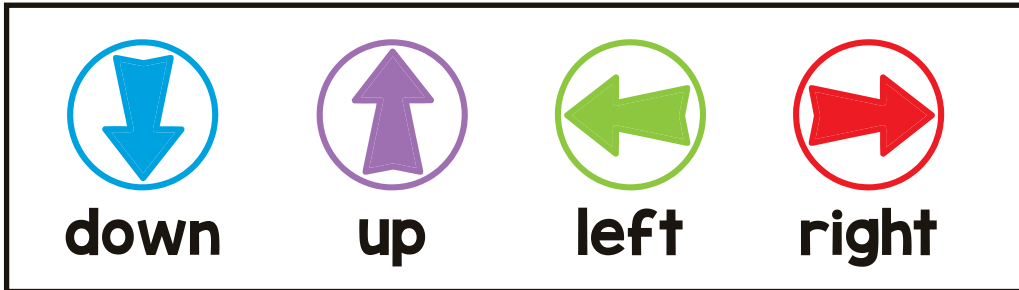
Lavinia Pop © 2021









Print these icons for use with the directions cards.
Please note: each directional arrow is placed **on the line** between two squares and not *in* each square.



Make this a self-checking activity by placing a sticker on the back of each card behind the correct set of directions.

● Select the correct set of directions

Lavinia Pop © 2021





Kinder-Resources.com

● Match buttons to the coat.

Lavinia Pop © 2021



● Match buttons to the coat.

Lavinia Pop © 2021





Kinder-Resources.com

Add buttons to the coat.

Lovinia Pop © 2021





● Make the pattern.

Lavinia Pop © 2021



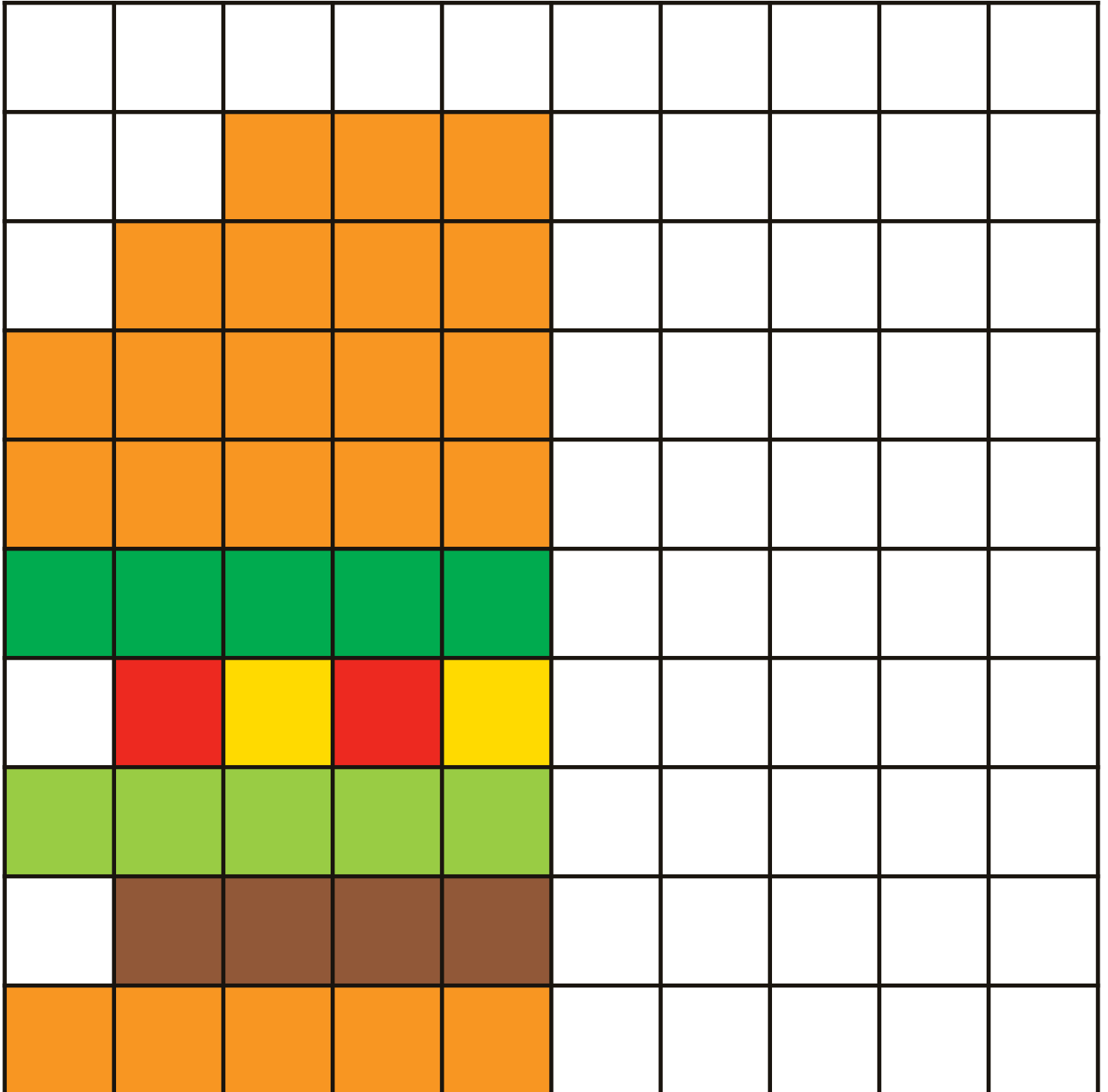
● Make the pattern.

Lavinia Pop © 2021





● Use cubes on the other half to finish the picture


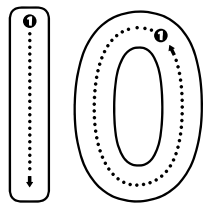
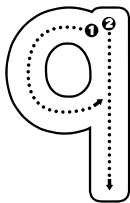



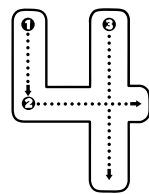




A worksheet is available on the next page that you can use instead of this write and wipe card.

● Trace each number as you find it.

Lavinia Pop © 2021



Lavinia Pop © 2021



1

Lavinia Pop © 2021




2

Lavinia Pop © 2021



3

Lavinia Pop © 2021



4

Lavinia Pop © 2021



5

Lavinia Pop © 2021



6

Lavinia Pop © 2021



7

Lavinia Pop © 2021






8



Make this a self-checking activity by placing a sticker with the missing number on the back of each card behind the empty box.


● What number is missing?

Lavinia Pop © 2021



● What number is missing?

Lavinia Pop © 2021



Instead of these number tiles, you can also use magnetic numbers or any other objects or materials with letters on them.

1

2

3

4

5

6

7

8

9

10

1

2

3

4

5


6

7

8

9



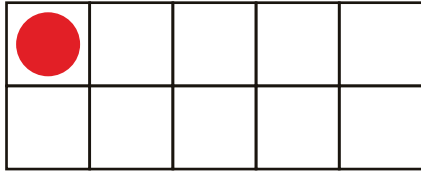
10



Make this a self-checking activity by placing a sticker with the correct number on the back of each card.



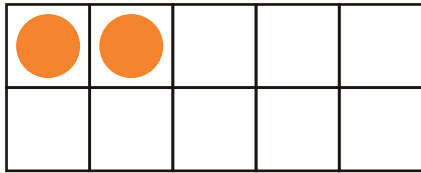
● What is the number?

Lavinia Pop © 2021



● What is the number?

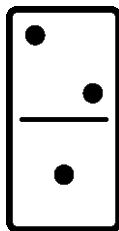

Lavinia Pop © 2021



Make this a self-checking activity by placing a sticker with the correct number on the back of each card.


● What is the number?

Lavinia Pop © 2021



● What is the number?

Lavinia Pop © 2021



Instead of these number tiles, you can use any object or material with numbers on them.

1

2

3

4

5

6

7

8

9

10

1

2

3

4

5

6

7

8

9

10


Put in the gumball machine.

3		2	
1		4	







Put gumballs in the gumball machine.

Lavinia Pop © 2021







● Put in the gumball machine.

Lavinia Pop © 2021

1		2	
3		4	

● Put in the gumball machine.

Lavinia Pop © 2021

3		2	
1		4	





Gumball Addition

Lavinia Pop © 2021





● Add. Clip the answer.

Lavinia Pop © 2021

	1
	2

● Add. Clip the answer.


Lavinia Pop © 2021

	3
	4

Make this a self-checking activity by placing a sticker on the back of each card on the correct set.

● Which set was used to make the picture?

Lavinia Pop © 2021






Make this a self-checking activity by placing a sticker on the back of each card on the correct answer.

● Which is longer?

Lavinia Pop © 2021



Make this a self-checking activity by placing a sticker on the back of each card on the correct answer.

● Which is shorter?

Lavinia Pop © 2021

