

Apple PRESCHOOL WORKSHEETS & ACTIVITIES

Name: _____

Number Match 1
Cut and paste the numbers in the correct box.

Name: _____

Matching
Cut and paste the pieces to complete each picture.

Name: _____

What is Different?
Circle the picture that is different.

Name: _____

Sight Words 1
Cut out the apples from the side of the page and glue them on the matching apples on the tree.

Name: _____

Alphabet Tracing 1
Color the pictures and trace the letters.

	A	A	a	a
	B	B	b	b
	C	C	c	c
	D	D	d	d

Apple Life Cycle

Name: _____

Name: _____

Beginning Sounds 1
Color the apples using the code.

red a green b yellow c

Name: _____

Letters in My Name
Color the letters that make up your name.

My name is: _____



Thank you for downloading this product; I hope you will enjoy using it and that it will be a valuable resource for you! I value your feedback, so please don't hesitate to contact me if you have any concerns whatsoever as I will endeavour to address them. And if you like what I've done, please let me know by leaving feedback at my online store :)

Lavinia

lavinia@kinder-resources.com

ILLUSTRATIONS Kari Bolt, Little Red, Hidesy's Clipart, Dancing Crayon Designs, Whimsy Clips, PartyHead Graphics, Ramona Majdis, Zip-a-Dee-doo-dah-Designs, Bunny on a Cloud, Krista Wallden - Creative Clips, Creating4 the Classroom, Rainbow Sprinkle Studio - Sasha Mitten, First Class Clipart, Erin Colleen Design

teacherspayteachers.com/Store/Kari-Bolt teacherspayteachers.com/Store/Littered teacherspayteachers.com/Store/Hidesys-Clipart
dancingcrayon.com teacherspayteachers.com/Store/Whimsy-Clips teacherspayteachers.com/Store/Partyhead-Graphics
teacherspayteachers.com/Store/Ramona-Majdis teacherspayteachers.com/Store/Zip-a-dee-doo-dah-Designs
teacherspayteachers.com/Store/Bunny-On-A-Cloud teacherspayteachers.com/Store/Krista-Wallden-Creative-Clips
teacherspayteachers.com/Store/Creating4-The-Classroom teacherspayteachers.com/Store/Rainbow-Sprinkle-Studio-Sasha-Mitten
teacherspayteachers.com/Store/First-Class-Clipart teacherspayteachers.com/Store/Erin-Colleen-Design

This packet contains Images used under license from Shutterstock.com

FONTS schoolfonts.com.au teacherspayteachers.com/Store/Kimberly-Geswein-Fonts
teacherspayteachers.com/Store/Ramonam-Graphics

PRINTING TIP This resource has been designed for printing on A4-sized paper. If you are printing on a different size, select "shrink to printable area" or "print to fit page" (or a similar option) in order for the contents of this unit to print correctly.

Copyright © 2023 by Lavinia Pop - All rights reserved by author.

Purchase of this item entitles the purchaser the right to reproduce the pages for personal and classroom use. Duplication for other classes, an entire school or commercial purposes is strictly prohibited without written permission from the author. Minor editing is permitted only for personal use, however the document remains under copyright even when edited. Posting this item in whole or in part on the Internet in any form is strictly prohibited and is a violation of the Digital Millennium Copyright Act (DMCA).

Please be fair and don't share! If you are not the original purchaser of this file, please visit my store to purchase a copy. Kinder-Resources.com

let's connect!



Kinder-Resources.com



facebook.com/inmyworldlavinipop



instagram.com/inmyworld_lavinipop



pinterest.com/lavinipop

Introduction

About this book

This book contains a collection of apple themed worksheets for use with children in Preschool, Pre-Kindergarten, Transitional Kindergarten and Kindergarten (Prep/Foundation).

Following is an outline of the activities included in this unit and suggestions for use.

Apple Tree Letters in My Name

Children color the letters that make up their name.

Apple and Worm Cut and Paste Fun

Children will cut out the different items and paste them together to make an apple and worm.

Apple Pasting Fun

Materials needed: red, brown and green torn tissue paper
Children will paste torn tissue paper to fill in the apple.

Apple Pre-Writing Practice

Children will trace the lines inside each of the four apples.

Apple and worm Tracing Fun

Children will trace along the dashed lines and then color the picture.

Alphabet Tracing (4 pages)

Children will trace the upper and lower case letters and color the pictures.

Apple Tree and Basket Letter Sorting (7 pages)

Children will cut and paste the apples on either the tree or basket.

Alphabet Matching (4 pages)

Children will cut and paste the lower case letters under the matching capital letter.

Apple Missing Letters (2 pages)

Children will trace the letters and cut and paste the missing ones in the correct boxes.

Apple Tree Beginning Sounds (9 pages)

Children will color the pictures using the code.

Syllables

Children will color the number that shows how many syllables are in each word.

Rhyming Words

Children will circle the picture that rhymes with the first one in each row.

CVC Words

Children will circle the word that matches the picture.

Apple Tree Sight Words (5 pages)

Children will cut and paste the sight words on the matching apples.

Apple Life Cycle Emergent Reader (color and B&W) with comprehension questions

Children will read the reader and answer the comprehension questions. Two options of the comprehension page are included: one with picture support and one without.

What is Different?

Children will circle the picture that is different in each row.

What Doesn't Belong?

Children will circle the picture that doesn't belong in each row.

Sorting Fruit & Vegetables

Children will cut out the food items from the bottom of the page and paste them in the correct category.

Apple Picking Sequencing

Children will cut out the pictures from the side of the page and paste them in order to show the order of events.

Apple Tree Farm Read and Color

Children will color the picture following the instructions at the bottom the page.

Apple Seed Number Tracing (2 pages)

Children will trace the numbers and color the pictures.

Apple Seed Counting

Children will count the apple seeds and color the circle with the correct number.

Apple Seed Number Match (2 pages)

Children will cut out the numbers from the side of the page and paste them in the correct boxes.

Apple Number Sense (5 pages)

Children will cut out the different number representations and paste them in the correct boxes.

Missing Numbers

Children will cut out the numbers from the side of the page and paste them in the empty boxes to complete the number sequences.

Apple Number Order (2 pages)

Children will cut out the puzzle strips from the bottom of the page and paste them in order to reveal the picture.

Apples Count and Graph

Children count how many of each picture and complete the graph.

Apple Shapes

Children will use the code to color the different shapes.

Apple Stack Height Order

Children will cut and paste the stacked apples from shortest to tallest.

Weight

Children will color the pictures and circle the object that is heavier.

Matching

Children will cut and paste the missing halves to complete each picture.

Worm and Apple Prepositions

Children color the word that shows the position of the worm.

Apple Patterns (AB)

Children will cut out the pictures from the bottom of the page and paste them in the correct box to complete each pattern.

Happy Teaching :)

Name: _____



Alphabet Tracing 1






Color the pictures and trace the letters.

Name:



Letter Sorting 1

Color, cut and paste the apples on the correct trees and baskets.



Name:



Beginning Sounds 1

Color the apples using the code.




a



b



c





Name: _____



Sight Words 1

Cut out the apples from the side of the page and glue them on the matching apples on the tree.




Apple Life Cycle




Name

Lavinia Pop © 2023



I see the seeds.

Apple Life Cycle



Name

Lavinia Pop © 2023



I see the seeds.

Name:



Reading Comprehension

Answer the questions.


1. What is the book about?

- A** Orange life cycle
- B** Apple life cycle




2. What do I see first?

- A** seeds
- B** apples



3. Where do blossoms grow?

- A** on the tree
- B** in the ground



4. What do I see last on the tree?

- A** blossoms
- B** apples







Name:



What is Different?

Circle the picture that is different.




Name: _____




Counting


Count the apple seeds. Color the circle with the correct number.




1
2
3




2
3
4




4
5
6



5
6
7



7
8
9



8
9
10


Name:

--



Number Sense 1


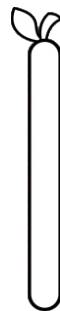




Cut and paste the different ways to show the numbers in the correct boxes.



--	--	--



--	--	--



Name: _____



Matching

Cut and paste the pieces to complete each picture.



