

Autumn KINDERGARTEN LITERACY WORKSHEETS & ACTIVITIES

Name: _____

Autumn Kindergarten Literacy Worksheets by Lavinia Pop © 2013

Find and color the following sight word: **I**

see I a I am
I me I and I
the I I you I

Name: _____

Autumn Kindergarten Literacy Worksheets by Lavinia Pop © 2013

Upper and Lower Case Letter Match 1
Match the capital letter on the tree to the correct lower case letter on the leaves.

A a c n o
B b f h d

Name: _____

Autumn Kindergarten Literacy Worksheets by Lavinia Pop © 2013

Syllables 1
How many syllables for each word?

apple 1 2 3
pumpkin 1 2 3

sunflower 1 2
scarecrow 1 2

Name: _____

Autumn Kindergarten Literacy Worksheets by Lavinia Pop © 2013

Word Families 1
Cut and paste the acorns in the correct word family.

-at

-an

ran rat
mat an

Name: _____

Autumn Kindergarten Literacy Worksheets by Lavinia Pop © 2013

Missing Sight Words
Write the following sight words on the empty lines to complete each sentence.

can down in like the

The leaf will fall _____!

I _____ sunflower seeds!

Look at _____ scarecrow!

I _____ rake the leaves.

Name: _____

Autumn Kindergarten Literacy Worksheets by Lavinia Pop © 2013

Missing Letters 1
Cut and paste the missing letters.

a c d
f g i
l m o
p r s

Name: _____

Autumn Kindergarten Literacy Worksheets by Lavinia Pop © 2013

Rhyming Words
Cut and paste the pictures to make a rhyming pair.

fox _____ bird _____
pear _____ egg _____
corn _____ leaf _____

chair box foot
trumpet anchor cat

Name: _____

Autumn Kindergarten Literacy Worksheets by Lavinia Pop © 2013

Beginning Sounds 1
What sound do the pictures begin with?

pumpkin raccoon
p g y r o c
apple haystack
o a c h t d
wagon leaf
w a v f l t



Thank you for downloading this product; I hope you will enjoy using it and that it will be a valuable resource for you! I value your feedback, so please don't hesitate to contact me if you have any concerns whatsoever as I will endeavour to address them. And if you like what I've done, please let me know by leaving feedback at my online store :)

Lavinia

lavinia@kinder-resources.com

ILLUSTRATIONS Kari Bolt, Little Red, Hidesy's Clipart, Dancing Crayon Designs, Whimsy Clips, PartyHead Graphics, Ramona Majdis, Zip-a-Dee-doo-dah-Designs, Bunny on a Cloud, Krista Wallden - Creative Clips, Creating4 the Classroom, Rainbow Sprinkle Studio - Sasha Mitten, First Class Clipart, Erin Colleen Design

teacherspayteachers.com/Store/Kari-Bolt teacherspayteachers.com/Store/Littered teacherspayteachers.com/Store/Hidesys-Clipart
dancingcrayon.com teacherspayteachers.com/Store/Whimsy-Clips teacherspayteachers.com/Store/Partyhead-Graphics
teacherspayteachers.com/Store/Ramona-Majdis teacherspayteachers.com/Store/Zip-a-dee-doo-dah-Designs
teacherspayteachers.com/Store/Bunny-On-A-Cloud teacherspayteachers.com/Store/Krista-Wallden-Creative-Clips
teacherspayteachers.com/Store/Creating4-The-Classroom teacherspayteachers.com/Store/Rainbow-Sprinkle-Studio-Sasha-Mitten
teacherspayteachers.com/Store/First-Class-Clipart teacherspayteachers.com/Store/Erin-Colleen-Design

This packet contains Images used under license from Shutterstock.com

FONTS schoolfonts.com.au teacherspayteachers.com/Store/Kimberly-Geswein-Fonts
teacherspayteachers.com/Store/Ramonam-Graphics

PRINTING TIP This resource has been designed for printing on A4-sized paper. If you are printing on a different size, select "shrink to printable area" or "print to fit page" (or a similar option) in order for the contents of this unit to print correctly.

Copyright © 2013 by Lavinia Pop - All rights reserved by author.

Purchase of this item entitles the purchaser the right to reproduce the pages for personal and classroom use. Duplication for other classes, an entire school or commercial purposes is strictly prohibited without written permission from the author. Minor editing is permitted only for personal use, however the document remains under copyright even when edited. Posting this item in whole or in part on the Internet in any form is strictly prohibited and is a violation of the Digital Millennium Copyright Act (DMCA).

Please be fair and don't share! If you are not the original purchaser of this file, please visit my store to purchase a copy. Kinder-Resources.com

let's connect!



Kinder-Resources.com



facebook.com/inmyworldlavinipop



instagram.com/inmyworld_lavinipop



pinterest.com/lavinipop

INTRODUCTION

About this book

This book contains a collection of worksheets and activities, suitable for use with children in Kindergarten (Prep).

Directions for use

Following is an outline of the worksheets included in this unit and suggestions for use.

1. Autumn tree alphabet match - upper to lower case letters (6 pages)

Children match the upper case letter to the correct lower case letter. They can use dot paints for this activity, or simply color or circle the correct match.

2. Autumn leaves missing letters cut and paste (2 pages)

Children cut out the letters from the bottom of the page and paste them in the correct spot to complete each letter sequence.

3. Pumpkin letter and word sorting - cut and paste

Children cut out the letters and words from the bottom of the page and paste them in the correct column.

4. Autumn how many words in a sentence? (with and without counting dots)

Children count the words in each sentence. For children finding this difficult, I have also included a page with counting dots.

5. Autumn beginning sounds (2 pages)

Children determine the beginning sound for each word and color a circle to show their answer.

6. Autumn syllables (2 pages)

Children say the name of each picture and show how many syllables each word contains by colouring the correct circle. Dot paints can also be used for this worksheet.

7. Autumn beginning blends

Children determine the beginning blend for each word and color a circle to show their answer.

8. Squirrel and acorns word families cut and paste (5 pages)

Children cut the word tiles from the bottom of the page and paste them next to the correct word family squirrel.

9. Autumn rhyming cut and paste

Children say the name of the pictures in each box and find the rhyming match at the bottom of the page.

10. Pumpkin pre-primer & primer sight word matches

Children color the pumpkins that contain the focus primer sight word. This page can be cut in half to work on only a specific word.

11. Autumn pictures to sentence match cut and paste

Children read the basic sentence and demonstrate comprehension by pasting the matching picture next to the it.

12. Autumn write the missing sight words

Children use the picture clues in the first box to work out what the sentence is about. They then complete each of the sentences by writing the most suitable sight word from the top box on each line.

13. Autumn reading comprehension booklet and question page

Book assembly is required by cutting each page in half, stacking in order and then stapling together on the left side where indicated. Children read a short story and answer the comprehension questions by colouring the correct circle.

14. Autumn build-a-word vocabulary booklet (11 words)

Assembly is required by cutting each page in half, then stapling together on the left side where indicated. Make sure NOT to cut off the section with the letter tiles! (Children need that section to build the word on the page.) Children trace the word on the page, build it using the letter tiles and then color the picture.






Happy Teaching :)





Name: _____













Upper and Lower Case Letter Match 1

Match the capital letter on the tree to the correct lower case letter on the leaves.



    


Name: _____













Letters and Words Sort 1

Cut and paste the letters and words in the correct column.

 b letters	words  and
---	---

--	--



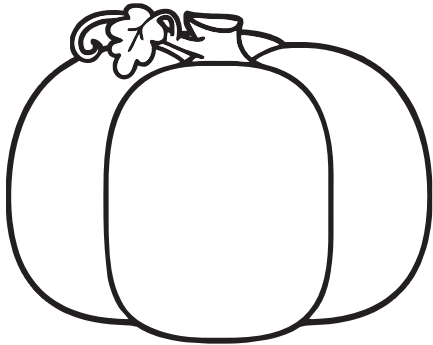

 a	 and	 d	 I
 see	 f	 can	 c
 b	 me	 e	 the

Name: _____



Beginning Sounds 1


What sound do the pictures begin with?




p **g** **y**




r **o** **c**




o **a** **c**



h **t** **d**



w **a** **v**



f **l** **t**

Name: _____



Word Families 1











Cut and paste the acorns in the correct word family.



-at

-an



 bat	 fan	 hat	 ran	 rat
 can	 cat	 pan	 mat	 van

Name: _____



Find and color the following sight word: **can**

can	the	can	can	see
can	me	can	you	can
is	can	and	can	it

Name: _____



Find and color the following sight word: **me**

me	is	me	it	me
see	me	you	can	me
me	and	me	the	me

FALL Colors



Name: _____



I see a red apple.

Name:



Reading Comprehension

Select the correct answer for each question.

What is the book about?

- Fall trees
- Fall colors
- Fall activities

What color is the apple?

- red
- orange
- yellow

What color is the pumpkin?

- red
- orange
- yellow

What colors are the leaves?

- red, orange, yellow
- green, orange, yellow, brown
- red, orange, yellow, brown

Name: _____



Reading Comprehension

Select the correct answer for each question.

What is the book about?

- Fall trees
- Fall colors
- Fall activities



What color is the apple?

- red
- orange
- yellow



What color is the pumpkin?

- red
- orange
- yellow



What colors are the leaves?

- red, orange, yellow
- green, orange, yellow, brown
- red, orange, yellow, brown




Fox

Build-a-Word

Name: _____

Lavinia Pop © 2013

o f x



fox

--	--	--