

# Autumn KINDERGARTEN Math Worksheets & Activities

The image displays five overlapping math worksheets for kindergarten, each with an orange border and a 'Name:' field at the top. The worksheets are:

- Size:** A classification activity where children cut and paste pictures into columns labeled 'Large', 'Medium', and 'Small'.
- Addition 1:** An activity where children count acorns and solve simple addition problems:  $1+3=$  and  $0+5=$ .
- Making 10 A:** A ten-frame activity where children count pumpkins and determine how many more are needed to reach 10, with the equation  $\square + \square = 10$ .
- Count and Graph 3:** A counting and graphing activity where children count various autumn objects (owls, birds, foxes, squirrels) and color them to complete a bar graph.
- Counting Objects 1:** A counting activity where children count various autumn objects (apple, acorns, birds, foxes) and write the corresponding number in a circle.
- Missing Numbers 1:** A number recognition activity where children cut and paste pumpkin icons with numbers to complete a sequence from 1 to 10.

In the foreground, a cartoon girl with dark hair, wearing a purple shirt, blue pants, and pink boots, sits on a log. She is holding a red apple. A yellow flower is also visible near the log.

**Thank you** for downloading this product; I hope you will enjoy using it and that it will be a valuable resource for you! I value your feedback, so please don't hesitate to contact me if you have any concerns whatsoever as I will endeavour to address them. And if you like what I've done, please let me know by leaving feedback at my online store :)

Lavinia

[lavinia@kinder-resources.com](mailto:lavinia@kinder-resources.com)

**ILLUSTRATIONS** Kari Bolt, Little Red, Hidesy's Clipart, Dancing Crayon Designs, Whimsy Clips, PartyHead Graphics, Ramona Majdis, Zip-a-Dee-doo-dah-Designs, Bunny on a Cloud, Krista Wallden - Creative Clips, Creating4 the Classroom, Rainbow Sprinkle Studio - Sasha Mitten, First Class Clipart, Erin Colleen Design

[teacherspayteachers.com/Store/Kari-Bolt](http://teacherspayteachers.com/Store/Kari-Bolt)   [teacherspayteachers.com/Store/Littered](http://teacherspayteachers.com/Store/Littered)   [teacherspayteachers.com/Store/Hidesys-Clipart](http://teacherspayteachers.com/Store/Hidesys-Clipart)  
[dancingcrayon.com](http://dancingcrayon.com)   [teacherspayteachers.com/Store/Whimsy-Clips](http://teacherspayteachers.com/Store/Whimsy-Clips)   [teacherspayteachers.com/Store/Partyhead-Graphics](http://teacherspayteachers.com/Store/Partyhead-Graphics)  
[teacherspayteachers.com/Store/Ramona-Majdis](http://teacherspayteachers.com/Store/Ramona-Majdis)   [teacherspayteachers.com/Store/Zip-a-dee-doo-dah-Designs](http://teacherspayteachers.com/Store/Zip-a-dee-doo-dah-Designs)  
[teacherspayteachers.com/Store/Bunny-On-A-Cloud](http://teacherspayteachers.com/Store/Bunny-On-A-Cloud)   [teacherspayteachers.com/Store/Krista-Wallden-Creative-Clips](http://teacherspayteachers.com/Store/Krista-Wallden-Creative-Clips)  
[teacherspayteachers.com/Store/Creating4-The-Classroom](http://teacherspayteachers.com/Store/Creating4-The-Classroom)   [teacherspayteachers.com/Store/Rainbow-Sprinkle-Studio-Sasha-Mitten](http://teacherspayteachers.com/Store/Rainbow-Sprinkle-Studio-Sasha-Mitten)  
[teacherspayteachers.com/Store/First-Class-Clipart](http://teacherspayteachers.com/Store/First-Class-Clipart)   [teacherspayteachers.com/Store/Erin-Colleen-Design](http://teacherspayteachers.com/Store/Erin-Colleen-Design)

This packet contains Images used under license from Shutterstock.com

**FONTS** [schoolfonts.com.au](http://schoolfonts.com.au)   [teacherspayteachers.com/Store/Kimberly-Geswein-Fonts](http://teacherspayteachers.com/Store/Kimberly-Geswein-Fonts)  
[teacherspayteachers.com/Store/Ramonam-Graphics](http://teacherspayteachers.com/Store/Ramonam-Graphics)

**PRINTING TIP** This resource has been designed for printing on A4-sized paper. If you are printing on a different size, select "shrink to printable area" or "print to fit page" (or a similar option) in order for the contents of this unit to print correctly.

Copyright © 2013 by Lavinia Pop - All rights reserved by author.

Purchase of this item entitles the purchaser the right to reproduce the pages for personal and classroom use. Duplication for other classes, an entire school or commercial purposes is strictly prohibited without written permission from the author. Minor editing is permitted only for personal use, however the document remains under copyright even when edited. Posting this item in whole or in part on the Internet in any form is strictly prohibited and is a violation of the Digital Millennium Copyright Act (DMCA).

Please be fair and don't share! If you are not the original purchaser of this file, please visit my store to purchase a copy. [Kinder-Resources.com](http://Kinder-Resources.com)

let's connect!



[Kinder-Resources.com](http://Kinder-Resources.com)



[facebook.com/inmyworldlavinipop](http://facebook.com/inmyworldlavinipop)



[instagram.com/inmyworld\\_lavinipop](http://instagram.com/inmyworld_lavinipop)



[pinterest.com/lavinipop](http://pinterest.com/lavinipop)

# INTRODUCTION

## About this book

This book contains a collection of worksheets, suitable for use with children in Kindergarten (Prep).

## Directions for use

Following is an outline of the worksheets included in this unit and suggestions for use.

### 1. Autumn counting worksheets (3 pages)

The worksheets can be completed with dot paints, number stickers or children can simply colour the circle to show the correct number of objects in each box.

### 2. Autumn pumpkin missing numbers (4 pages)

Children cut and paste the missing numbers in the empty boxes.

### 3. Autumn number puzzles cut and paste (4 pages)

Children cut out the squares from the bottom of the page and arrange them in order (1 to 5 and 6 to 10) to reveal the hidden picture.

### 4. Autumn patterns AB, AAB, AABB, ABC (4 pages)

Children cut and paste the pictures to complete the patterns.

### 5. Autumn count and graph (4 pages); count, tally and graph (1 page)

Children count the objects, tally them in the space provided, and then record their findings on the graph.

### 6. Autumn making 10 worksheets (2 pages)

Children count the objects in each ten frame, work out how many more are needed to make 10 and then complete the addition equation.

### 7. Acorn addition worksheets with pictures (to 10) (5 pages)

This is a set of basic addition worksheets up to the sum of 10. Children can use the pictures to help them work out the equation, or you can provide them with a ten frame or another manipulative of your choice.

### 8. Pumpkin odd and even number sorting cut and paste (5 pages)

Children cut and paste the numbers in the correct box to show which ones are odd and even.

*9. Autumn non-standard measurement*

Children measure the pictures on the page using the leaf measuring strip provided.

*10. Autumn weight*

Children circle one of 2 pictures to show which object is heavier.

*11. Autumn positional words (under/on/in front/behind)*

Children circle the correct picture to show its position.

Happy Teaching :)


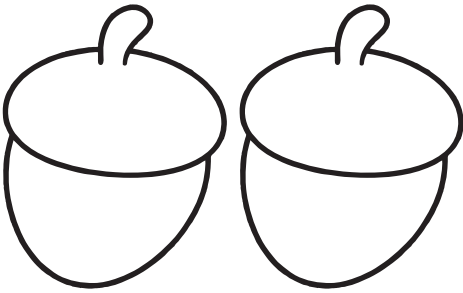




Name: \_\_\_\_\_



# Counting Objects 1

How many are there?



	<p>1</p> <p>2</p> <p>3</p>		<p>1</p> <p>2</p> <p>3</p>
	<p>2</p> <p>3</p> <p>4</p>		<p>2</p> <p>3</p> <p>4</p>
	<p>3</p> <p>4</p> <p>5</p>		<p>3</p> <p>4</p> <p>5</p>

Name: \_\_\_\_\_

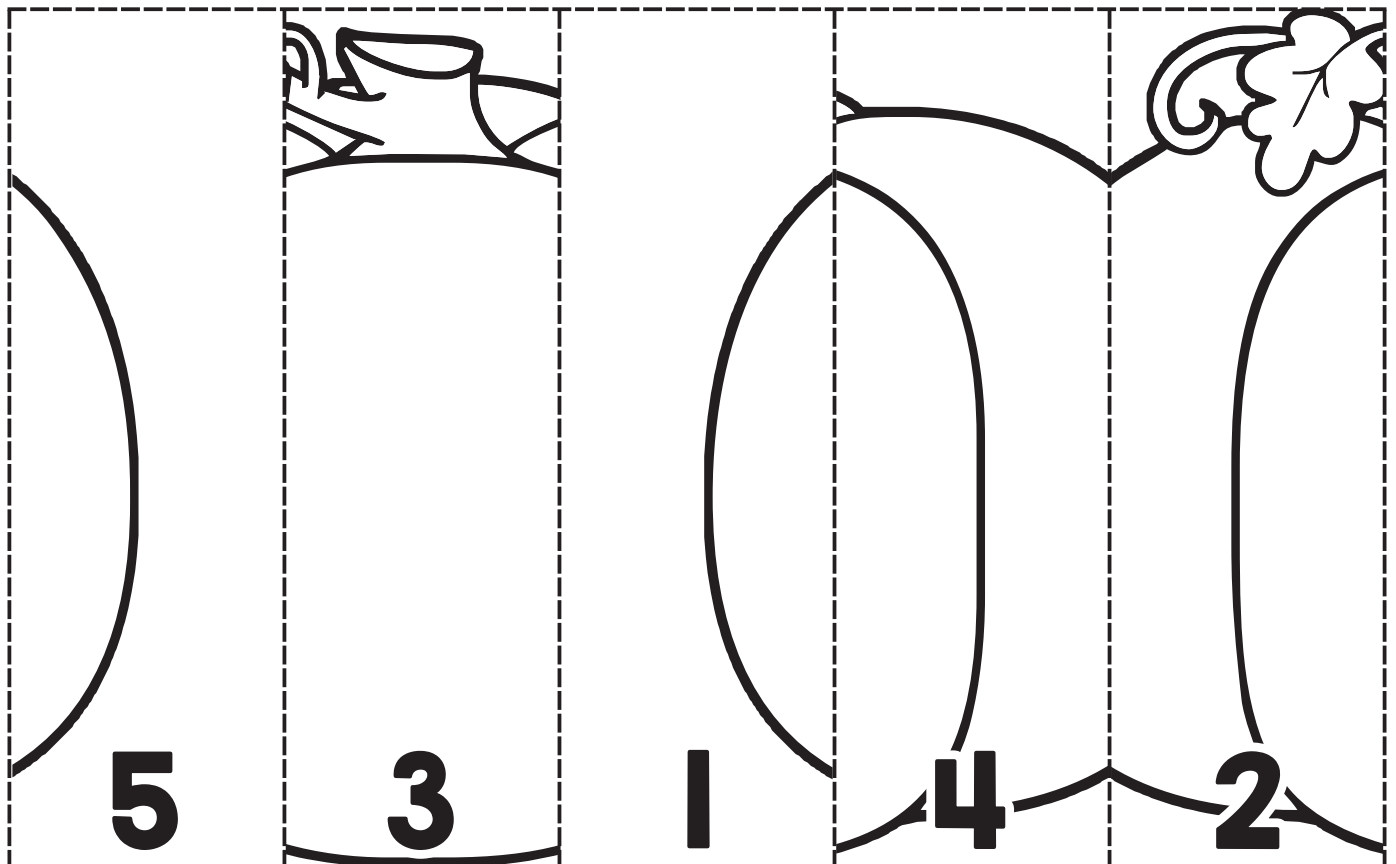
\_\_\_\_\_



# Picture Puzzle 1

Cut and paste the puzzle strips in order from 1-5.

--	--	--	--	--








Name: \_\_\_\_\_



# AB Patterns

Cut and paste the pictures to complete each pattern.









Name: \_\_\_\_\_



# Count and Graph 1

Count each object and color to complete the graph.



<b>5</b>					
<b>4</b>					
<b>3</b>					
<b>2</b>					
<b>1</b>					
					




Name: \_\_\_\_\_




## Making 10 A


Count the pumpkins. How many more do you need to make 10?




$$\square + \square = 10$$




$$\square + \square = 10$$



$$\square + \square = 10$$



$$\square + \square = 10$$



$$\square + \square = 10$$

Name: \_\_\_\_\_



## Addition 1

Add the acorns and write the answers.



$$1 + 3 = \_ \_$$



$$0 + 5 = \_ \_$$



$$2 + 3 = \_ \_$$



$$5 + 1 = \_ \_$$



$$4 + 3 = \_ \_$$



$$8 + 2 = \_ \_$$



$$4 + 4 = \_ \_$$



$$4 + 5 = \_ \_$$



$$6 + 3 = \_ \_$$



$$3 + 2 = \_ \_$$



$$7 + 1 = \_ \_$$



$$9 + 0 = \_ \_$$

Name: \_\_\_\_\_



## Odd and Even Numbers 4

Cut and paste the numbers in the correct box.

**ODD**

**EVEN**

72	67	76	68	73	77	69
82	81	66	80	79	64	78
84	71	83	75	65	74	70

Name: \_\_\_\_\_



# Weight

Circle the object that is heavier in each row.

