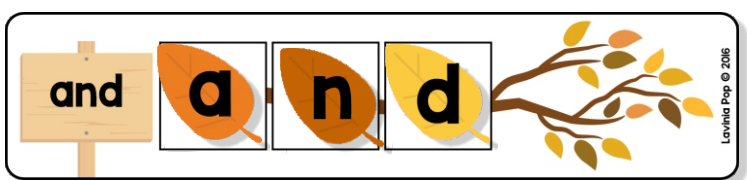
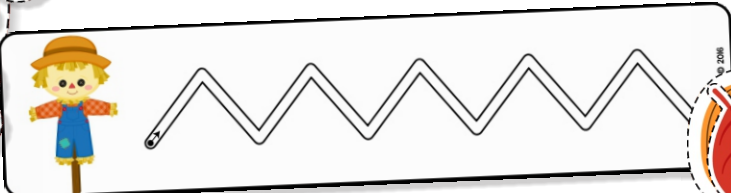



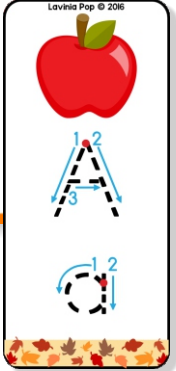
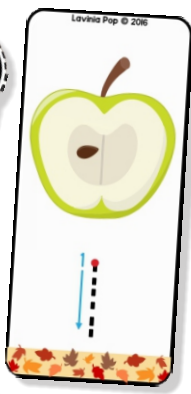



# Autumn PRESCHOOL

## C E N T E R S



**Thank you** for downloading this product; I hope you will enjoy using it and that it will be a valuable resource for you! I value your feedback, so please don't hesitate to contact me if you have any concerns whatsoever as I will endeavour to address them. And if you like what I've done, please let me know by leaving feedback at my online store :)

Lavinia

[lavinia@kinder-resources.com](mailto:lavinia@kinder-resources.com)

**ILLUSTRATIONS** Kari Bolt, Little Red, Hidesy's Clipart, Dancing Crayon Designs, Whimsy Clips, PartyHead Graphics, Ramona Majdis, Zip-a-Dee-doo-dah-Designs, Bunny on a Cloud, Krista Wallden - Creative Clips, Creating4 the Classroom, Rainbow Sprinkle Studio - Sasha Mitten, First Class Clipart, Erin Colleen Design

[teacherspayteachers.com/Store/Kari-Bolt](http://teacherspayteachers.com/Store/Kari-Bolt)    [teacherspayteachers.com/Store/Littered](http://teacherspayteachers.com/Store/Littered)    [teacherspayteachers.com/Store/Hidesys-Clipart](http://teacherspayteachers.com/Store/Hidesys-Clipart)  
[dancingcrayon.com](http://dancingcrayon.com)    [teacherspayteachers.com/Store/Whimsy-Clips](http://teacherspayteachers.com/Store/Whimsy-Clips)    [teacherspayteachers.com/Store/Partyhead-Graphics](http://teacherspayteachers.com/Store/Partyhead-Graphics)  
[teacherspayteachers.com/Store/Ramona-Majdis](http://teacherspayteachers.com/Store/Ramona-Majdis)    [teacherspayteachers.com/Store/Zip-a-dee-doo-dah-Designs](http://teacherspayteachers.com/Store/Zip-a-dee-doo-dah-Designs)  
[teacherspayteachers.com/Store/Bunny-On-A-Cloud](http://teacherspayteachers.com/Store/Bunny-On-A-Cloud)    [teacherspayteachers.com/Store/Krista-Wallden-Creative-Clips](http://teacherspayteachers.com/Store/Krista-Wallden-Creative-Clips)  
[teacherspayteachers.com/Store/Creating4-The-Classroom](http://teacherspayteachers.com/Store/Creating4-The-Classroom)    [teacherspayteachers.com/Store/Rainbow-Sprinkle-Studio-Sasha-Mitten](http://teacherspayteachers.com/Store/Rainbow-Sprinkle-Studio-Sasha-Mitten)  
[teacherspayteachers.com/Store/First-Class-Clipart](http://teacherspayteachers.com/Store/First-Class-Clipart)    [teacherspayteachers.com/Store/Erin-Colleen-Design](http://teacherspayteachers.com/Store/Erin-Colleen-Design)

This packet contains Images used under license from Shutterstock.com

**FONTS** [schoolfonts.com.au](http://schoolfonts.com.au)    [teacherspayteachers.com/Store/Kimberly-Geswein-Fonts](http://teacherspayteachers.com/Store/Kimberly-Geswein-Fonts)  
[teacherspayteachers.com/Store/Ramonam-Graphics](http://teacherspayteachers.com/Store/Ramonam-Graphics)

**PRINTING TIP** This resource has been designed for printing on A4-sized paper. If you are printing on a different size, select "shrink to printable area" or "print to fit page" (or a similar option) in order for the contents of this unit to print correctly.

Copyright © 2016 by Lavinia Pop - All rights reserved by author.

Purchase of this item entitles the purchaser the right to reproduce the pages for personal and classroom use. Duplication for other classes, an entire school or commercial purposes is strictly prohibited without written permission from the author. Minor editing is permitted only for personal use, however the document remains under copyright even when edited. Posting this item in whole or in part on the Internet in any form is strictly prohibited and is a violation of the Digital Millennium Copyright Act (DMCA).

Please be fair and don't share! If you are not the original purchaser of this file, please visit my store to purchase a copy. [Kinder-Resources.com](http://Kinder-Resources.com)

let's connect!



[Kinder-Resources.com](http://Kinder-Resources.com)



[facebook.com/inmyworldlavinipop](http://facebook.com/inmyworldlavinipop)



[instagram.com/inmyworld\\_lavinipop](http://instagram.com/inmyworld_lavinipop)



[pinterest.com/lavinipop](http://pinterest.com/lavinipop)



# INTRODUCTION

## About this

This book contains a collection of printable activities for use with children in Preschool, Pre-Kindergarten, Transitional Kindergarten and Kindergarten (Prep).

## Directions for use

Following is an outline of the activities included in this unit and suggestions for preparation and use.

### 1. Fine motor practice mats (2 mats: acorn and leaf)

To prepare the mats for use, print and then laminate them for durability. You will need to supply children with pom-poms, gems, beads, beans or any other small objects that will fit inside the circles.

The aim of this activity is for children to place a small object in each of the circles.

### 2. Falling autumn leaves write and wipe pre-writing tracing practice

To prepare the pre-writing tracing page for use, print and then laminate it for durability.

Using a white board (dry-erase) marker, children are required to trace the lines on the page starting at the top and down towards the bottom of the page.

### 3. Autumn write and wipe pre-writing cards: left to right (9 cards)

To prepare the cards for use in a write and wipe center, print and laminate them, and then cut them apart. The cards can be kept in a book-like format by punching a hole in the top left corner and securing together with a key ring or a pipe-cleaner.

Using a white board (dry-erase) marker, children are required to trace the lines on the card starting on the left and progressing towards the right.

### 4. Autumn write and wipe alphabet tracing cards

To prepare the cards for use, print and then laminate them for durability. Cut the cards apart along the dashed lines. The cards can be kept together in a book-like format by making a hole in the top of each card with a hole punch and securing together with a key ring or pipe-cleaner.

Provide children with dry-erase (whiteboard) markers and encourage them to trace the letters on each card several times, following the directional arrows to ensure correct letter formation is learnt.

### 5. *Autumn leaves letter and beginning sounds match (19 pages)*

To prepare the activity for use, print and then laminate the pages for durability. Cut out all the pieces. Using a hot glue gun, glue each leaf to the end of a clothes peg (optional).

The aim of this activity is for children to identify and match all the lower case letters and beginning sound pictures to the correct autumn tree.

### 6. *Pre-primer autumn leaves sight words (40 sight words)*

To prepare the cards for use, print, laminate them for durability and then cut them apart.

The aim of this activity is for children to build the sight words on each card using the leaf letter tiles included.

### 7. *Autumn number tracing practice (1-10)*

To prepare the number tracing pages for use, print and then laminate them for durability. Cut the cards apart on the dashed lines. The cards can be kept together in a book-like format by making a hole in the top of each card with a hole punch and securing together with a key ring.

Children use a white board (dry-erase) marker to trace the number on the page, following the directional arrows.

### 8. *Pumpkin seed number match (1-10)*

To prepare the activity for use, print and then laminate the pages for durability. Cut out all the pieces. Velcro may be attached to the back of each pumpkin seed and on the pumpkin where each seed will need to go.

The aim of this activity is for children to identify and match all the number representations to the correct pumpkin.

### 9. *Apple seed counting (1-10)*

To prepare the activity for use, print and then laminate the pages for durability. Cut out all the pieces. Using a hot glue gun, glue each apple seed to the end of a clothes peg. Alternatively, real apple seeds may be used.

The aim of this activity is for children to count out the correct number of apple seeds for each apple and peg them

### 10. *Squirrel and acorn shape matching (8 pages)*

To prepare the activity for use, print and then laminate the pages for durability. Cut out all the pieces.

The aim of this activity is for children to match the every-day objects on the acorns to the correct squirrel. You may also like to provide children with objects from your home or classroom and ask them sort those too.

*11. Autumn tree and leaves colour sorting (23 pages)*

To prepare the activity for use, print and then laminate the pages for durability. Cut out all the pieces. Using a hot glue gun, glue each leaf to the end of a clothes peg.

The aim of this activity is for children to clip the differently coloured leaves to the matching tree.

*12. What is different? autumn cards (4 cards)*

To prepare the cards for use, print, laminate them for durability and then cut them apart.

The aim of this activity is for children to clip a peg on the picture that is different.

*13. What doesn't belong? autumn cards (4 cards)*

To prepare the cards for use, print, laminate them for durability and then cut them apart.

The aim of this activity is for children to clip a peg on the picture that doesn't belong.

*14. Autumn sequencing cards: life cycle of an apple and pumpkin (2 pages)*

To prepare the cards for use, print, laminate them for durability and then cut them apart.

The aim of this activity is for children to order the cards to show the life cycle sequence of an apple and pumpkin.

*15. Autumn leaves patterns (AB)*

To prepare the cards for use, print, laminate them for durability and then cut them apart. Attach the pictures cut out from the bottom of the page to the end of a clothes peg using a hot glue gun.

The aim of this activity is for children to identify the pattern on the cards and to clip the correct picture in the empty box to complete the pattern.

Happy Teaching :)










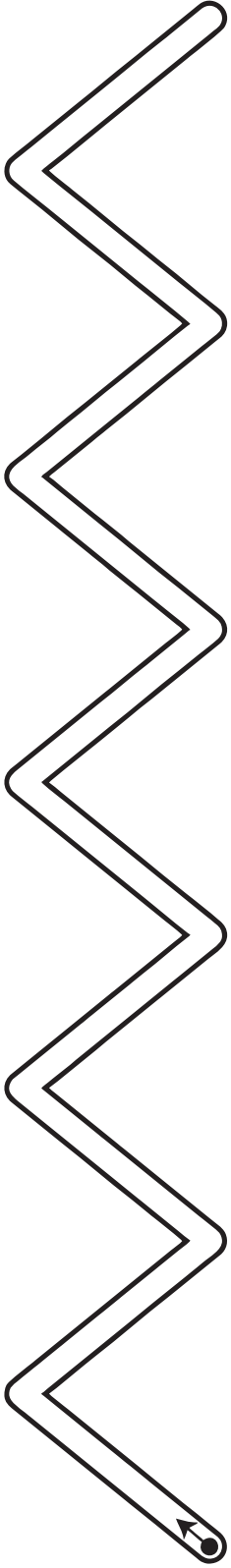


Kinder-Resources.com

Living Pop © 2016



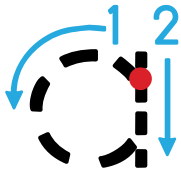
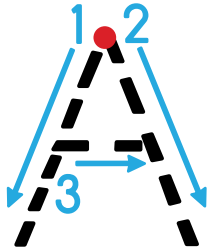





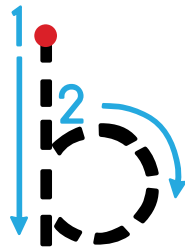
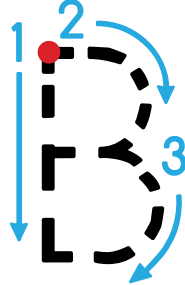


Kinder-Resources.com

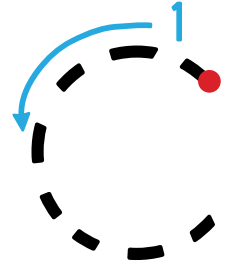
Lavinia Pop © 2016



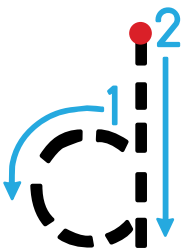
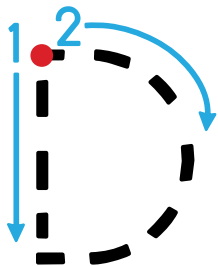
Lavinia Pop © 2016



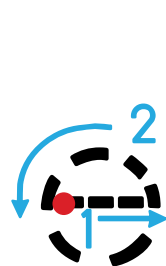
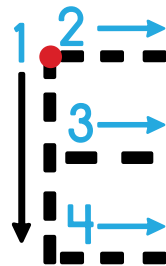
Lavinia Pop © 2016



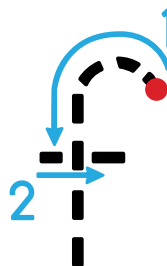
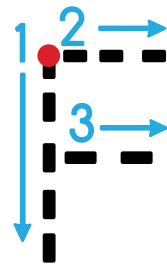
Lavinia Pop © 2016



Lavinia Pop © 2016





Lavinia Pop © 2016









Kinder-Resources.com



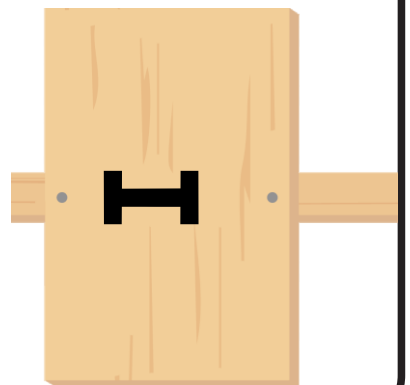






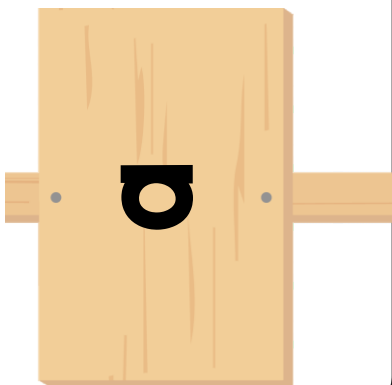




















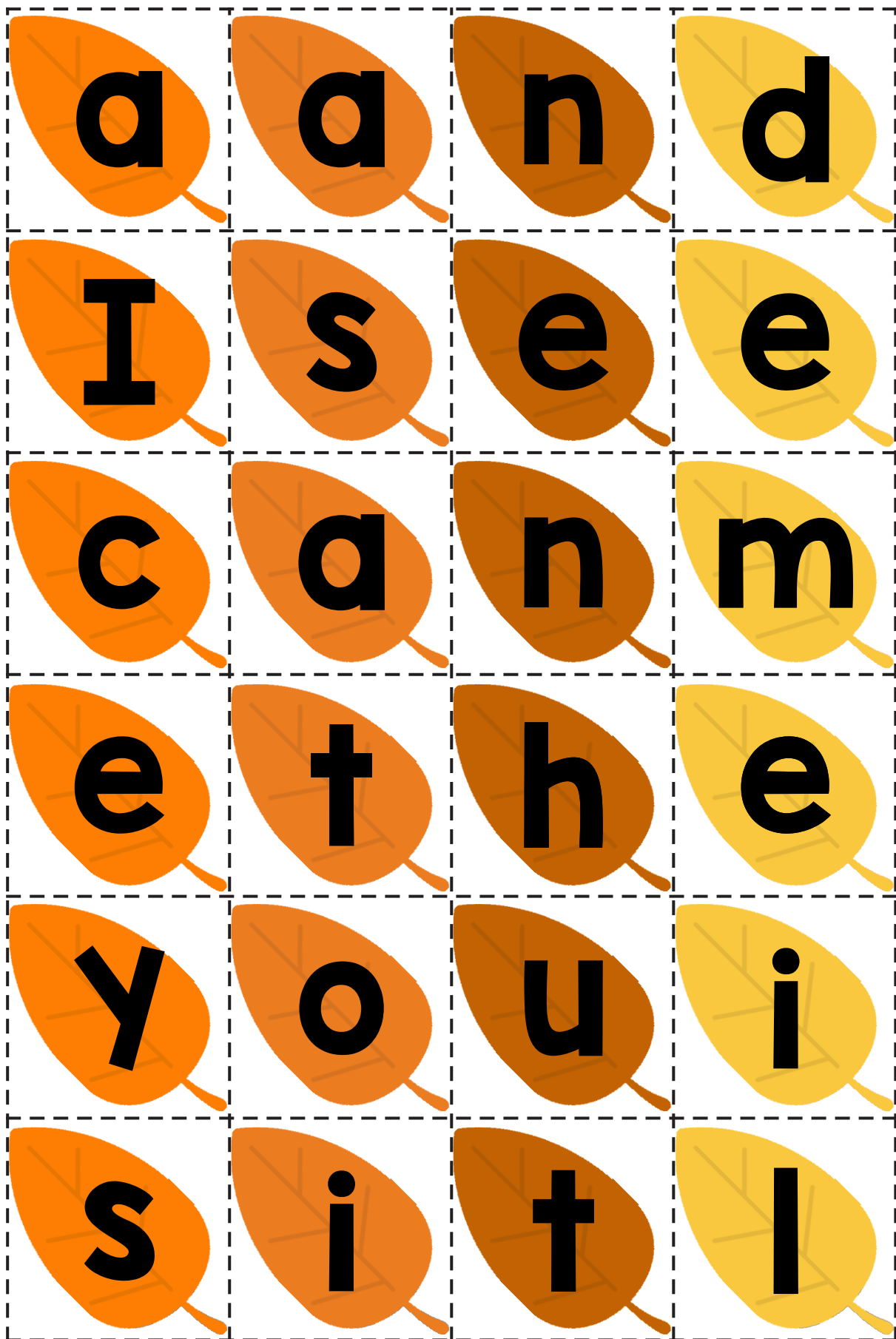
see



can



me

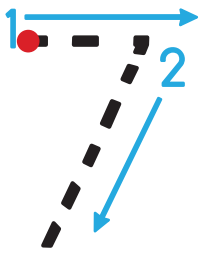





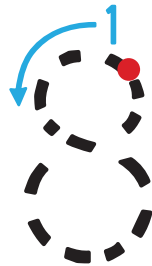



Kinder-Resources.com

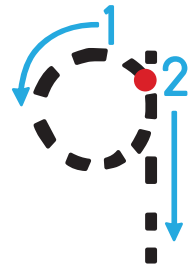

Lavinia Pop © 2016



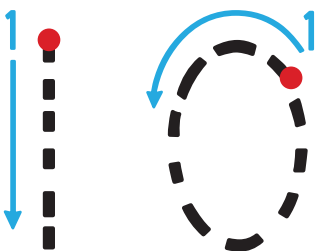

Lavinia Pop © 2016



Lavinia Pop © 2016



Lavinia Pop © 2016



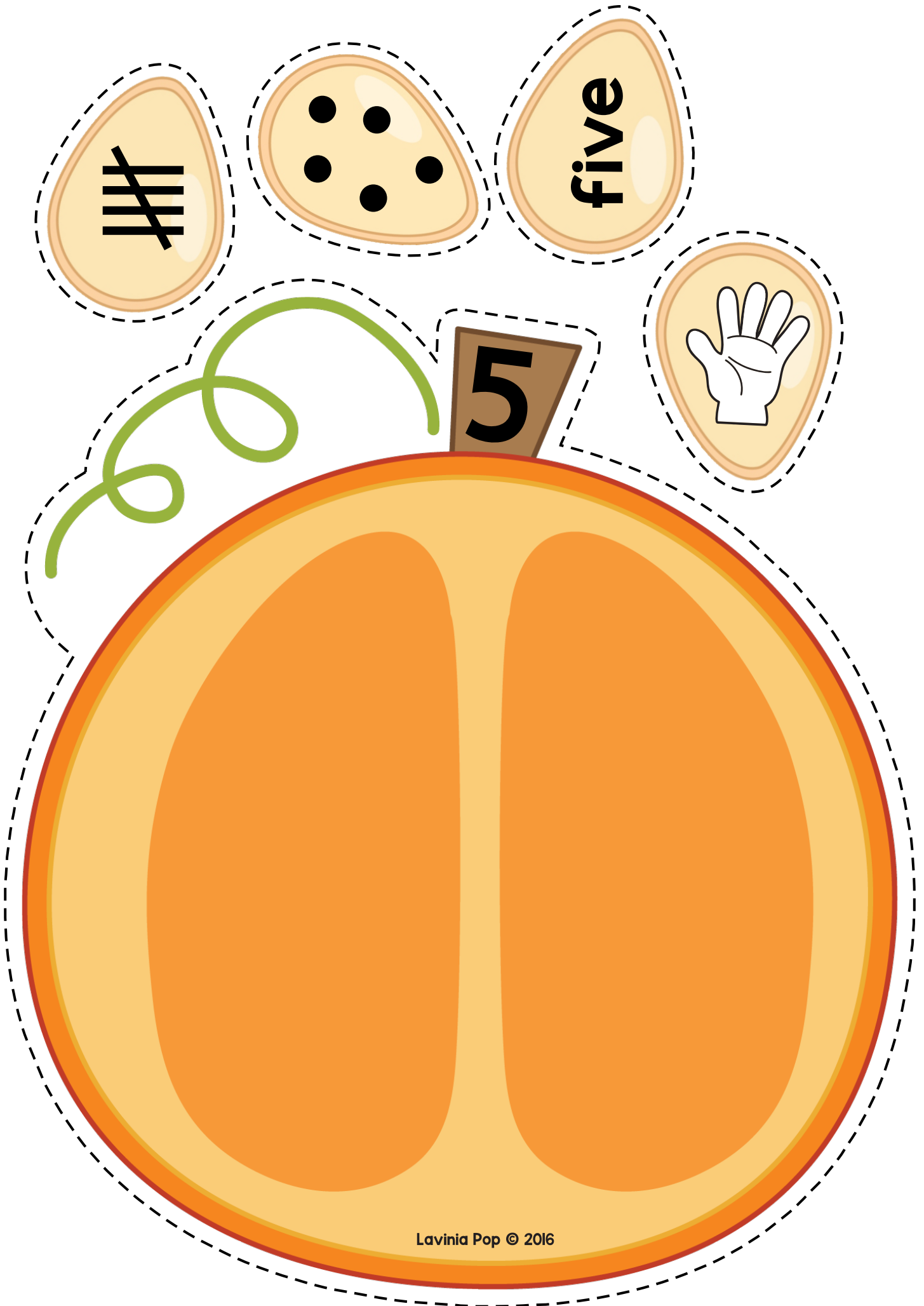
**AUTUMN**

# Number Tracing Cards

Lavinia Pop © 2016



















Kinder-Resources.com
















Kinder-Resources.com

**red**






**orange**









**yellow**

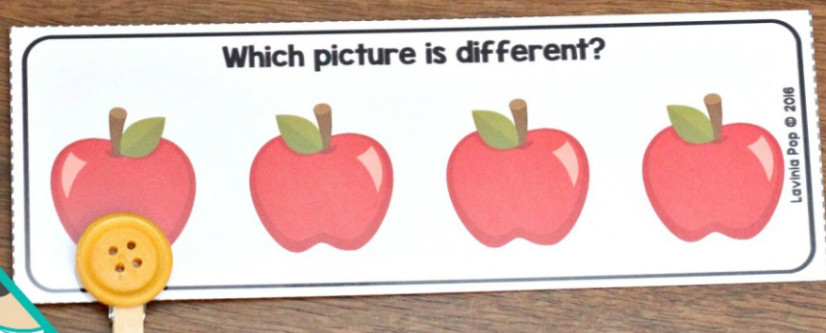






















Kinder-Resources.com