

Pumpkins



Pumpkins

pumpkin		tendrils	
seeds		green	
stem		orange	
skin		yellow	
rib		big	
fibrous strands		small	
pulp		vegetables	
vine		pumpkin patch	
flower		wagon	
leaf		crate	



seeds

pumpkin patch

pumpkin pie

carve

Thank you for downloading this product; I hope you will enjoy using it and that it will be a valuable resource for you! I value your feedback, so please don't hesitate to contact me if you have any concerns whatsoever as I will endeavour to address them. And if you like what I've done, please let me know by leaving feedback at my online store :)

Lavinia

lavinia@kinder-resources.com

ILLUSTRATIONS Kari Bolt, Little Red, Hidesy's Clipart, Dancing Crayon Designs, Whimsy Clips, PartyHead Graphics, Ramona Majdis, Zip-a-Dee-doo-dah-Designs, Bunny on a Cloud, Krista Wallden - Creative Clips, Creating4 the Classroom, Rainbow Sprinkle Studio - Sasha Mitten, First Class Clipart, Erin Colleen Design

teacherspayteachers.com/Store/Kari-Bolt teacherspayteachers.com/Store/Littered teacherspayteachers.com/Store/Hidesys-Clipart
dancingcrayon.com teacherspayteachers.com/Store/Whimsy-Clips teacherspayteachers.com/Store/Partyhead-Graphics
teacherspayteachers.com/Store/Ramona-Majdis teacherspayteachers.com/Store/Zip-a-dee-doo-dah-Designs
teacherspayteachers.com/Store/Bunny-On-A-Cloud teacherspayteachers.com/Store/Krista-Wallden-Creative-Clips
teacherspayteachers.com/Store/Creating4-The-Classroom teacherspayteachers.com/Store/Rainbow-Sprinkle-Studio-Sasha-Mitten
teacherspayteachers.com/Store/First-Class-Clipart teacherspayteachers.com/Store/Erin-Colleen-Design

This packet contains Images used under license from Shutterstock.com

FONTS schoolfonts.com.au teacherspayteachers.com/Store/Kimberly-Geswein-Fonts
teacherspayteachers.com/Store/Ramonam-Graphics

PRINTING TIP This resource has been designed for printing on A4-sized paper. If you are printing on a different size, select "shrink to printable area" or "print to fit page" (or a similar option) in order for the contents of this unit to print correctly.

Copyright © 2023 by Lavinia Pop - All rights reserved by author.

Purchase of this item entitles the purchaser the right to reproduce the pages for personal and classroom use. Duplication for other classes, an entire school or commercial purposes is strictly prohibited without written permission from the author. Minor editing is permitted only for personal use, however the document remains under copyright even when edited. Posting this item in whole or in part on the Internet in any form is strictly prohibited and is a violation of the Digital Millennium Copyright Act (DMCA).

Please be fair and don't share! If you are not the original purchaser of this file, please visit my store to purchase a copy. Kinder-Resources.com

let's connect!



Kinder-Resources.com



facebook.com/inmyworldlavinipop



instagram.com/inmyworld_lavinipop



pinterest.com/lavinipop

Introduction

About this book

This packet contains:

- a word list to go inside a student binder or inside a file-folder
- large classroom word wall cards (optional background: color or white)
- thematic word work pages
- blank pages for you to write your own words

Classroom word walls are a fantastic tool for learning new vocabulary. It is also beneficial to equip each child with a personal word list so that they can add their own words to it and keep it when the seasonal words are removed from the classroom wall. A copy of the words can also be kept in the word work or writing center.

Directions for use

Personal word list

Print the pages included the first section of this packet, put them inside plastic sleeves and then into student binders. Alternatively, the pages can be glued into a notebook. If you would like your students to order the words alphabetically, have them cut the words and paste them accordingly into their books. Blank squares have been included so that students can add their own words.

Word work or writing center file-folder word list

Print the cover page and paste it on the front of the folder. Print the word list pages included in the first section of this packet and paste them on the middle pages of the folder. Print the Word Work Task page and glue it on the back of the folder - please note this should only be used if you intend to use the worksheets I have provided.

Classroom word wall cards

Print your desired set, with or without background, along with the title page. Cut out the vocabulary cards you wish to use and laminate them for durability. Display them on your classroom wall.

Happy Teaching :)

Words included

pumpkin

seeds

stem

skin

rib

fibrous strands

pulp

vine

flower

leaf

tendrils

green

orange

yellow

big

small

vegetables

canned pumpkin

pumpkin pie

pumpkin soup

pumpkin butter

pumpkin bread

pumpkin cupcake

pumpkin donut

pancakes

roasted seeds

acorn

jack-o-lantern

carve

weigh

carry

pick

pumpkin patch

wagon

crate

hay ride

corn maze

hay

family



photo

WORDS

that start with...

Name:

Pumpkin Word Wall by Lavinia Pop © 2023



Write some words from the word wall that start with the following letters:



Handwriting practice lines for the letter 'C', consisting of four sets of three horizontal lines (top, dashed middle, bottom).



Handwriting practice lines for the letter 'L', consisting of four sets of three horizontal lines (top, dashed middle, bottom).



Handwriting practice lines for the letter 'P', consisting of four sets of three horizontal lines (top, dashed middle, bottom).




Handwriting practice lines for the letter 'S', consisting of four sets of three horizontal lines (top, dashed middle, bottom).


pumpkin




seeds



stem




skin




pumpkin



seeds



stem



skin

