




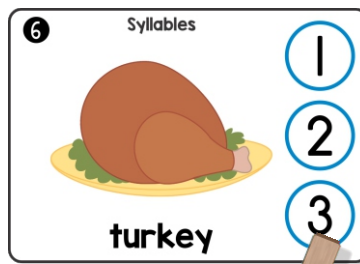
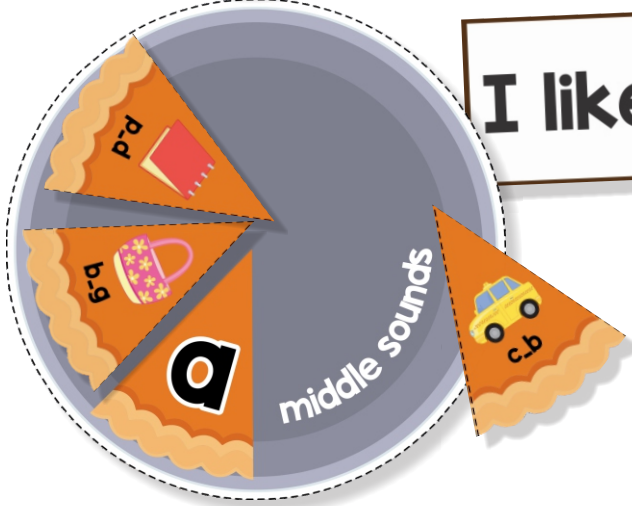


# Thanksgiving LITERACY CENTERS



I like to eat pie.



**Thank you** for downloading this product; I hope you will enjoy using it and that it will be a valuable resource for you! I value your feedback, so please don't hesitate to contact me if you have any concerns whatsoever as I will endeavour to address them. And if you like what I've done, please let me know by leaving feedback at my online store :)

Lavinia

[lavinia@kinder-resources.com](mailto:lavinia@kinder-resources.com)

**ILLUSTRATIONS** Kari Bolt, Little Red, Hidesy's Clipart, Dancing Crayon Designs, Whimsy Clips, PartyHead Graphics, Ramona Majdis, Zip-a-Dee-doo-dah-Designs, Bunny on a Cloud, Krista Wallden - Creative Clips, Creating4 the Classroom, Rainbow Sprinkle Studio - Sasha Mitten, First Class Clipart, Erin Colleen Design

[teacherspayteachers.com/Store/Kari-Bolt](https://www.teacherspayteachers.com/Store/Kari-Bolt)    [teacherspayteachers.com/Store/Littered](https://www.teacherspayteachers.com/Store/Littered)    [teacherspayteachers.com/Store/Hidesys-Clipart](https://www.teacherspayteachers.com/Store/Hidesys-Clipart)  
[dancingcrayon.com](https://www.dancingcrayon.com)    [teacherspayteachers.com/Store/Whimsy-Clips](https://www.teacherspayteachers.com/Store/Whimsy-Clips)    [teacherspayteachers.com/Store/Partyhead-Graphics](https://www.teacherspayteachers.com/Store/Partyhead-Graphics)  
[teacherspayteachers.com/Store/Ramona-Majdis](https://www.teacherspayteachers.com/Store/Ramona-Majdis)    [teacherspayteachers.com/Store/Zip-a-dee-doo-dah-Designs](https://www.teacherspayteachers.com/Store/Zip-a-dee-doo-dah-Designs)  
[teacherspayteachers.com/Store/Bunny-On-A-Cloud](https://www.teacherspayteachers.com/Store/Bunny-On-A-Cloud)    [teacherspayteachers.com/Store/Krista-Wallden-Creative-Clips](https://www.teacherspayteachers.com/Store/Krista-Wallden-Creative-Clips)  
[teacherspayteachers.com/Store/Creating4-The-Classroom](https://www.teacherspayteachers.com/Store/Creating4-The-Classroom)    [teacherspayteachers.com/Store/Rainbow-Sprinkle-Studio-Sasha-Mitten](https://www.teacherspayteachers.com/Store/Rainbow-Sprinkle-Studio-Sasha-Mitten)  
[teacherspayteachers.com/Store/First-Class-Clipart](https://www.teacherspayteachers.com/Store/First-Class-Clipart)    [teacherspayteachers.com/Store/Erin-Colleen-Design](https://www.teacherspayteachers.com/Store/Erin-Colleen-Design)

This packet contains Images used under license from Shutterstock.com

**FONTS** [schoolfonts.com.au](https://www.schoolfonts.com.au)    [teacherspayteachers.com/Store/Kimberly-Geswein-Fonts](https://www.teacherspayteachers.com/Store/Kimberly-Geswein-Fonts)  
[teacherspayteachers.com/Store/Ramonam-Graphics](https://www.teacherspayteachers.com/Store/Ramonam-Graphics)

**PRINTING TIP** This resource has been designed for printing on A4-sized paper. If you are printing on a different size, select "shrink to printable area" or "print to fit page" (or a similar option) in order for the contents of this unit to print correctly.

Copyright © 2017 by Lavinia Pop - All rights reserved by author.

Purchase of this item entitles the purchaser the right to reproduce the pages for personal and classroom use. Duplication for other classes, an entire school or commercial purposes is strictly prohibited without written permission from the author. Minor editing is permitted only for personal use, however the document remains under copyright even when edited. Posting this item in whole or in part on the Internet in any form is strictly prohibited and is a violation of the Digital Millennium Copyright Act (DMCA).

Please be fair and don't share! If you are not the original purchaser of this file, please visit my store to purchase a copy. [Kinder-Resources.com](https://www.Kinder-Resources.com)

let's connect!



[Kinder-Resources.com](https://www.Kinder-Resources.com)



[facebook.com/inmyworldlavinia](https://www.facebook.com/inmyworldlavinia)



[instagram.com/lavinia\\_pop\\_kinder\\_resources/](https://www.instagram.com/lavinia_pop_kinder_resources/)



[pinterest.com/lavinia\\_pop](https://www.pinterest.com/lavinia_pop)

# Introduction

## About this book

This book contains a collection of literacy games and activities intended for use in centers and small groups with children in Kindergarten (Prep).

Each activity includes a center label that can be printed and placed on the front of your storage device. Also included are "I can" center instructions to help children remember what to do. I have included a recording page at the end of each activity in order to have evidence of each child's work.

## Directions for use

### 1. *Thanksgiving pumpkins letter match*

To prepare this activity for use, print the cards, laminate them and then cut them apart. The aim of this activity is for children to match the upper case letter to the lower case letter.

### 2. *Thanksgiving alphabet puzzles*

Print, laminate and cut the puzzles into pieces, storing each puzzle in a separate bag. The aim is for children to arrange the puzzle pieces in alphabetical order to reveal the picture. The beginning letter for each puzzle has two stars.

### 3. *Thanksgiving clip the syllables*

To prepare this activity for use, print the cards, laminate them and then cut them apart. Household pegs, or other small clipping items such as unused hair clips or paper clips, can be used for this activity. The aim is for children to identify the number of syllables in each word.

### 4. *Thanksgiving turkey clip the beginning sound*

Print, laminate and cut out the picture cards. The aim of this activity is for children to correctly identify the beginning sound of each picture and to clip a clothes peg to show their answer. Alternatively, children can use dry-erase markers to color the correct beginning sound.

### 5. *Thanksgiving pumpkin pie middle sound sorting (CVC words)*

Print, laminate and cut out all the pieces. Attach velcro dots to the pans and the back of each pie piece. The aim of this activity is for children to read the word on each piece of pie and determine the missing middle sound, then sort it to the correct pie pan.

#### *6. Thanksgiving pumpkin and card ending sound sorting (CVC words)*

Print, laminate and cut out all the pieces. Attach small pegs to the pumpkins so that they can be clipped onto the wagons (optional). The aim of this activity is for children to read the word on each pumpkin and determine the missing ending sound, then sort it to the correct wagon.

#### *7. Thanksgiving turkey spin and rhyme*

Print, laminate and cut out all the cards. You will need to supply children with a paper clip and a pencil to make a spinner. Children begin by laying out in a row the brown header cards. They spin the pencil spinner on the turkey spinning card and read the word where it stops. Children then find a matching rhyming picture and place it under the brown card it rhymes with. This continues until all the cards have been used up.

#### *8. Thanksgiving write the room*

To prepare this activity, print, laminate and cut out all the vocabulary cards. Place the cards randomly around the room. Provide your children with a clip board with the recording page/s. The aim is for children to find the picture cards and write the word next to the matching picture on their recording page.

#### *9. Thanksgiving primer sight word turkey sorting*

To prepare this activity for use, print the cards, laminate them and then cut them apart. The aim of this activity is for children to match the sight words written in different fonts to the correct turkey. You can attach velcro dots or small pegs to the feathers.

#### *10. Thanksgiving sentence match*

Print the sentence strips and picture cards and then laminate them for durability. Cut along the dotted lines to separate them. The aim is for children to read the sentence and then find the matching picture.

Happy Teaching :)

Name: \_\_\_\_\_

**Letter Match** RECORDING PAGE

Write the matching lower case letter for each upper case letter.

f	k	e	i	c
F	K	E	I	C
n	z	v	p	m
N	Z	V	P	M
b	w	x	t	g
B	W	X	T	G
h	l	u	y	q
H	L	U	Y	Q
s	d	o	a	r
S	D	O	A	R

Name: \_\_\_\_\_

**Sentence Match** RECORDING PAGE

Write the matching sentence next to each picture.

	I like to eat apples.
	I like to eat corn.
	I like to eat pie.
	I like to eat beans.
	I like to eat turkey.
	I like to eat potatoes.

Name: \_\_\_\_\_

**Clip the Syllables** RECORDING PAGE

Select number of syllables for each card number.

1	1	2	3	10	1	2	3
2	1	2	3	10	1	2	3
3	1	2	3	10	1	2	3
4	1	2	3	10	1	2	3
5	1	2	3	10	1	2	3
6	1	2	3	10	1	2	3
7	1	2	3	10	1	2	3
8	1	2	3	10	1	2	3
9	1	2	3	10	1	2	3
10	1	2	3	10	1	2	3

Name: \_\_\_\_\_

**Middle Sounds** RECORDING PAGE

Write the words with the focus middle sound on a piece of paper.

fan, cab, hen, pig, pot, box, top, pad, dip, wig, zip, pig, kit, sub, cup, run, bun, bus, uns, bus
--

Name: \_\_\_\_\_

**Clip the Sound** RECORDING PAGE

Write the beginning sound for each card number on the turkey's funny.

V	C	B
P	T	P
P	J	P
N	C	T

Name: \_\_\_\_\_

**Sight Words** RECORDING PAGE

Write the sight words inside the feathers.

eat, do, get, ate, have, all, came, little, new, did, he, by, must, into, but, am, be, good

Name: \_\_\_\_\_

**Ending Sounds** RECORDING PAGE

Write the ending sound on the wagon and the words on the pumpkins.

cob, sub, cob, dad, bat, hid
bag, pig, peg, jam, gum, ram
hen, sun, van, zip, cup, map

Name: \_\_\_\_\_

**Write the Room** RECORDING PAGE

Write the word for each of the pictures below.

corn, friends, pie, pumpkin, beans, oven, roast turkey, family

Name: \_\_\_\_\_

**Spine and Rhyme** RECORDING PAGE

Write rhyming words for the pictures below.

pie	bread
sky	red
cry	shed
spy	sled
tie	thread



# Letter Match

I can

- 1 Match the lower case cupcake frosting with the upper case base.
- 2 Record my work.



Name: \_\_\_\_\_

By Lavinia Pop © 2017

### Letter Match RECORDING PAGE

Write the matching lower case letter for each upper case letter.

F	K	E	I	C	
N	Z	V	P	M	
B	W	X	T	G	
H	L	U	Y	Q	
S	D	O	A	J	R

Lavinia Pop © 2017

# Thanksgiving

Letter Match



Name: \_\_\_\_\_

By Lavinia Pop © 2017

### Letter Match RECORDING PAGE


Write the matching lower case letter for each upper case letter.

F	K	E	I	C	
N	Z	V	P	M	
B	W	X	T	G	
H	L	U	Y	Q	
S	D	O	A	J	R


Lavinia Pop © 2017



Lavinia Pop © 2017







# Alphabet Puzzles

I can

- 1 Spread the puzzle pieces of one color in front of me.
- 2 Find the puzzle piece with the letter surrounded by stars and place it at the front of the sequence.
- 3 Find the next letters and place them in order.
- 4 Record my work.



Name: \_\_\_\_\_

### Alphabet Puzzles RECORDING PAGE

Write the alphabet sequence for each picture.


Lavinia Pop © 2017

# Thanksgiving

## Alphabet Puzzles




Name: \_\_\_\_\_

### Alphabet Puzzles RECORDING PAGE

Write the alphabet sequence for each picture.


Lavinia Pop © 2017




O

N

M

L

K



J

I

H

G

F\*


17 Syllables



pilgrim

1  
2  
3

9 Syllables



Mayflower

1  
2  
3

20 Syllables



native

1  
2  
3


18 Syllables



harvest

1  
2  
3


1 Syllables



corn

1  
2  
3

6 Syllables



turkey

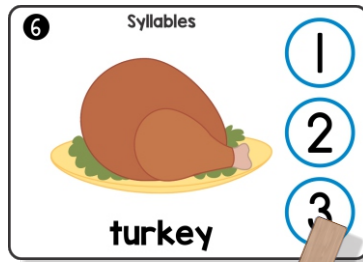
1  
2  
3



# Clip the Syllables

## I can

- 1 Say the name of the picture on my card.
- 2 Clap and count the syllables.
- 3 Clip a peg on a number to show how many syllables.
- 4 Record my work.



Name: \_\_\_\_\_

By Lavinia Pop © 2017

### Clip the Syllables RECORDING PAGE


Select number of syllables for each card number.

1	1	2	3	11	1	2	3
2	1	2	3	12	1	2	3
3	1	2	3	13	1	2	3
4	1	2	3	14	1	2	3
5	1	2	3	15	1	2	3
6	1	2	3	16	1	2	3
7	1	2	3	17	1	2	3
8	1	2	3	18	1	2	3
9	1	2	3	19	1	2	3
10	1	2	3	20	1	2	3

Lavinia Pop © 2017

# Thanksgiving

## Clip the Syllables



Name: \_\_\_\_\_

By Lavinia Pop © 2017

### Clip the Syllables RECORDING PAGE


Select number of syllables for each card number.

1	1	2	3	11	1	2	3
2	1	2	3	12	1	2	3
3	1	2	3	13	1	2	3
4	1	2	3	14	1	2	3
5	1	2	3	15	1	2	3
6	1	2	3	16	1	2	3
7	1	2	3	17	1	2	3
8	1	2	3	18	1	2	3
9	1	2	3	19	1	2	3
10	1	2	3	20	1	2	3

Lavinia Pop © 2017

1

Syllables



1

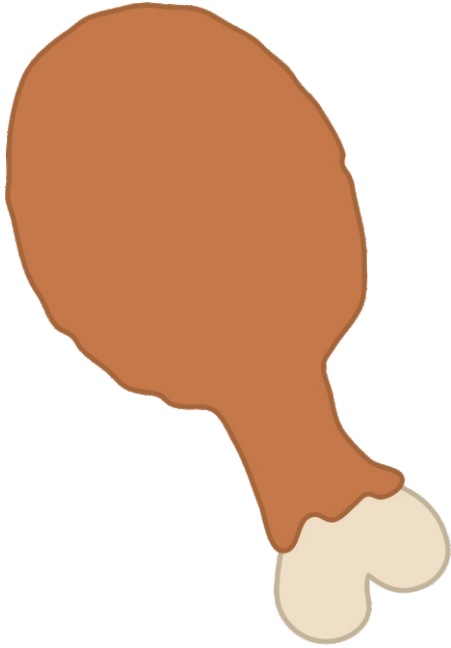
2

3

**corn**

2

Syllables



1

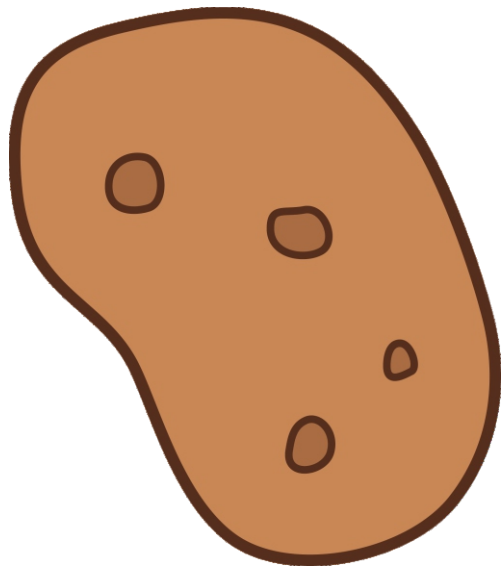
2

3

**drumstick**

3

Syllables



1

2

3

**potato**

4

Syllables



1

2

3

**beans**



Kinder-Resources.com





Kinder-Resources.com

# Clip the Sound

I can



- 1 Select a card.
- 2 Say the name of the picture on the card.
- 3 Listen to the sound at the beginning of the word.
- 4 Clip a peg on the letter that says the sound.
- 5 Record my work.



Lavinia Pop © 2017



# Thanksgiving

Clip  
the  
Sound



Lavinia Pop © 2017




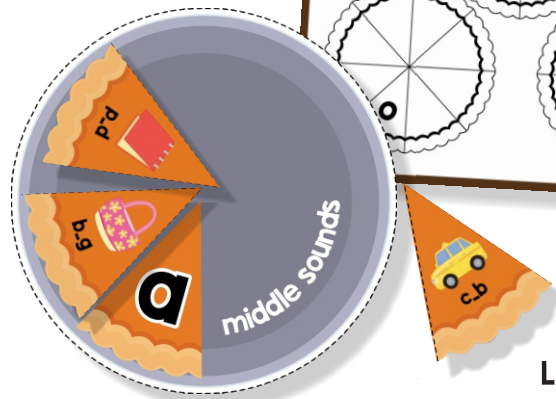




# Middle Sounds

I can


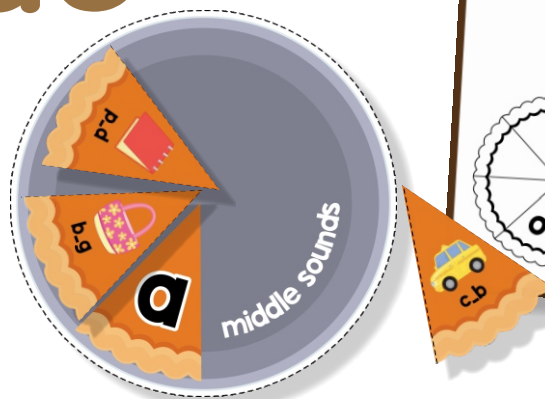
- 1 Place the pans in a row.
- 2 Select a pie card and say the name of the picture.
- 3 Listen to the sound in the middle of the word.
- 4 Sort it to the correct pan.
- 5 Record my work.




Lavinia Pop © 2017

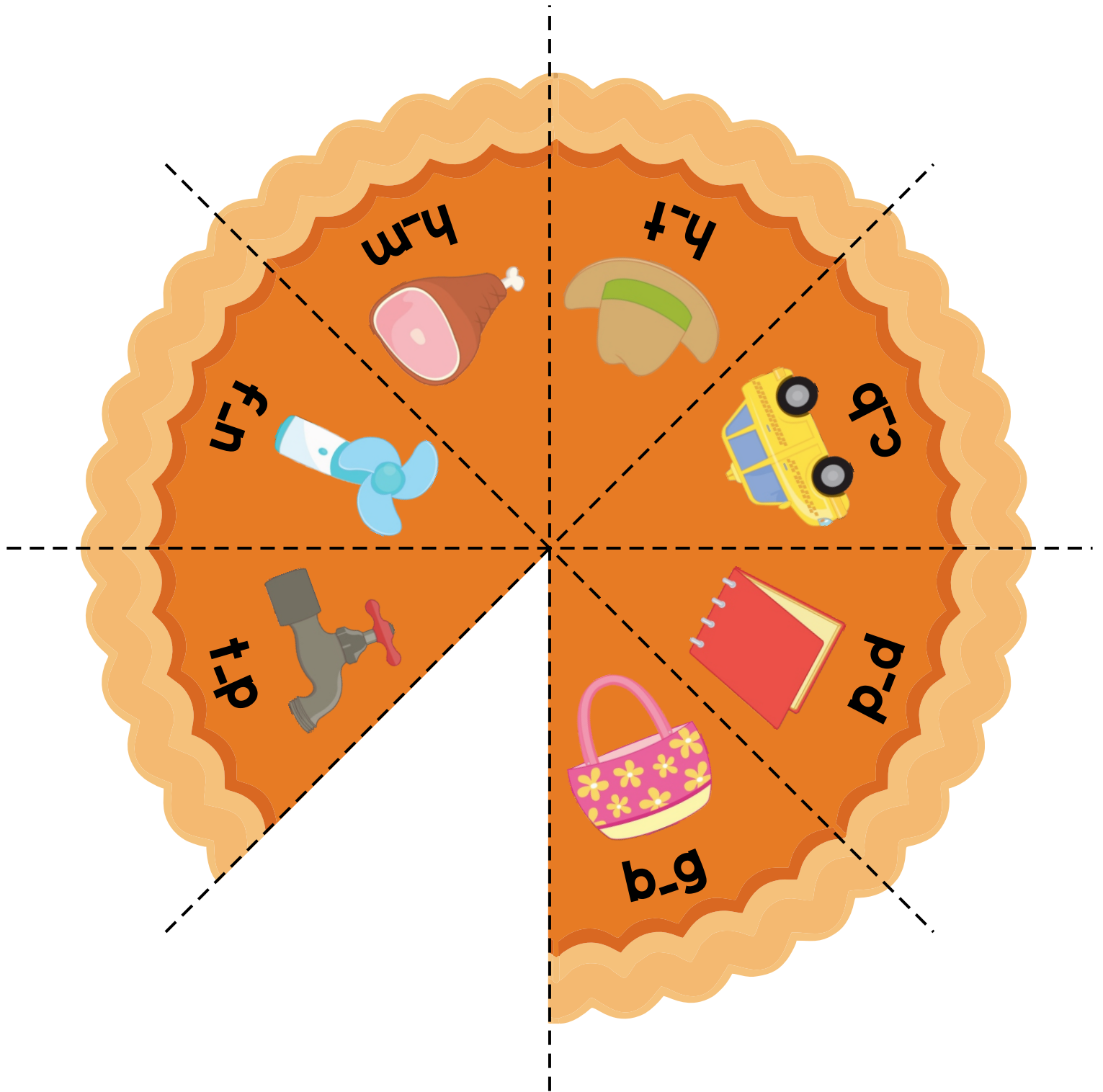
# Thanksgiving

## Middle Sounds



Lavinia Pop © 2017







# Ending Sounds

I can



1 Place the wagons in a row.

2 Select a pumpkin card and say the name of the picture.

3 Listen to the sound at the end of the word.



4 Sort it to the correct wagon.

5 Record my work.




Lavinia Pop © 2017


# Thanksgiving Ending Sounds



Lavinia Pop © 2017




CO\_



SU\_



ca\_



--b



da\_



be\_



hi\_



--d








# Spin and Rhyme


I can

- 1 Place the brown cards in a row.
- 2 Make a spinner with a pencil and paper clip and put it in the middle of the spinning card.
- 3 Spin the spinner and read the word where it stops.
- 4 Find a word that rhymes with it.
- 5 Record my work.

  
bread

  
pie



  
sky

  
shed

Name: \_\_\_\_\_



**Spin and Rhyme** RECORDING PAGE

Write rhyming words for the pictures below.

 pie	 bread

Lavinia Pop © 2017



# Thanksgiving Spin and Rhyme



Name: \_\_\_\_\_

**Spin and Rhyme** RECORDING PAGE

Write rhyming words for the pictures below.

 pie	 bread


17 Syllables



pilgrim

1  
2  
3

9 Syllables



Mayflower

1  
2  
3

20 Syllables



native

1  
2  
3


18 Syllables



harvest

1  
2  
3


1 Syllables



corn

1  
2  
3

6 Syllables



turkey


1  
2  
3



# Write the Room

## I can










- 1 Read the word on the card.
- 2 Find its picture on my recording page and write it on the writing line.



Name: \_\_\_\_\_

### Write the Room RECORDING PAGE

Write the word for each of the pictures below.


- 
- 
- 
- 
- 
- 
- 
- 
- 

By Lavinia Pop © 2017

Lavinia Pop © 2017

# Thanksgiving










## Write the Room



Name: \_\_\_\_\_

### Write the Room RECORDING PAGE

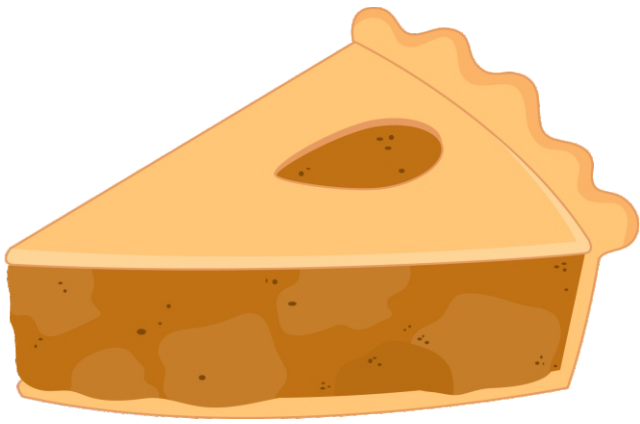
Write the word for each of the pictures below.

- 
- 
- 
- 
- 
- 
- 
- 
- 

By Lavinia Pop © 2017

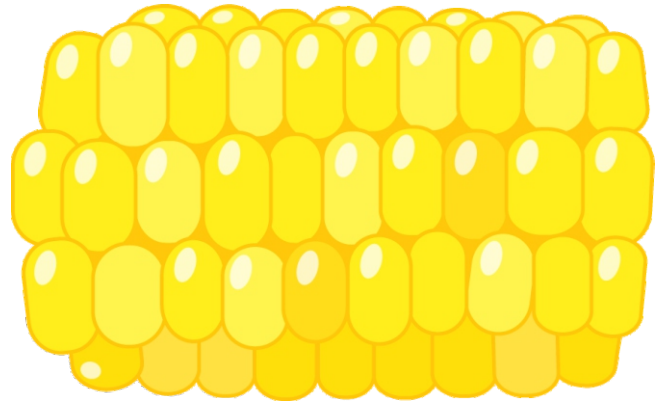
Lavinia Pop © 2017

Write the Room



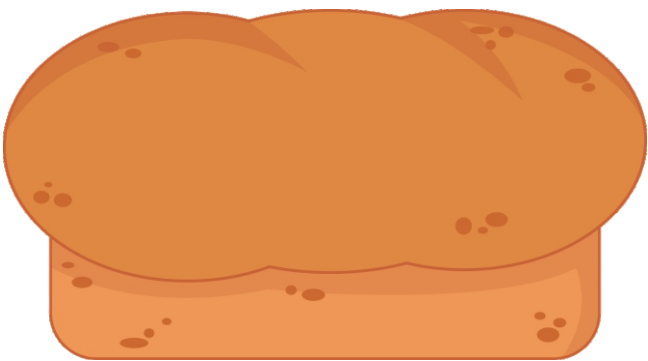
pie

Write the Room




corn

Write the Room



bread

Write the Room

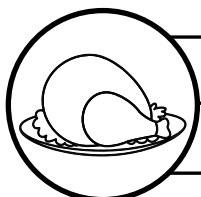

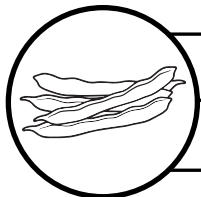
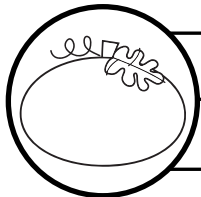


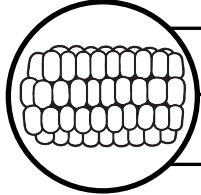


beans

Name:

# Write the Room RECORDING PAGE

Write the word for each of the pictures below.





# Sight Words

## I can

- 1 Pick a feather card and read the word on it.
- 2 Sort it to the correct turkey.
- 3 Record my work.



Lavinia Pop © 2017

# Thanksgiving

## Sight Words



Lavinia Pop © 2017





came

*came*

came

came



did

*did*

did

did

**I like to eat beans.**



**I like to eat potatoes.**



**I like to eat apples.**



**I like to eat turkey.**



**I like to eat corn.**



**I like to eat pie.**



# Sentence Match

I can

- 1 Read the sentence on my card.
- 2 Find the picture card that matches.
- 3 Record my work.

I like to eat pie.









Name: \_\_\_\_\_

By Lavinia Pop © 2017

### Sentence Match RECORDING PAGE

Write the matching sentence next to each picture.

	_____
	_____
	_____
	_____
	_____
	_____

Lavinia Pop © 2017

# Thanksgiving

## Sentence Match

I like to eat pie.








Name: \_\_\_\_\_

By Lavinia Pop © 2017

### Sentence Match RECORDING PAGE

Write the matching sentence next to each picture.

	_____
	_____
	_____
	_____
	_____
	_____

Lavinia Pop © 2017