




Thanksgiving PRESCHOOL

C E N T E R S



Thank you for downloading this product; I hope you will enjoy using it and that it will be a valuable resource for you! I value your feedback, so please don't hesitate to contact me if you have any concerns whatsoever as I will endeavour to address them. And if you like what I've done, please let me know by leaving feedback at my online store :)

Lavinia

lavinia@kinder-resources.com

ILLUSTRATIONS Kari Bolt, Little Red, Hidesy's Clipart, Dancing Crayon Designs, Whimsy Clips, PartyHead Graphics, Ramona Majdis, Zip-a-Dee-doo-dah-Designs, Bunny on a Cloud, Krista Wallden - Creative Clips, Creating4 the Classroom, Rainbow Sprinkle Studio - Sasha Mitten, First Class Clipart, Erin Colleen Design

teacherspayteachers.com/Store/Kari-Bolt teacherspayteachers.com/Store/Littered teacherspayteachers.com/Store/Hidesys-Clipart
dancingcrayon.com teacherspayteachers.com/Store/Whimsy-Clips teacherspayteachers.com/Store/Partyhead-Graphics
teacherspayteachers.com/Store/Ramona-Majdis teacherspayteachers.com/Store/Zip-a-dee-doo-dah-Designs
teacherspayteachers.com/Store/Bunny-On-A-Cloud teacherspayteachers.com/Store/Krista-Wallden-Creative-Clips
teacherspayteachers.com/Store/Creating4-The-Classroom teacherspayteachers.com/Store/Rainbow-Sprinkle-Studio-Sasha-Mitten
teacherspayteachers.com/Store/First-Class-Clipart teacherspayteachers.com/Store/Erin-Colleen-Design

This packet contains Images used under license from Shutterstock.com

FONTS schoolfonts.com.au teacherspayteachers.com/Store/Kimberly-Geswein-Fonts
teacherspayteachers.com/Store/Ramonam-Graphics

PRINTING TIP This resource has been designed for printing on A4-sized paper. If you are printing on a different size, select "shrink to printable area" or "print to fit page" (or a similar option) in order for the contents of this unit to print correctly.

Copyright © 2016 by Lavinia Pop - All rights reserved by author.

Purchase of this item entitles the purchaser the right to reproduce the pages for personal and classroom use. Duplication for other classes, an entire school or commercial purposes is strictly prohibited without written permission from the author. Minor editing is permitted only for personal use, however the document remains under copyright even when edited. Posting this item in whole or in part on the Internet in any form is strictly prohibited and is a violation of the Digital Millennium Copyright Act (DMCA).

Please be fair and don't share! If you are not the original purchaser of this file, please visit my store to purchase a copy. Kinder-Resources.com

let's connect!



Kinder-Resources.com



facebook.com/inmyworldlavinipop



instagram.com/inmyworld_lavinipop



pinterest.com/lavinipop

Introduction

About this book

This book contains a collection of printable activities for use with children in Preschool, Pre-Kindergarten, Transitional Kindergarten and Kindergarten (Prep).

Directions for use

Following is an outline of the activities included in this unit and suggestions for preparation and use.

1. Turkey beginning sounds and letter match (26 pages)

To prepare the activity for use, print and then laminate the pages for durability. Cut out all the pieces. Attach adhesive magnets to the back of each turkey body and on the ends of the turkey feathers (optional).

The aim of this activity is for children to identify and match all the lower case letters and beginning sound pictures to the correct turkey.

2. Pre-primer Thanksgiving cornucopia sight words (40 sight words)

To prepare the cards for use, print, laminate them for durability and then cut them apart. Using a hot glue gun, glue each vegetable to the end of a clothes peg.

The aim of this activity is for children to match the sight words from the various vegetables to the correct cornucopia.

3. Corn number match (1-10)

To prepare the activity for use, print and then laminate the pages for durability. Cut out all the pieces. Using a hot glue gun, glue the corn to the end of a clothes peg.

The aim of this activity is for children to identify and match all the number representations to the corn stalk.

4. Pumpkin pie filling shape match (4 pages)

To prepare the activity for use, print, laminate the pages for durability and then cut out the pies and whipped cream.

The aim of this activity is for children to match the frosting shape to the matching every-day objects inside the pumpkin pie.

5. Turkey feathers color sorting (11 pages)

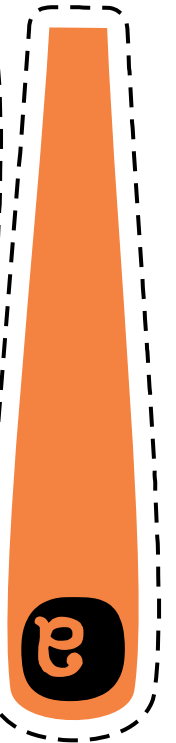

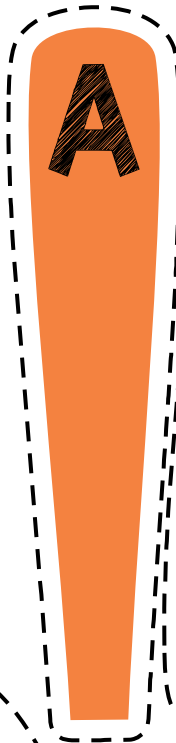
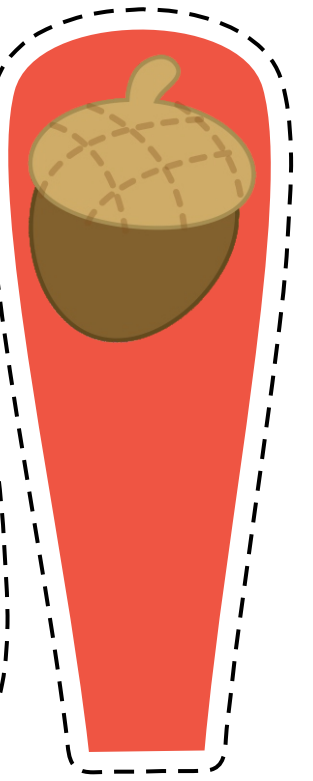
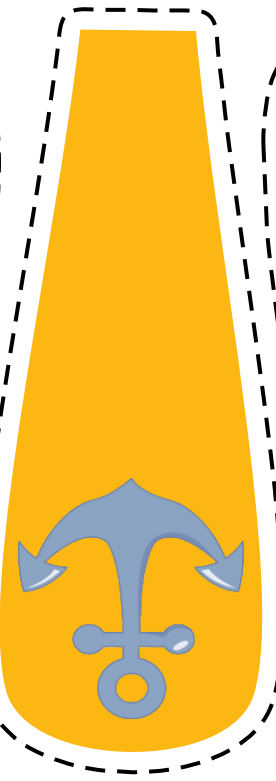

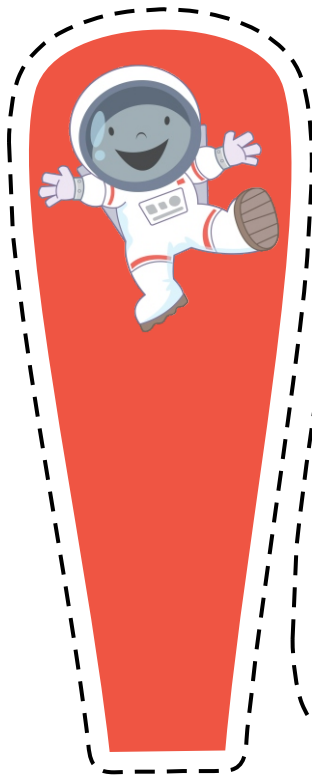
To prepare the activity for use, print and then laminate the pages for durability. Cut out all the pieces. Attach adhesive magnets to the back of each turkey body and on the ends of the turkey feathers (optional).



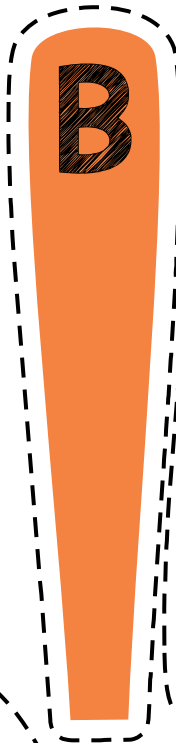
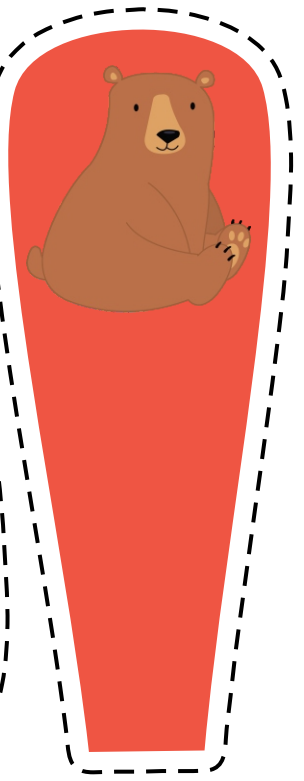

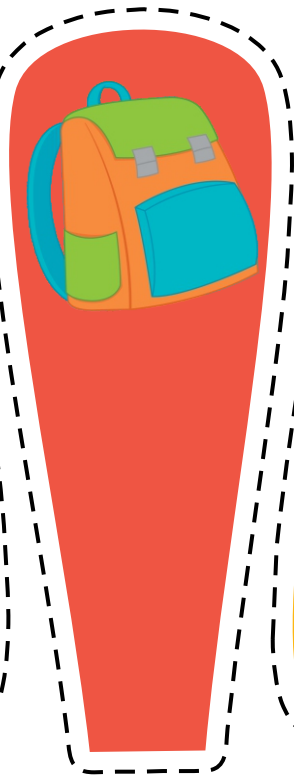

The aim of this activity is for children to match the differently coloured feathers to the correct turkey.


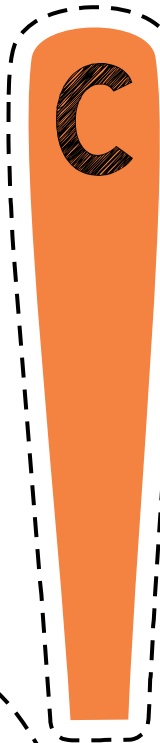

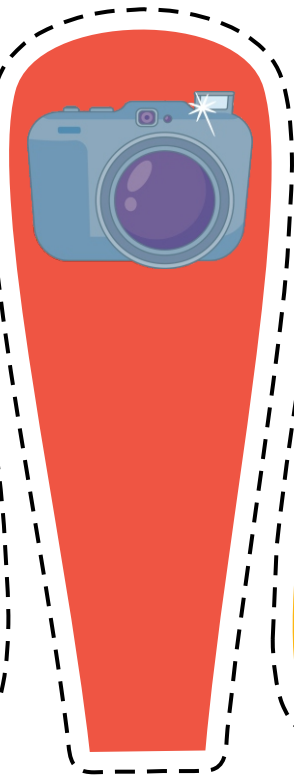

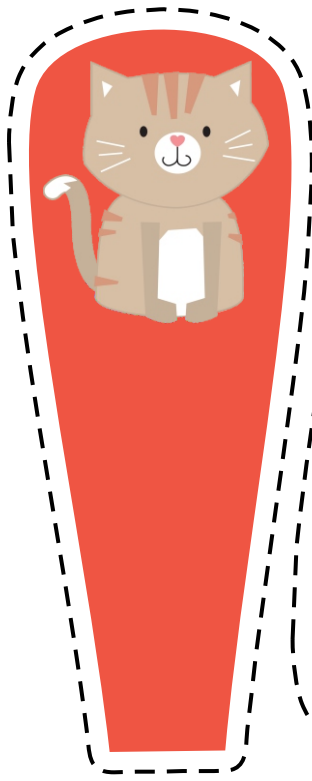
Happy Teaching :)


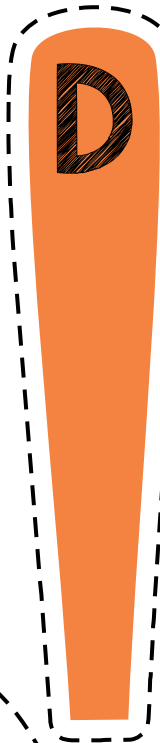
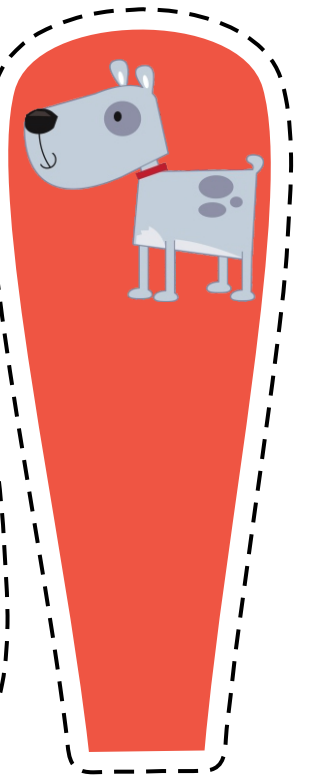
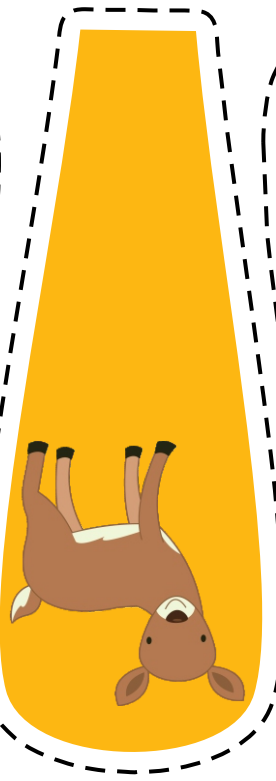

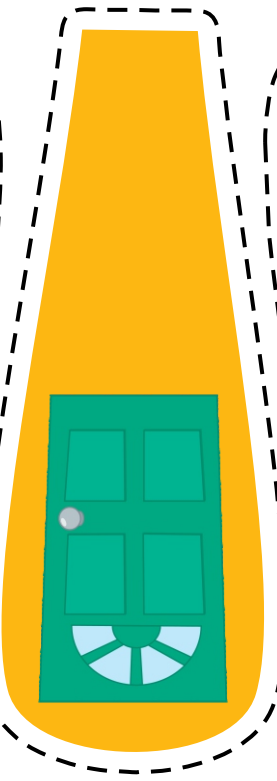



In My World

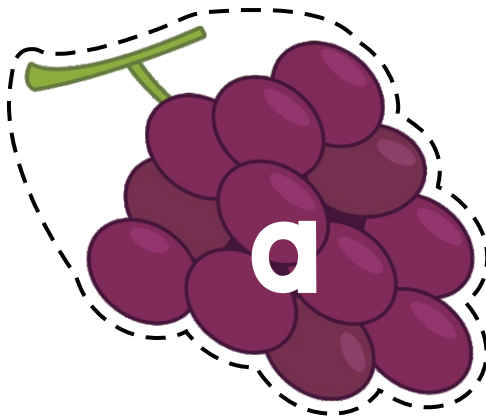








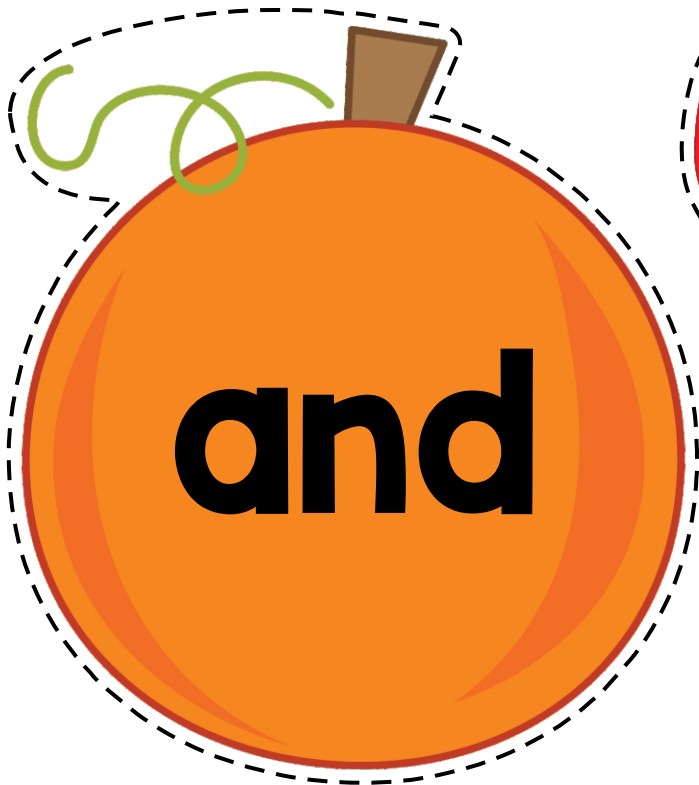


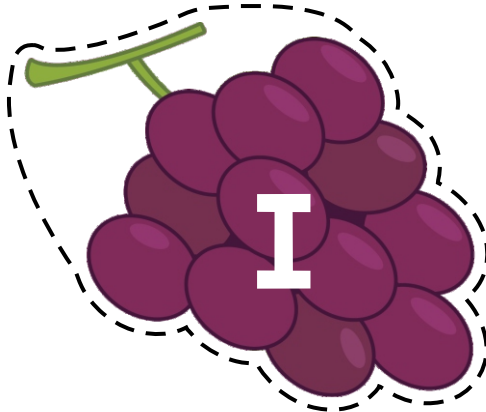







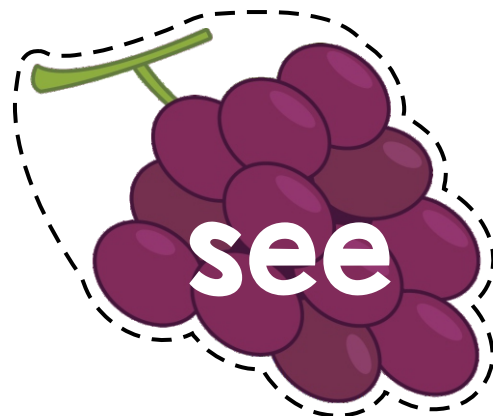


and






see










one

Lavinia Pop © 2016




Lavinia Pop © 2016




Lavinia Pop © 2016





Lavinia Pop © 2016



Lavinia Pop © 2016



In My World



