

Pumpkin PRESCHOOL WORKSHEETS & ACTIVITIES

Name: _____

Number Match 1
Cut and paste the numbers in the correct box.

4
3
5

Name: _____

Matching
Cut and paste the pieces to complete each picture.

Name: _____

What Doesn't Belong?
Circle the picture that doesn't belong.

Pumpkin Life Cycle

Name: _____

Name: _____

Number Tracing 1
Color the pictures and trace the numbers.

	1	1	1
	2	2	2
	3	3	3

Name: _____

Alphabet Tracing 1
Color the pictures and trace the letters.

	Aa	Aa
	Bb	Bb
	Cc	Cc


Name: _____

Beginning Sounds 1
Cut and paste the pictures under the matching letter.

Name: _____

Letters in My Name
Color the letters that make up your name.

My name is: _____



Thank you for downloading this product; I hope you will enjoy using it and that it will be a valuable resource for you! I value your feedback, so please don't hesitate to contact me if you have any concerns whatsoever as I will endeavour to address them. And if you like what I've done, please let me know by leaving feedback at my online store :)

Lavinia

lavinia@kinder-resources.com

ILLUSTRATIONS Kari Bolt, Little Red, Hidesy's Clipart, Dancing Crayon Designs, Whimsy Clips, PartyHead Graphics, Ramona Majdis, Zip-a-Dee-doo-dah-Designs, Bunny on a Cloud, Krista Wallden - Creative Clips, Creating4 the Classroom, Rainbow Sprinkle Studio - Sasha Mitten, First Class Clipart, Erin Colleen Design

teacherspayteachers.com/Store/Kari-Bolt teacherspayteachers.com/Store/Littered teacherspayteachers.com/Store/Hidesys-Clipart
dancingcrayon.com teacherspayteachers.com/Store/Whimsy-Clips teacherspayteachers.com/Store/Partyhead-Graphics
teacherspayteachers.com/Store/Ramona-Majdis teacherspayteachers.com/Store/Zip-a-dee-doo-dah-Designs
teacherspayteachers.com/Store/Bunny-On-A-Cloud teacherspayteachers.com/Store/Krista-Wallden-Creative-Clips
teacherspayteachers.com/Store/Creating4-The-Classroom teacherspayteachers.com/Store/Rainbow-Sprinkle-Studio-Sasha-Mitten
teacherspayteachers.com/Store/First-Class-Clipart teacherspayteachers.com/Store/Erin-Colleen-Design

This packet contains Images used under license from Shutterstock.com

FONTS schoolfonts.com.au teacherspayteachers.com/Store/Kimberly-Geswein-Fonts
teacherspayteachers.com/Store/Ramonam-Graphics

PRINTING TIP This resource has been designed for printing on A4-sized paper. If you are printing on a different size, select "shrink to printable area" or "print to fit page" (or a similar option) in order for the contents of this unit to print correctly.

Copyright © 2023 by Lavinia Pop - All rights reserved by author.

Purchase of this item entitles the purchaser the right to reproduce the pages for personal and classroom use. Duplication for other classes, an entire school or commercial purposes is strictly prohibited without written permission from the author. Minor editing is permitted only for personal use, however the document remains under copyright even when edited. Posting this item in whole or in part on the Internet in any form is strictly prohibited and is a violation of the Digital Millennium Copyright Act (DMCA).

Please be fair and don't share! If you are not the original purchaser of this file, please visit my store to purchase a copy. Kinder-Resources.com

let's connect!



Kinder-Resources.com



facebook.com/inmyworldlavinipop



instagram.com/inmyworld_lavinipop



pinterest.com/lavinipop

Introduction

About this book

This book contains a collection of pumpkin themed worksheets for use with children in Preschool, Pre-Kindergarten, Transitional Kindergarten and Kindergarten (Prep/Foundation).

Following is an outline of the activities included in this unit and suggestions for use.

Pumpkin Seed Letters in My Name

Children color the letters that make up their name.

Pumpkin Cut and Paste Fun

Children will cut out the different items and paste them together to make a pumpkin.

Pumpkin Pasting Fun

Materials needed: orange and green torn tissue paper

Children will paste torn tissue paper to fill in the pumpkin.

Pumpkin Pre-Writing Practice

Children will trace the lines inside each of the four pumpkins.

Girl with Pumpkin Tracing Fun

Children will trace along the dashed lines and then color the picture.

Alphabet Tracing (5 pages)

Children will trace the upper and lower case letters and color the pictures.

Pumpkin and Wagon Letter Sorting (7 pages)

Children will cut and paste the pumpkins in the correct wagon.

Pumpkin Missing Letters (2 pages)

Children will cut and paste the missing letters in the correct boxes.

Pumpkin Beginning Sounds (7 pages)

Children will cut and paste the pictures under the correct beginning sound.

Syllables

Children will color the number that shows how many syllables are in each word.

Rhyming Words

Children will circle the picture that rhymes with the first one in each row.

CVC Words

Children will circle the word that matches the picture.

Pumpkins Seeds Sight Words (5 pages)

Children will cut and paste the sight words on the matching pumpkin seeds.

Pumpkins Life Cycle Emergent Reader (color and B&W) with comprehension questions

Children will read the reader and answer the comprehension questions. Two options of the comprehension page are included: one with picture support and one without.

What is Different?

Children will circle the picture that is different in each row.

What Doesn't Belong?

Children will circle the picture that doesn't belong in each row.

Sorting Pumpkins and Not Pumpkins

Children will cut out the food items from the bottom of the page and paste them in the correct category.

Making Pumpkin Pie Sequencing

Children will cut out the pictures from the side of the page and paste them in order to show the order of events.

Pumpkin Patch Read and Color

Children will color the picture following the instructions at the bottom the page.

Pumpkins in the Field Number Tracing (2 pages)

Children will trace the numbers and color the pictures.

Pumpkin Seed Counting

Children will count the pumpkin seeds and color the circle with the correct number.

Pumpkins Seed Number Match (2 pages)

Children will cut out the numbers from the side of the page and paste them in the correct boxes.

Pumpkin Number Sense (5 pages)

Children will cut out the different number representations and paste them in the correct boxes.

Missing Numbers

Children will cut out the numbers from the side of the page and paste them in the empty boxes to complete the number sequences.

Pumpkin Number Order (2 pages)

Children will cut out the puzzle strips from the bottom of the page and paste them in order to reveal the picture.

Pumpkins Count and Graph

Children count how many of each picture and complete the graph.

Pumpkin Shapes

Children will use the code to color the different shapes.

Pumpkin Stack Height Order

Children will cut and paste the stacked apples from shortest to tallest.

Weight

Children will color the pictures and circle the object that is heavier.

Matching

Children will cut and paste the missing halves to complete each picture.

Fox and Pumpkin Prepositions

Children color the word that shows the position of the fox.

Pumpkin Patterns (AB)

Children will cut out the pictures from the bottom of the page and paste them in the correct box to complete each pattern.

Happy Teaching :)

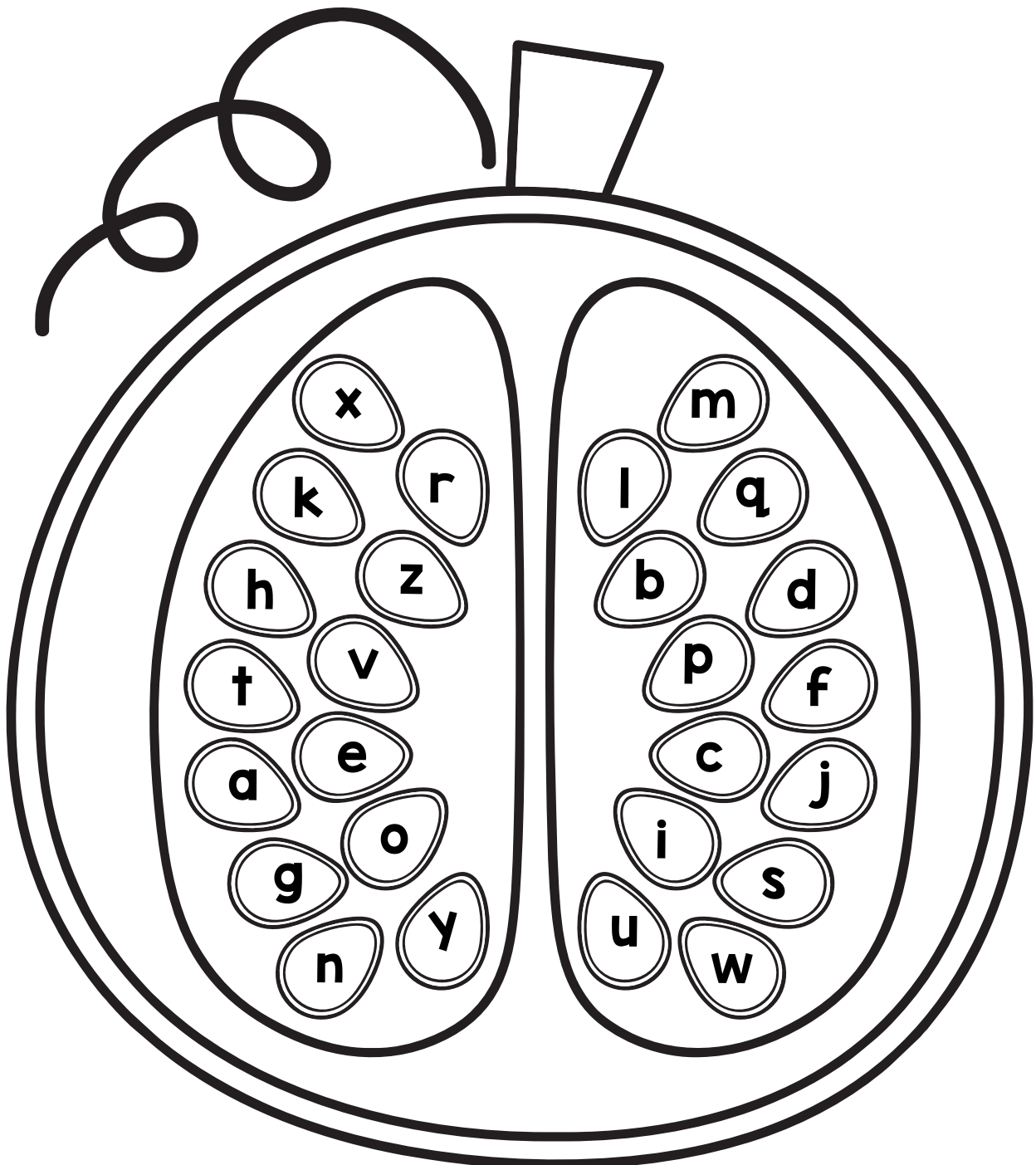
Name:



Letters in My Name

Color the letters that make up your name.

My name is:


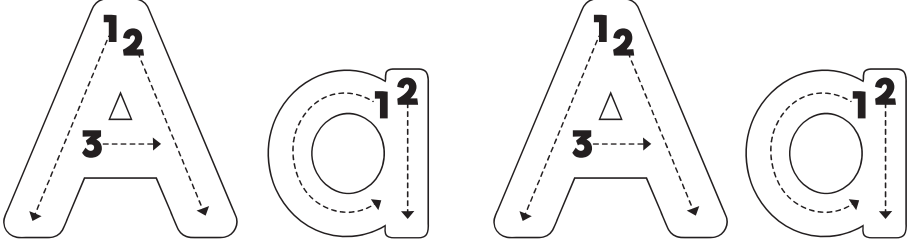

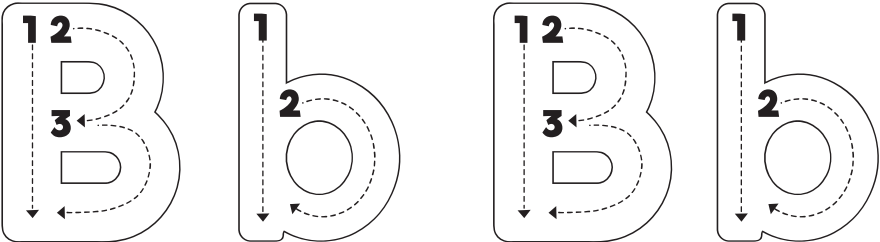

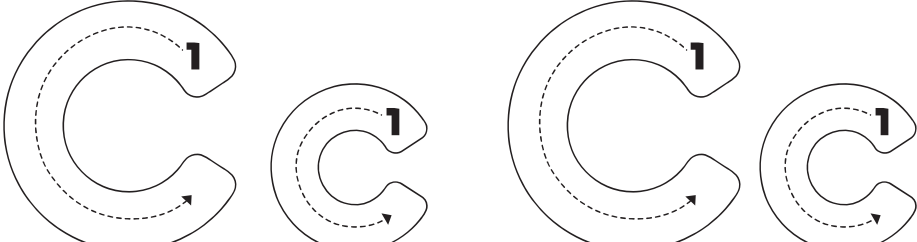

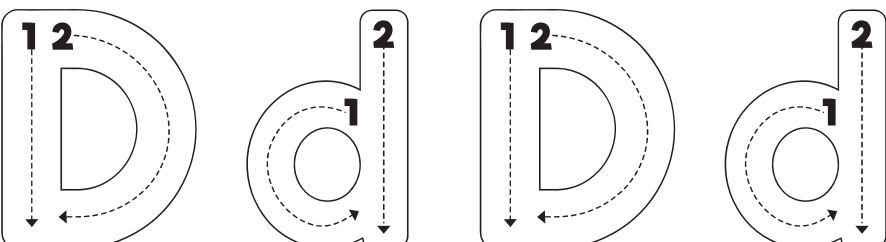

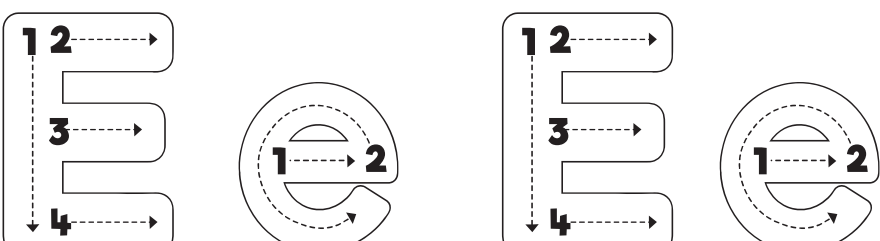


Name: _____



Alphabet Tracing 1

Color the pictures and trace the letters.

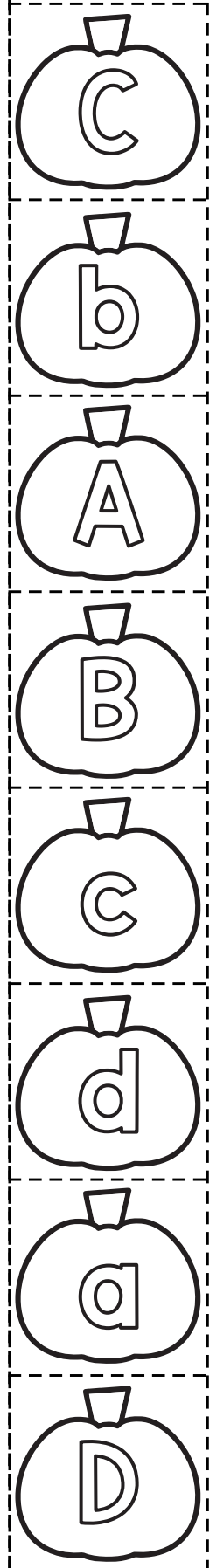



	
	
	
	
	

Name: _____




Letter Sorting 1

Color, cut and paste the pumpkins in the correct wagons.










Name: _____



Beginning Sounds 1

Cut and paste the pictures under the matching letter.




Name: _____



CVC Words

Circle the word that matches the picture.

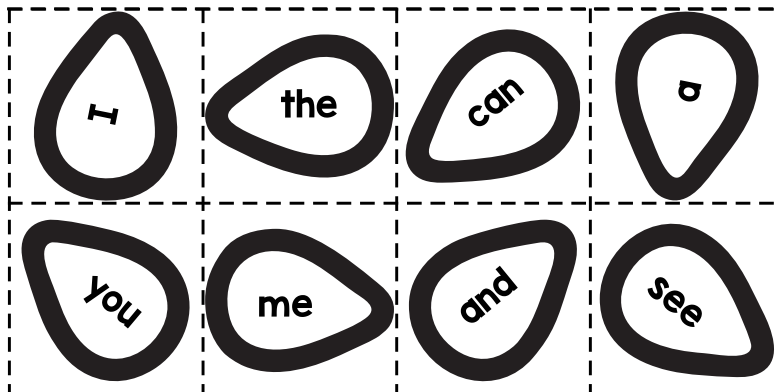




Name:



Sight Words 1

Cut and glue the seeds to make a match.

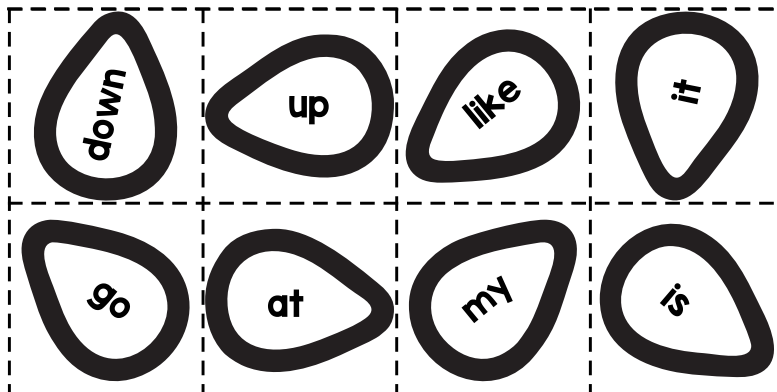



Name: _____



Sight Words 2

Cut and glue the seeds to make a match.




Pumpkin Life Cycle



Name

Lavinia Pop © 2023



I see the seeds.

Pumpkin Life Cycle



Name

Lavinia Pop © 2023




I see the seeds.

Name: _____



Reading Comprehension

Answer the questions.




1. What is the book about?

- A** Pumpkin life cycle
- B** Seeds life cycle




2. What do I see first?

- A** sprout
- B** seeds



3. What do I see after the sprout?

- A** the vine
- B** the flower



4. What do I see last?

- A** the pumpkin
- B** the sprout




Name:



Reading Comprehension

Answer the questions.



1. What is the book about?

- A Pumpkin life cycle
- B Seeds life cycle

2. What do I see first?

- A sprout
- B seeds

3. What do I see after the sprout?

- A the vine
- B the flower

4. What do I see last?


- A the pumpkin
- B the sprout

Name: _____




Counting


Count the pumpkin seeds. Color the circle with the correct number.




1
2
3

A cartoon pumpkin with a smiling face and a stem with two leaves. It has two seeds inside. To its right are three circles containing the numbers 1, 2, and 3.


2
3
4

A cartoon pumpkin with a smiling face and a stem with two leaves. It has three seeds inside. To its right are three circles containing the numbers 2, 3, and 4.


4
5
6

A cartoon pumpkin with a smiling face and a stem with two leaves. It has five seeds inside. To its right are three circles containing the numbers 4, 5, and 6.

5
6
7

A cartoon pumpkin with a smiling face and a stem with two leaves. It has six seeds inside. To its right are three circles containing the numbers 5, 6, and 7.

7
8
9

A cartoon pumpkin with a smiling face and a stem with two leaves. It has eight seeds inside. To its right are three circles containing the numbers 7, 8, and 9.

8
9
10

A cartoon pumpkin with a smiling face and a stem with two leaves. It has ten seeds inside. To its right are three circles containing the numbers 8, 9, and 10.











Name: _____



Number Match 1

Cut and paste the numbers in the correct box.










Name:

--



Number Sense 1

Cut and paste the different ways to show the numbers in the correct boxes.



--	--	--



--	--	--








Name:




Number Order 1-5

Cut and paste the number strips in order.

--	--	--	--	--

 1	 4	 3	 2	 5
---	---	--	---	---

Name:



Height Order

Cut and paste the stacks of pumpkin from shortest to tallest.

--	--	--	--	--

