

Thanksgiving PRESCHOOL WORKSHEETS & ACTIVITIES

Name: _____

Sequencing
Paste the pictures in order.

1
2
3
4

Cut out the pictures and paste them to show the order of events.

Name: _____

Number Match 1
Cut and paste the numbers in the correct box.

5
1
2
4
3

Name: _____

Beginning Sounds 1
Color the correct beginning sound for each word.

	a	b	c
	n	o	p
	s	t	u

Turkey Naturewalk

Name: _____

Name: _____

Prepositions
Color to show what is...

in	on
under	between

Name: _____

Alphabet Tracing 1
Color the pictures and trace the letters in each row.

	A	A	a	a
	B	B	b	b
	C	C	c	c
	D	D	d	d
	E	E	e	e
	F	F	f	f
	G	G	g	g
	H	H	h	h
	I	I	i	i

Name: _____

Letters in My Name
Color the letters that make up your name. Write your name on the line at the bottom of the page.



Thank you for downloading this product; I hope you will enjoy using it and that it will be a valuable resource for you! I value your feedback, so please don't hesitate to contact me if you have any concerns whatsoever as I will endeavour to address them. And if you like what I've done, please let me know by leaving feedback at my online store :)

Lavinia

lavinia@kinder-resources.com

ILLUSTRATIONS Kari Bolt, Little Red, Hidesy's Clipart, Dancing Crayon Designs, Whimsy Clips, PartyHead Graphics, Ramona Majdis, Zip-a-Dee-doo-dah-Designs, Bunny on a Cloud, Krista Wallden - Creative Clips, Creating4 the Classroom, Rainbow Sprinkle Studio - Sasha Mitten, First Class Clipart, Erin Colleen Design

[teacherspayteachers.com/Store/Kari-Bolt](https://www.teacherspayteachers.com/Store/Kari-Bolt) [teacherspayteachers.com/Store/Littered](https://www.teacherspayteachers.com/Store/Littered) [teacherspayteachers.com/Store/Hidesys-Clipart](https://www.teacherspayteachers.com/Store/Hidesys-Clipart)
[dancingcrayon.com](https://www.dancingcrayon.com) [teacherspayteachers.com/Store/Whimsy-Clips](https://www.teacherspayteachers.com/Store/Whimsy-Clips) [teacherspayteachers.com/Store/Partyhead-Graphics](https://www.teacherspayteachers.com/Store/Partyhead-Graphics)
[teacherspayteachers.com/Store/Ramona-Majdis](https://www.teacherspayteachers.com/Store/Ramona-Majdis) [teacherspayteachers.com/Store/Zip-a-dee-doo-dah-Designs](https://www.teacherspayteachers.com/Store/Zip-a-dee-doo-dah-Designs)
[teacherspayteachers.com/Store/Bunny-On-A-Cloud](https://www.teacherspayteachers.com/Store/Bunny-On-A-Cloud) [teacherspayteachers.com/Store/Krista-Wallden-Creative-Clips](https://www.teacherspayteachers.com/Store/Krista-Wallden-Creative-Clips)
[teacherspayteachers.com/Store/Creating4-The-Classroom](https://www.teacherspayteachers.com/Store/Creating4-The-Classroom) [teacherspayteachers.com/Store/Rainbow-Sprinkle-Studio-Sasha-Mitten](https://www.teacherspayteachers.com/Store/Rainbow-Sprinkle-Studio-Sasha-Mitten)
[teacherspayteachers.com/Store/First-Class-Clipart](https://www.teacherspayteachers.com/Store/First-Class-Clipart) [teacherspayteachers.com/Store/Erin-Colleen-Design](https://www.teacherspayteachers.com/Store/Erin-Colleen-Design)

This packet contains Images used under license from Shutterstock.com

FONTS [schoolfonts.com.au](https://www.schoolfonts.com.au) [teacherspayteachers.com/Store/Kimberly-Geswein-Fonts](https://www.teacherspayteachers.com/Store/Kimberly-Geswein-Fonts)
[teacherspayteachers.com/Store/Ramonam-Graphics](https://www.teacherspayteachers.com/Store/Ramonam-Graphics)

PRINTING TIP This resource has been designed for printing on A4-sized paper. If you are printing on a different size, select "shrink to printable area" or "print to fit page" (or a similar option) in order for the contents of this unit to print correctly.

Copyright © 2021 by Lavinia Pop - All rights reserved by author.

Purchase of this item entitles the purchaser the right to reproduce the pages for personal and classroom use. Duplication for other classes, an entire school or commercial purposes is strictly prohibited without written permission from the author. Minor editing is permitted only for personal use, however the document remains under copyright even when edited. Posting this item in whole or in part on the Internet in any form is strictly prohibited and is a violation of the Digital Millennium Copyright Act (DMCA).

Please be fair and don't share! If you are not the original purchaser of this file, please visit my store to purchase a copy. [Kinder-Resources.com](https://www.Kinder-Resources.com)

let's connect!



[Kinder-Resources.com](https://www.Kinder-Resources.com)



[facebook.com/inmyworldlavinipop](https://www.facebook.com/inmyworldlavinipop)



[instagram.com/inmyworld_lavinipop](https://www.instagram.com/inmyworld_lavinipop)



[pinterest.com/lavinipop](https://www.pinterest.com/lavinipop)

INTRODUCTION

About this book

This book contains a collection of Thanksgiving-themed worksheets for use with children in Preschool, Pre-Kindergarten, Transitional Kindergarten and Kindergarten (Prep/Foundation).

Following is an outline of the activities included in this unit and suggestions for use.

Turkey Feather Letters in My Name

Children color the turkey feathers that contain the letters in their names.

Turkey Feather Cutting Practice

Children will cut along the dashed lines to make feathers for the turkey.

Cornucopia Cut and Paste Fun

Children will cut out the different food items and paste them on the cornucopia.

Turkey Pasting Fun

Materials needed: tissue paper

Children will glue scrunched up tissue paper on the turkey feathers.

Turkey Football Pre-Writing Practice (2 pages)

Children will follow the path from one side of the page to the other.

Thanksgiving Tracing Fun (5 pages)

Children will trace along the dashed lines and then colour the picture.

Alphabet Tracing (2 pages)

Children will trace both upper and lower case letters and colour the pictures.

Turkey Feather Alphabet Matching (5 pages)

Children will colour each turkey feather that matches the letter on the body.

Thanksgiving Alphabet sequence (2 pages)

Children will trace the letters then write the ones that are missing.

Thanksgiving Sorting Numbers, Letters and Words

Children cut out the numbers, letters and words from the bottom of the page and paste them in the correct category.

Thanksgiving Beginning Sounds (3 pages)

Children will colour the beginning sound for each picture.

Thanksgiving Syllables

Children will colour the number that shows how many syllables for each word.

Thanksgiving Rhyming Words

Children will colour the picture that rhymes with the first one in each row.

Thanksgiving CVC Words

Children will colour the word that matches the picture.

Thanksgiving Sight Words (5 pages)

Materials needed: bingo dabbers and coloured pencils/crayons/markers

Children will use the sight word code to color the picture.

Turkey Naturewalk (colour and B&W) with comprehension questions

Children will read the reader and answer the comprehension questions. Two options of the comprehension page are included: one with picture support and one without.

Thanksgiving What is Different?

Children will circle the picture that is different in each row.

Thanksgiving What Doesn't Belong?

Children will circle the picture that doesn't belong in each row.

Thanksgiving Sorting (needs/wants)

Children will cut out the items from the bottom of the page and paste them in the correct box.

Hatching Chick Sequencing

Children will cut out the pictures from the side of the page and paste them in order.

Turkey Read and Colour

Children will colour the picture following the instructions at the bottom the page.

Thanksgiving Parade Patterns (AB)

Children will cut out the pictures from the bottom of the page and paste them in the correct box to complete each pattern.

Thanksgiving Dinner Number Tracing

Children will trace the numbers and colour the pictures.

Turkey Feathers Number Match (2 pages)

Children will cut out the numbers from the side of the page and paste them in the correct boxes.

Pie Number Sense Match (5 pages)

Children will cut out the different number representations and paste them in the correct boxes.

Thanksgiving Missing Numbers

Children will cut and paste the numbers in the correct boxes to complete the sequence.

Thanksgiving Number Order (2 pages)

Children will cut out the puzzle strips from the bottom of the page and paste them in order to reveal the picture.

Thanksgiving Dinner Count and Graph

Children count how many of each and complete the graph.

Thanksgiving Parade Prepositions

Children colour the image that shows the preposition.

Thanksgiving Weight

Children will circle the object that is heavier than the first image in each row.

Pumpkin Stack Height Order

Children will cut and paste the stacked pumpkins from shortest to tallest.

Thanksgiving Shapes

Children will use the code to color the picture.

Thanksgiving 5 Senses

Children will draw a picture to show what they see, hear, touch, smell, taste at Thanksgiving.

Happy Teaching :)


Name:

Lavinia Pop © 2021




Tracing Fun 1

Trace along the dotted lines. Color the picture.



Name: _____

Lavinia Pop © 2021



Alphabet Tracing 2







Color the pictures and trace the letters in each row.

Name: _____




Alphabet Matching 1

Color the feathers on each turkey that match the letter on its body.

 <p>A cartoon turkey with the letter 'A' on its chest. Its tail feathers contain the letters: a, g, a, c, b, a, a.</p>	 <p>A cartoon turkey with the letter 'B' on its chest. Its tail feathers contain the letters: a, b, p, b, b, g, d.</p>
 <p>A cartoon turkey with the letter 'C' on its chest. Its tail feathers contain the letters: x, a, c, c, c, s, c.</p>	 <p>A cartoon turkey with the letter 'D' on its chest. Its tail feathers contain the letters: d, a, d, d, g, b, d.</p>
 <p>A cartoon turkey with the letter 'E' on its chest. Its tail feathers contain the letters: o, e, a, e, e, s, e.</p>	 <p>A cartoon turkey with the letter 'F' on its chest. Its tail feathers contain the letters: f, h, f, t, r, f, f.</p>



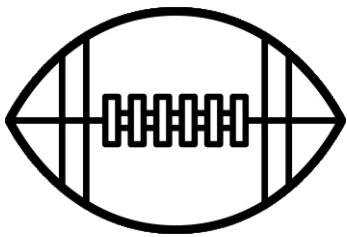
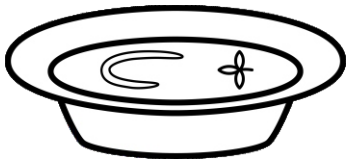

Name: _____

© 2020 by Lavinia Pop



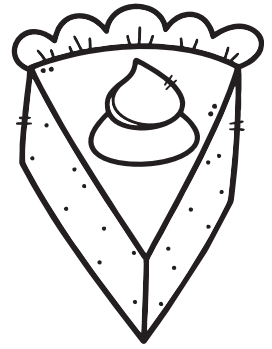
Beginning Sounds 2

Color the correct beginning sound for each word.

	t	u	v
	b	c	d
	e	f	g
	r	s	t
	h	i	j

Name: _____

Lavinia Pop © 2021



Sight Words 2

Color each circle using the code:



is



it



like



my



at



down




go



up


it	my	it	my	it	my	it	my	it	my
my	it	my		my	it	my	it	my	it
it	my	it			my	it	my	at	my
my	it				it	my	at	down	it
it	is	like	is	like	is	like	is	at	my
my	like	is	like	is	like	is	like	down	it
it	is	like	is	like	is	like	is	at	my
my	at	down	at	down	at	down	at	down	it
go	up	go	up	go	up	go	up	go	up
it	my	it	my	it	my	it	my	it	my

Turkey Naturewalk



Name _____

Lavinia Pop © 2021




I see tracks.

Turkey Naturewalk



Name

Lavinia Pop © 2021



I see tracks.


Name:

Lavinia Pop © 2021




Reading Comprehension

Answer the questions.



1. Who saw the tracks?

- A** the boy
- B** the girl




2. Who saw the feather?

- A** the boy
- B** the girl



3. How many eggs are in the nest?

- A** four
- B** five



4. What color is the chick?

- A** yellow
- B** brown



Name:











Lavinia Pop © 2021



Number Match 1

Cut and paste the numbers in the correct box.



5

1

2

4

3

Name:

Lavinia Pop © 2021

--




Number Sense 2

Cut and paste the numbers next to the correct popcorn box.



--	--	--



--	--	--

