

# Thanksgiving

Name \_\_\_\_\_

By Lavinia Pop © 2013

**We like to**

Glue/Staple



**give thanks.**

Name: \_\_\_\_\_

**we**

Trace the following word:

**we we we we**

Write 4 sentences from your flip book.

- \_\_\_\_\_
- \_\_\_\_\_



**cook.**

Glue/Staple



**drink.**

Glue/Staple



**walk.**

Glue/Staple




**hug.**

Name \_\_\_\_\_



By Lavinia Pop © 2013

**We like to**

Glue/Staple



**give thanks.**

 <p><b>cook.</b></p>	 <p><b>drink.</b></p>	 <p><b>walk.</b></p>	 <p><b>hug.</b></p>
---	--	---	--

we, am, eat, see, had, have

**Thank you** for downloading this product; I hope you will enjoy using it and that it will be a valuable resource for you! I value your feedback, so please don't hesitate to contact me if you have any concerns whatsoever as I will endeavour to address them. And if you like what I've done, please let me know by leaving feedback at my online store :)

let's connect!

Lavinia

[lavinia@kinder-resources.com](mailto:lavinia@kinder-resources.com)



[Kinder-Resources.com](http://Kinder-Resources.com)



[facebook.com/inmyworldlavinipop](https://facebook.com/inmyworldlavinipop)



[instagram.com/inmyworld\\_lavinipop](https://instagram.com/inmyworld_lavinipop)



[pinterest.com/lavinipop](https://pinterest.com/lavinipop)

**ILLUSTRATIONS** Kari Bolt, Little Red, Hidesy's Clipart, Dancing Crayon Designs, Whimsy Clips, PartyHead Graphics, Ramona Majdis, Zip-a-Dee-doo-dah-Designs, Bunny on a Cloud, Krista Wallden - Creative Clips, Creating4 the Classroom, Rainbow Sprinkle Studio - Sasha Mitten, First Class Clipart, Erin Colleen Design

[teacherspayteachers.com/Store/Kari-Bolt](https://teacherspayteachers.com/Store/Kari-Bolt)    [teacherspayteachers.com/Store/Littlered](https://teacherspayteachers.com/Store/Littlered)    [teacherspayteachers.com/Store/Hidesys-Clipart](https://teacherspayteachers.com/Store/Hidesys-Clipart)  
[dancingcrayon.com](https://dancingcrayon.com)    [teacherspayteachers.com/Store/Whimsy-Clips](https://teacherspayteachers.com/Store/Whimsy-Clips)    [teacherspayteachers.com/StorePartyhead-Graphics](https://teacherspayteachers.com/StorePartyhead-Graphics)  
[teacherspayteachers.com/Store/Ramona-Majdis](https://teacherspayteachers.com/Store/Ramona-Majdis)    [teacherspayteachers.com/Store/Zip-a-dee-doo-dah-Designs](https://teacherspayteachers.com/Store/Zip-a-dee-doo-dah-Designs)  
[teacherspayteachers.com/Store/Bunny-On-A-Cloud](https://teacherspayteachers.com/Store/Bunny-On-A-Cloud)    [teacherspayteachers.com/Store/Krista-Wallden-Creative-Clips](https://teacherspayteachers.com/Store/Krista-Wallden-Creative-Clips)  
[teacherspayteachers.com/Store/Creating4-The-Classroom](https://teacherspayteachers.com/Store/Creating4-The-Classroom)    [teacherspayteachers.com/Store/Rainbow-Sprinkle-Studio-Sasha-Mitten](https://teacherspayteachers.com/Store/Rainbow-Sprinkle-Studio-Sasha-Mitten)  
[teacherspayteachers.com/Store/First-Class-Clipart](https://teacherspayteachers.com/Store/First-Class-Clipart)    [teacherspayteachers.com/Store/Erin-Colleen-Design](https://teacherspayteachers.com/Store/Erin-Colleen-Design)

This packet contains Images used under license from Shutterstock.com

**PRINTING TIP:** This resource has been designed for printing on A4-sized paper. If you are printing on a different size, select "shrink to printable area" or "print to fit page" (or a similar option) in order for the contents of this unit to print correctly.

Copyright © 2013 by Lavinia Pop - All rights reserved by author.

Purchase of this item entitles the purchaser the right to reproduce the pages for personal and classroom use. Duplication for other classes, an entire school or commercial purposes is strictly prohibited without written permission from the author. Minor editing is permitted only for personal use, however the document remains under copyright even when edited. Posting this item in whole or in part on the Internet in any form is strictly prohibited and is a violation of the Digital Millennium Copyright Act (DMCA).

Please be fair and don't share! If you are not the original purchaser of this file, please visit my store to purchase a copy. [Kinder-Resources.com](http://Kinder-Resources.com)

# Introduction


## About this book

This book contains 6 Thanksgiving sight word flip books in black & white and color. Each booklet is accompanied by a worksheet where children trace the focus sight word and then write some of their favorite sentences from the flip book.

## Directions for use

To assemble the flip books, cut out each rectangle, then along the lines of the bottom rectangle. Make sure that the top rectangle is left intact as it will form the base for the flip book! Arrange the "flips" (pages) one on top of the other and staple them to the base. Students will have lots of fun reading their flip books over and over again to friends and family! Once children have finished reading their flip book, they can complete the recording sheet included for each booklet.

Happy Teaching :)




The top and bottom rectangles have been cut out. The TOP rectangle has been left intact as it will form the base for the flip book.

The "flips" (pages) have been placed one on top of the other and stapled or glued to the base.



Name:

Date:




Learn to write the word "family" in a handwriting practice section. The word is written in a large, dashed font across the first line of a set of four horizontal lines (top solid, middle dashed, bottom solid, bottom dashed). Below this are three more sets of identical four-line handwriting guides, each with a dashed line for the word "family" to be traced.

Name \_\_\_\_\_

By Lavinia Pop © 2013

Glue/Staple

**We like to**



**give thanks.**

Glue/Staple



**cook.**

Glue/Staple



**drink.**

Glue/Staple



**walk.**



**hug.**

Name:

we



Trace the following word:

we we we we



Write 4 sentences from your flip book.

1

Blank handwriting lines for sentence 1.

2

Blank handwriting lines for sentence 2.

3

Blank handwriting lines for sentence 3.

4

Blank handwriting lines for sentence 4.

Name \_\_\_\_\_

By Lavinia Pop © 2013

Glue/Staple

# We like to



**give thanks.**

Glue/Staple



**cook.**

Glue/Staple



**drink.**

Glue/Staple



**walk.**



**hug.**