

MORNING TUBS

SET FOUR



Kinder-Resources.com



Kinder-Resources.com



Kinder-Resources.com



Kinder-Resources.com



Kinder-Resources.com



Kinder-Resources.com



Kinder-Resources.com



Kinder-Resources.com



Kinder-Resources.com

Thank you for downloading this product; I hope you will enjoy using it and that it will be a valuable resource for you! I value your feedback, so please don't hesitate to contact me if you have any concerns whatsoever as I will endeavour to address them. And if you like what I've done, please let me know by leaving feedback at my online store :)

Lavinia

lavinia@kinder-resources.com

ILLUSTRATIONS Kari Bolt, Little Red, Dancing Crayon Designs, Whimsy Clips, Hidesy's Clipart, Ramona Majdis, Zip-a-Dee-doo-dah-Designs, Bunny on a Cloud

www.teacherspayteachers.com/Store/Kari-Bolt

www.teacherspayteachers.com/Store/Littlered

www.dancingcrayon.com www.teacherspayteachers.com/Store/Whimsy-Clips www.teacherspayteachers.com/Store/Hidesys-Clipart

www.teacherspayteachers.com/Store/Ramona-Majdis www.teacherspayteachers.com/Store/Zip-a-dee-doo-dah-Designs

www.teacherspayteachers.com/Store/Bunny-On-A-Cloud

FONTS www.schoolfonts.com.au www.teacherspayteachers.com/Store/Kimberly-Geswein-Fonts
www.teacherspayteachers.com/Store/Ramonam-Graphics

PRINTING TIP This resource has been designed for printing on A4-sized paper. If you are printing on a different size, select "shrink to printable area" or "print to fit page" (or a similar option) in order for the contents of this unit to print correctly.

Copyright © 2021 by Lavinia Pop - All rights reserved by author.

Purchase of this item entitles the purchaser the right to reproduce the pages for personal and classroom use. Duplication for other classes, an entire school or commercial purposes is strictly prohibited without written permission from the author. Minor editing is permitted only for personal use, however the document remains under copyright even when edited. Posting this item in whole or in part on the Internet in any form is strictly prohibited and is a violation of the Digital Millennium Copyright Act (DMCA).

Please be fair and don't share! If you are not the original purchaser of this file, please visit my store to purchase a copy. Kinder-Resources.com

let's connect!



Kinder-Resources.com



facebook.com/inmyworldlavinipop



instagram.com/inmyworld_lavinipop



pinterest.com/lavinipop

Introduction

About this book

This book contains 18 activities ideal for use in morning tubs with children in Kindergarten (Prep/Foundation).

To prepare the contents of this packet for use, laminate each printed page for durability and re-use and then cut along the dotted lines. The cards in this packet have been designed to be stored as sets on key rings and for that reason, each card has a hole-punching mark.

I have included photos in this packet showing how the activities in this packet can be used. You may print and store them with the matching activity as a visual instruction card.

Find the hidden upper case letters

Materials needed: magnifying glass, erasable markers

Children will use the magnifying glass to find the hidden letters in the picture. They will then circle it on the picture and trace the letter on the side of the page.

Find the hidden lower case letters

Materials needed: magnifying glass, erasable markers

Children will use the magnifying glass to find the hidden letters in the picture. They will then circle it on the picture and trace the letter on the side of the page..

Long vowel sounds

Materials needed: household pegs

Children will identify which words have a long vowel sound by clipping a peg on their answers.

How many syllables?

Materials needed: household pegs

Children will identify how many syllables in each word by clipping a peg to show their answers.

What is the Beginning Sound?

Materials needed: household pegs

Children will identify the beginning sound and clip a peg on the correct letter.

Match the picture (CVC words)

Materials needed: household pegs

Children will read the word and then clip a peg to the picture that matches the word.

Rhyming words

Materials needed: household pegs

Children will identify which two words rhyme with the first by clipping a peg on their answers.

Find the hidden sight words

Materials needed: magnifying glass, erasable markers

Children will use the magnifying glass to find the hidden sight words in the picture. They will then circle each word on the picture and color a star each time they find the same word.

Show the sequence (4-part)

Children will order the picture to show the sequence of each activity.

Colours: Make the picture

Materials needed: play dough

Children will use play dough to make the pictures shown on each card.

Patterns

Materials needed: household pegs

Children determine whether the pattern shown matches the description and clip a peg on either the X or check mark to show their answers.

Find the hidden numbers

Materials needed: magnifying glass, erasable markers

Children will use the magnifying glass to find the hidden numbers in the picture. They will then circle each number on the picture and trace it on the side of the page.

Number sense sort

Children will sort the different number representations to the correct number mat.

Counting: match the cookies

Children will match the chocolate-chip cookies to the cookie with the correct number.

Jellybean Addition

Materials needed: play dough, pom poms or jellybeans

Children will add jellybeans to the jar to work out the addition sentence on the card.

Making 10

Materials needed: magnetic numbers or erasable markers

Children will write the two numbers that make 10 using the ten frame as a guide.

Make the shape

Materials needed: play dough

Children will use play dough to make the shape shown on each card.

Which is heavier/lighter?

Materials needed: household pegs

Children will identify which of the two pictures is heavier/lighter and clip a peg to show their answer.

Happy Teaching :)













In My World





● Clip the pictures that rhyme with the first.

Lavina Pop © 2021

A worksheet card with a white background and a dashed border. At the top, it says "● Clip the pictures that rhyme with the first." Below this, there is a cartoon boy pointing to a tent, a girl, a gravestone, and a red cap. The tent is highlighted with a dashed box. On the left side, there is a vertical copyright notice: "Lavina Pop © 2021".

● Clip the pictures that rhyme with the first.

Lavina Pop © 2021

A worksheet card with a white background and a dashed border. At the top, it says "● Clip the pictures that rhyme with the first." Below this, there is a cartoon boy pointing to a lime, a cake, a clock, and a girl. The lime is highlighted with a dashed box. Two blue clothespins are clipped to the bottom of the card. On the left side, there is a vertical copyright notice: "Lavina Pop © 2021".



Show the sequence. Washing Dishes
 first
 next
 then
 last

Show the sequence. Making a Sandwich
 first
 next
 then
 last

Show the sequence. Making Pizza
 first
 next
 then
 last

Show the sequence. Making the Bed
 first
 next
 then
 last

In My World

Show the sequence. Washing Dishes
 first
 next
 then
 last

Show the sequence. Making a Sandwich
 first
 next
 then
 last

Show the sequence. Making Pizza
 first
 next
 then
 last

Show the sequence. Making the Bed
 first
 next
 then
 last

In My World



In My World

Make the picture.

the picture.

Make the picture.

yellow
bananas



Make the picture.

red
cherries







Find the hidden numbers.

1 2
3 4
5 6
7 8
9 10

Find the hidden numbers.

1 2
3 4
5 6
7 8
9 10

Find the hidden numbers.



1 2
3 4
5 6
7 8
9 10

Find the hidden numbers.

1 2
3 4
5 6
7 8
9 10




In My World




Match the cookies.

Learning Apps © 2021



8	6	4
	3	9
●	7	
5	10	●



In My World



Jellybean Addition

Lovina Pop © 2021



$$1 + 2 = 3$$

Add.
 $1 + 6 =$

Add.
 $1 + 2 =$



In My World






In My World

● Which is lighter?

Lavinia Pop © 2021

12:00



● Which is heavier?

Lavinia Pop © 2021

