

# Morning WORK

Lavinia Pop

Name: \_\_\_\_\_

Kindergarten Morning Work © Lavinia Pop 2020 Literacy 3.1

1 Trace the lines.

2 Trace the letter E.

3 Color E.

4 Write the missing letters.

5 Circle the beginning sound.

6 Say the names of the words in the ed word family.

7 Trace the word. Color the boxes with "can".

you	can	the
can	can	can
me	the	can
you	can	me

Name: \_\_\_\_\_

Kindergarten Morning Work © Lavinia Pop 2020 Math 3.1

1 Trace the lines.

2 Trace the number 5.

3 Color 5.

4 Write the missing numbers.

5 Circle a number to show how many buttons.

6 Trace the pentagons.

7 Circle the picture that belongs with the first one.



**SET 3**

**Kindergarten/Prep/Foundation**

**Thank you** for downloading this product; I hope you will enjoy using it and that it will be a valuable resource for you! I value your feedback, so please don't hesitate to contact me if you have any concerns whatsoever as I will endeavour to address them. And if you like what I've done, please let me know by leaving feedback at my online store :)

Lavinia

[lavinia@inmyworld.com.au](mailto:lavinia@inmyworld.com.au)

**ILLUSTRATIONS** Kari Bolt, Little Red, Dancing Crayon Designs, Whimsy Clips, Hidesy's Clipart, Ramona Majdis, Zip-a-Dee-doo-dah-Designs, Bunny on a Cloud

[www.teacherspayteachers.com/Store/Kari-Bolt](http://www.teacherspayteachers.com/Store/Kari-Bolt)

[www.teacherspayteachers.com/Store/Littlered](http://www.teacherspayteachers.com/Store/Littlered)

[www.dancingcrayon.com](http://www.dancingcrayon.com) [www.teacherspayteachers.com/Store/Whimsy-Clips](http://www.teacherspayteachers.com/Store/Whimsy-Clips) [www.teacherspayteachers.com/Store/Hidesys-Clipart](http://www.teacherspayteachers.com/Store/Hidesys-Clipart)

[www.teacherspayteachers.com/Store/Ramona-Majdis](http://www.teacherspayteachers.com/Store/Ramona-Majdis)

[www.teacherspayteachers.com/Store/Zip-a-dee-doo-dah-Designs](http://www.teacherspayteachers.com/Store/Zip-a-dee-doo-dah-Designs)

[www.teacherspayteachers.com/Store/Bunny-On-A-Cloud](http://www.teacherspayteachers.com/Store/Bunny-On-A-Cloud)

**FONTS** [www.schoolfonts.com.au](http://www.schoolfonts.com.au) [www.teacherspayteachers.com/Store/Kimberly-Geswein-Fonts](http://www.teacherspayteachers.com/Store/Kimberly-Geswein-Fonts)  
[www.teacherspayteachers.com/Store/Ramonam-Graphics](http://www.teacherspayteachers.com/Store/Ramonam-Graphics)

**PRINTING TIP** This resource has been designed for printing on A4-sized paper. If you are printing on a different size, select "shrink to printable area" or "print to fit page" (or a similar option) in order for the contents of this unit to print correctly.

Copyright © 2020 by Lavinia Pop - All rights reserved by author.

Purchase of this item entitles the purchaser the right to reproduce the pages for personal and classroom use. Duplication for other classes, an entire school or commercial purposes is strictly prohibited without written permission from the author. Minor editing is permitted only for personal use, however the document remains under copyright even when edited. Posting this item in whole or in part on the Internet in any form is strictly prohibited and is a violation of the Digital Millennium Copyright Act (DMCA).

Please be fair and don't share! If you are not the original purchaser of this file, please visit my blog to obtain a link to one of my online stores. [www.inmyworld.com.au](http://www.inmyworld.com.au)

let's connect!



[www.inmyworld.com.au](http://www.inmyworld.com.au)



[www.facebook.com/inmyworldlavinipop](http://www.facebook.com/inmyworldlavinipop)



[www.instagram.com/inmyworld\\_lavinipop](http://www.instagram.com/inmyworld_lavinipop)



[www.pinterest.com/lavinipop](http://www.pinterest.com/lavinipop)

# Introduction

## About this book

This book contains a set of 20 math and 20 literacy worksheets (total of 40 worksheets) intended for use with children in Kindergarten (Prep/Foundation). The contents of this book are intended to review skills already taught and are therefore ideal for morning work or homework.

## Worksheet focus

Set 3 continues the alphabet and number series.

Set 3 covers:

Letters: Ee, Ff, Gg, Hh

Word Families: ed, en, et, eg

Sight Words: can, me, the, you

Numbers: 5 five, 6 six, 7 seven, 8 eight

Shapes: pentagon, hexagon, oval, trapezoid

### Day 1 Literacy of each week

1. Pre-writing strokes to teach upper case letter writing
2. Tracing upper case letter
3. Upper case letter identification
4. Writing missing upper case letters in alphabet sequence
5. Identifying beginning sound for picture
6. Introduction to words in word family
7. Tracing and identifying sight word

### Day 1 Math of each week

1. Pre-writing strokes to teach number writing
2. Tracing number
3. Number identification
4. Writing missing numbers in sequence
5. Counting and identifying how many
6. Tracing shape and word
7. Identifying what belongs

### Day 2 Literacy of each week

1. Pre-writing strokes to teach lower case letter writing
2. Tracing lower case letter
3. Lower case letter identification
4. Writing missing lower case letters in alphabet sequence
5. Identifying how many syllables
6. Matching word family words to pictures
7. Colouring using sight word code

### **Day 2 Math of each week**

1. Pre-writing strokes to teach number word writing
2. Tracing number word
3. Number word identification
4. Writing missing numbers in sequence
5. Identifying number that matches number word
6. Tracing shape
7. Identifying what doesn't belong

### **Day 3 Literacy of each week**

1. Pre-writing strokes to teach upper and lower case letter writing
2. Tracing upper and lower case letters
3. Upper case letter maze
4. Writing missing upper case letters in alphabet sequence
5. Identifying beginning sound for picture
6. Colouring using word family code
7. Matching sight words to boxes and writing them

### **Day 3 Math of each week**

1. Pre-writing strokes to teach number writing
2. Tracing number
3. Colouring to show number
4. Writing missing numbers in sequence
5. Identifying ordinal numbers
6. Colouring shapes and writing how many
7. Identifying what happens next

### **Day 4 Literacy of each week**

1. Pre-writing strokes to teach upper and lower case letter writing
2. Tracing upper and lower case letters
3. Tracing beginning sound picture
4. Writing missing lower case letters in alphabet sequence
5. Identifying how many syllables
6. Tracing word family words and reading sentence
7. Tracing sight word and writing missing letters from word

### **Day 4 Math of each week**

1. Pre-writing strokes to teach number word writing
2. Tracing number word
3. Counting and identifying how many
4. Writing missing numbers in sequence
5. Colouring a box for each picture
6. Identifying shapes in real life
7. Identifying what happened before

### **Day 5 Literacy of each week**

1. Pre-writing strokes to teach upper and lower case letter writing
2. Tracing upper and lower case letters
3. Beginning sound maze
4. Writing missing lower case letters in alphabet sequence
5. Identifying beginning sound for picture
6. Matching words that rhyme
7. Writing missing sight word and read sentences

### **Day 5 Math of each week**

1. Pre-writing strokes to teach number and number word writing
2. Tracing number and number word
3. Dot to dot
4. Writing missing numbers in sequence
5. Colouring circles on ten frame
6. Counting shapes in image and writing how many
7. Prepositions

Happy Teaching :)

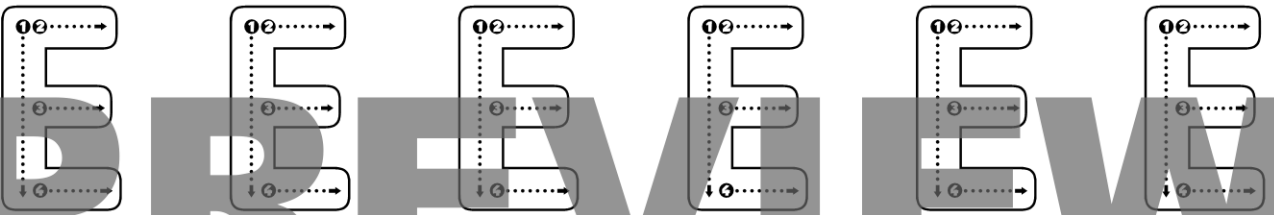
Name: \_\_\_\_\_

# PREVIEW


1 Trace the lines.




2 Trace the letter E.



3 Color E.



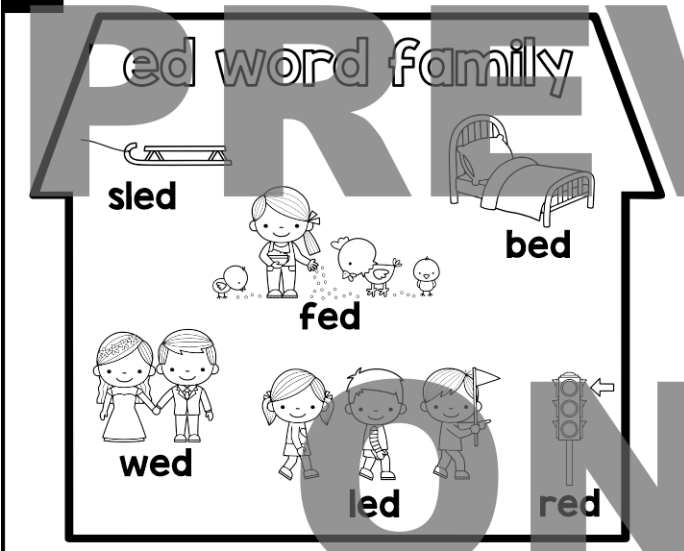
4 Write the missing letters.



5 Circle the beginning sound.



6 Say the names of the words in the ed word family.



7 Trace the word. Color the boxes with "can".

you	can	the
can	can	can
me	the	can
you	can	me



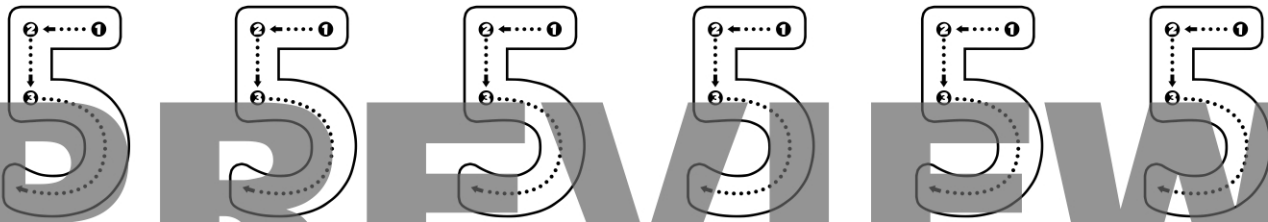
Name: \_\_\_\_\_

# PREVIEW


1 Trace the lines.




2 Trace the number 5.



3 Color 5.



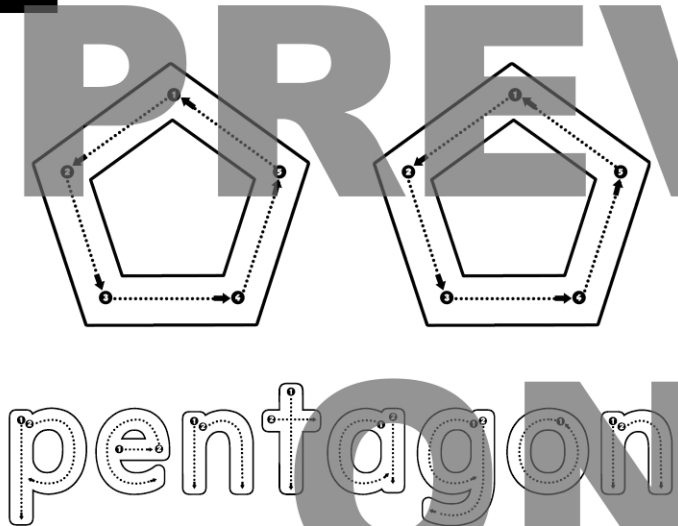
4 Write the missing numbers.




5 Circle a number to show how many buttons.



6 Trace the pentagons.



7 Circle the picture that belongs with the first one.



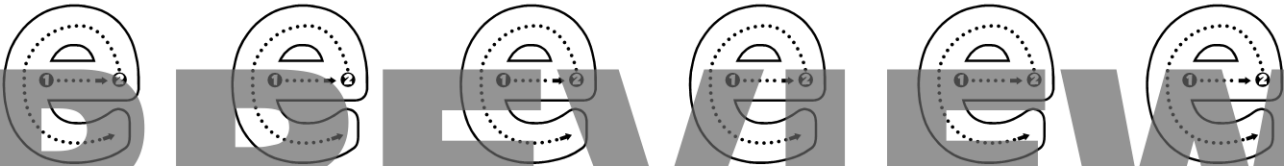
Name: \_\_\_\_\_

# PREVIEW


1 Trace the lines.



2 Trace the letter e.



3 Color e.



4 Write the missing letters.



5 Circle how many syllables.

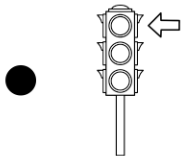


6 Read the words. Draw a line to match them to the correct picture.

fed •



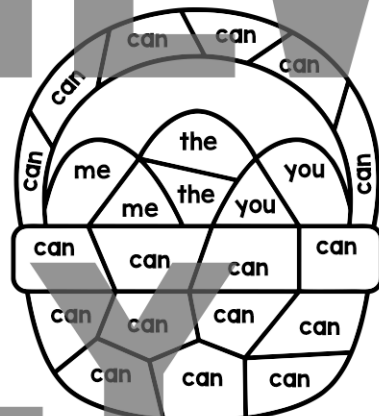
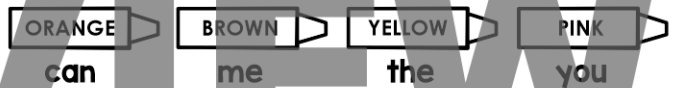
bed •



red •



7 Color the picture using the code.





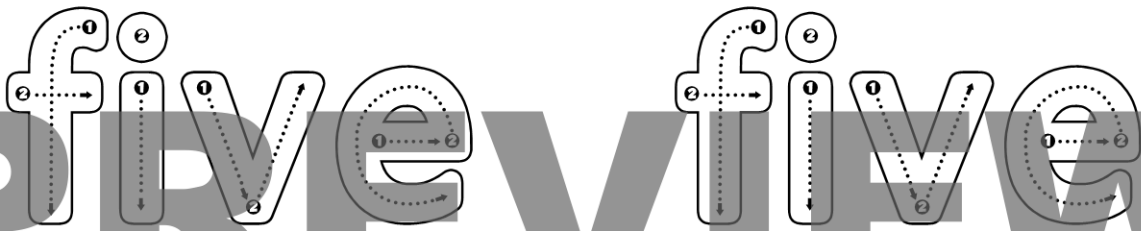
Name: \_\_\_\_\_

# PREVIEW


1 Trace the lines.



2 Trace the word "five".



3 Color "five".



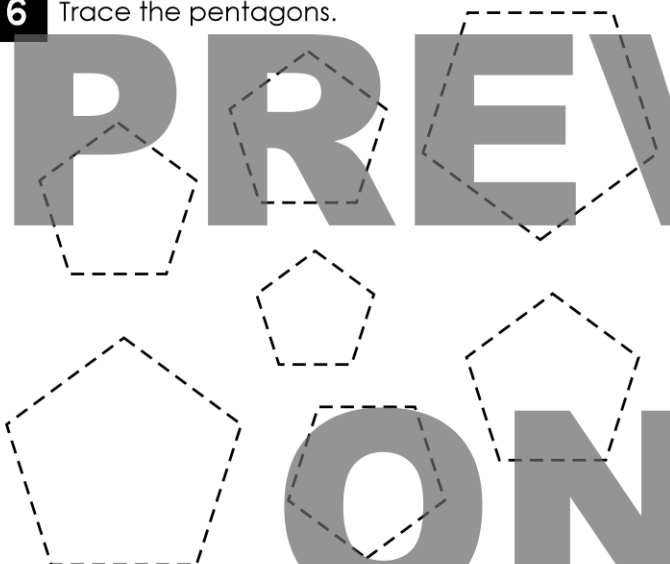
4 Write the missing numbers.



5 Circle the number that matches the word.



6 Trace the pentagons.



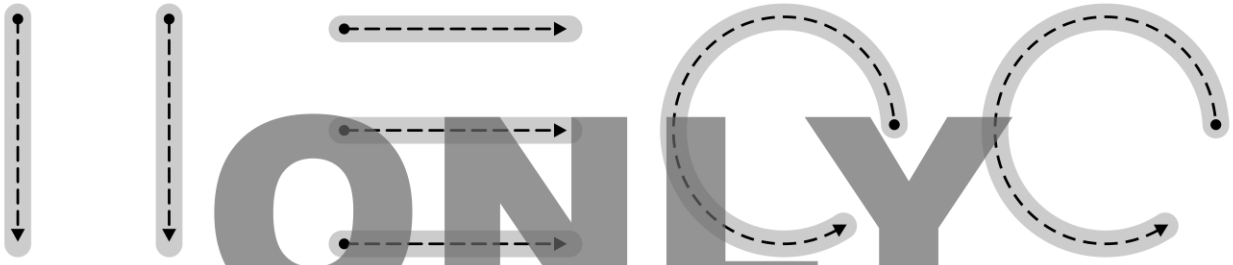
7 Circle the picture that does not belong.



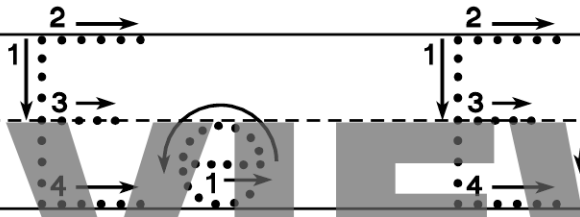
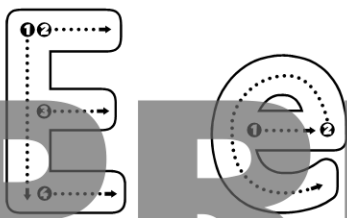
Name: \_\_\_\_\_

# PREVIEW

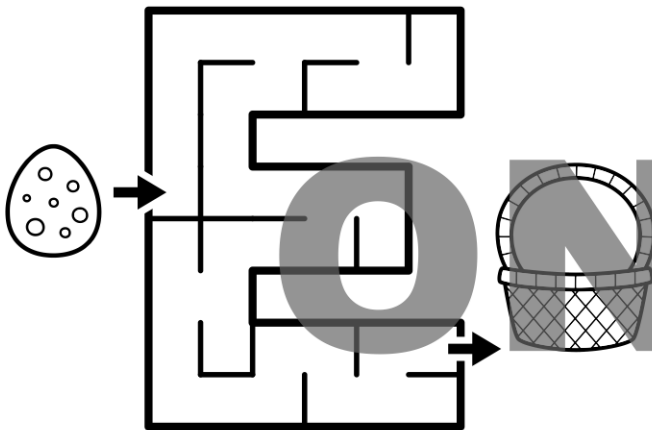
1 Trace the lines.




2 Trace the letter Ee.



3 Draw a line through the E maze.



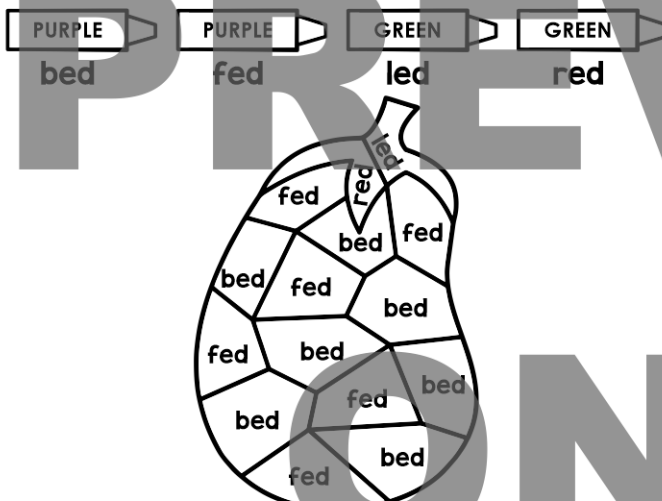
4 Write the missing letters.



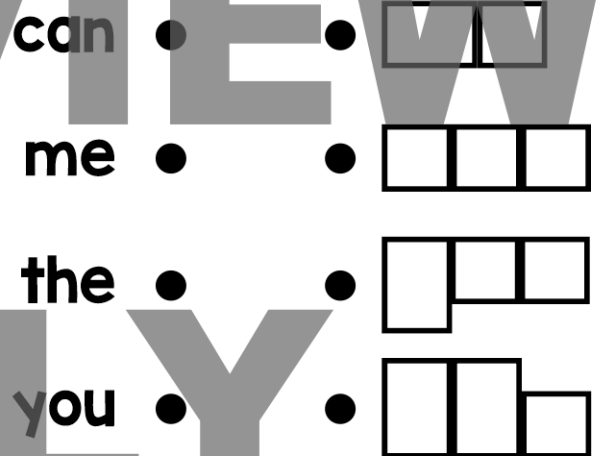
5 Circle the beginning sound.



6 Color the picture using the code.



7 Write the words on the left in the correct boxes. Draw lines to match them.



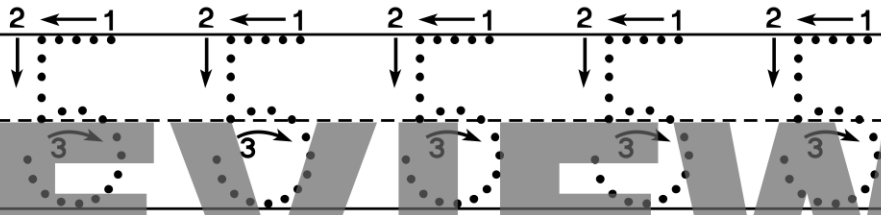
Name: \_\_\_\_\_

# PREVIEW


1 Trace the lines.



2 Trace the number 5.



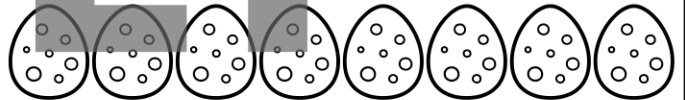
3 Color 5 puppets.



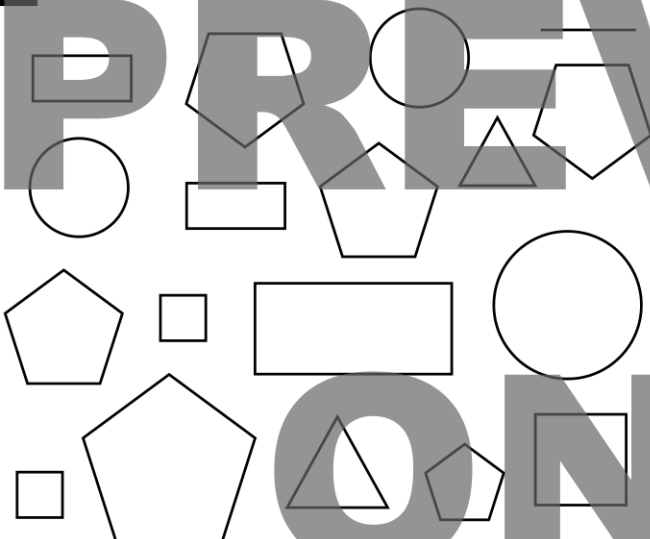
4 Write the missing numbers.




5 Circle the fifth egg.



6 Color all the pentagons. Write how many.



7 Circle the picture that shows what happens next.



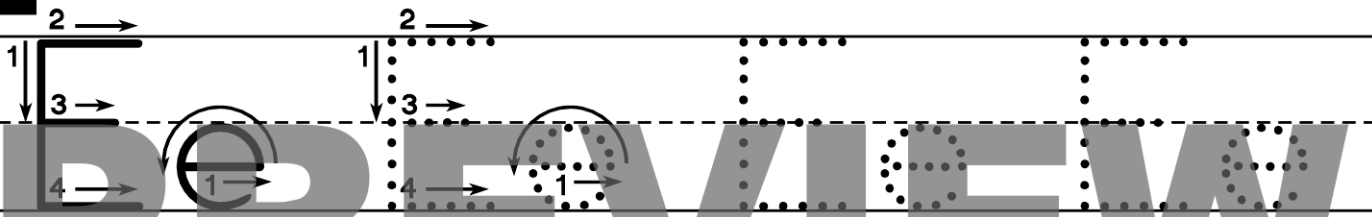
Name: \_\_\_\_\_

# PREVIEW

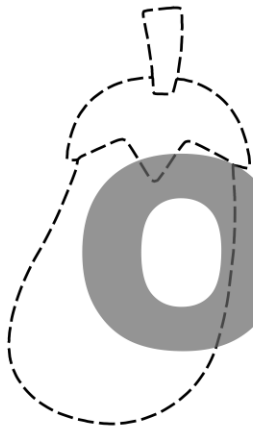
1 Trace the lines.



2 Trace the letter Ee.



3 Trace the eggplant. Eggplant begins with "e".



4 Write the missing letters.



5 Circle how many syllables.




1 2 3

6 Trace the "ed" words.  
Read the sentence.  
Color the picture.

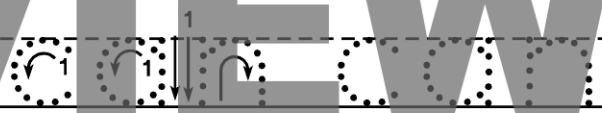
fed

led



I led then fed the horse.

7 Trace the word. Write the missing letters.



ca\_

c\_n

\_an

\_a\_

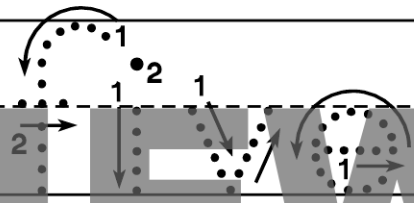
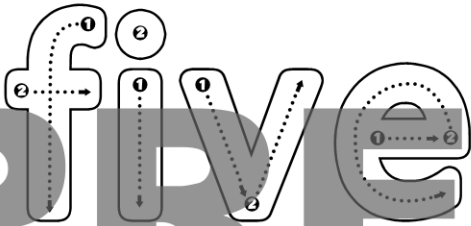
Name: \_\_\_\_\_

# PREVIEW

1 Trace the lines.



2 Trace the word "five".



3 Count how many buttons in each row.



5 6 7 8



5 6 7 8

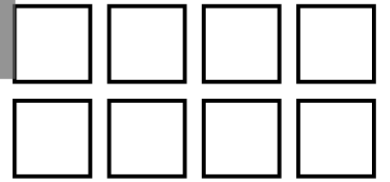
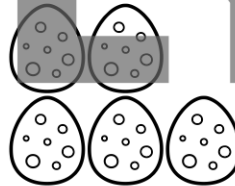


5 6 7 8

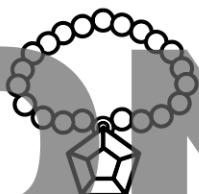
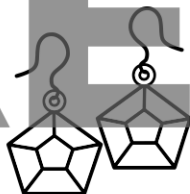
4 Write the missing numbers.




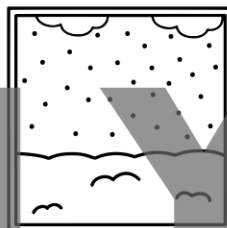
5 Color a box for each picture.



6 Draw a circle around each object that is shaped like a pentagon.



7 Circle the picture that shows what happened before.



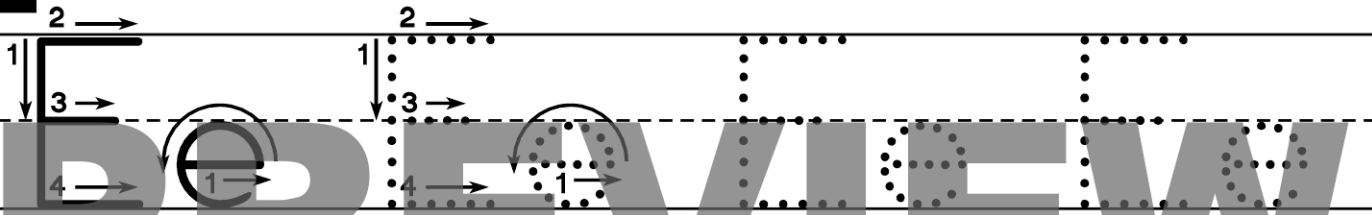
Name: \_\_\_\_\_

# PREVIEW


1 Trace the lines.



2 Trace the letter Ee.



3 Follow the path of pictures that begin with "e".



4 Write the missing letters.




5 Circle the beginning sound.



6 Draw a line to match the pictures that rhyme.



7 Write "can" on the empty lines. Read the sentences.



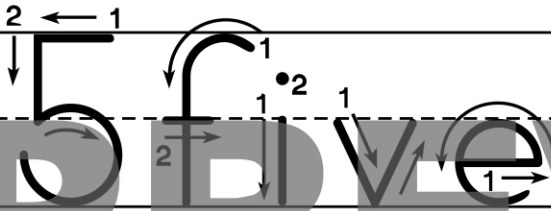
Name: \_\_\_\_\_

# PREVIEW

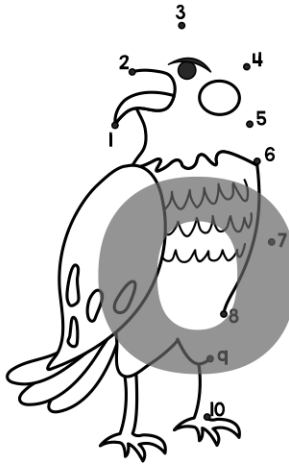
1 Trace the lines.




2 Trace the number 5.



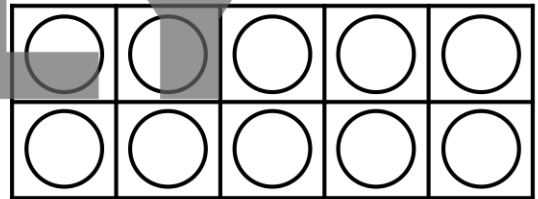
3 Connect the dots.



4 Write the missing numbers.



5 Color the circles in the ten frame to show 5.



6 Count the shapes and write how many.



6 Circle the monkey that is on the box.

