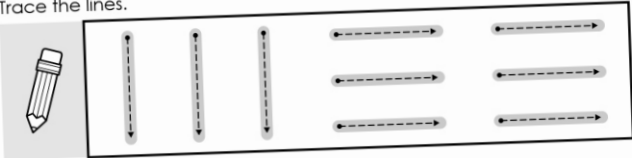


Morning WORK

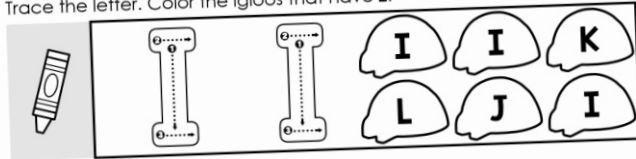
Lavinia Pop

Name: _____ Lavinia Pop © 2020 SET 4.2

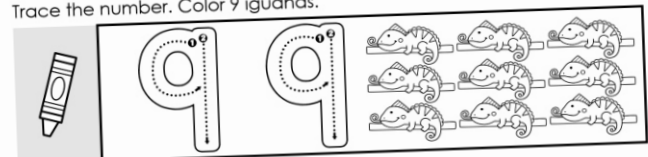
Trace the lines.




Trace the letter. Color the igloos that have I.



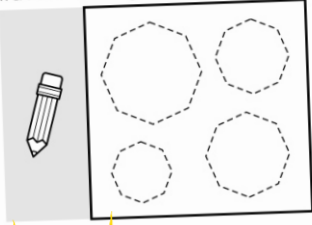
Trace the number. Color 9 iguanas.



Color the bat black.

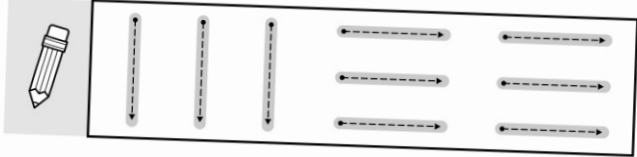


Trace the octagons.

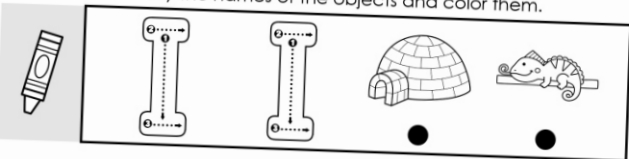


Name: _____ Lavinia Pop © 2020 SET 4.1

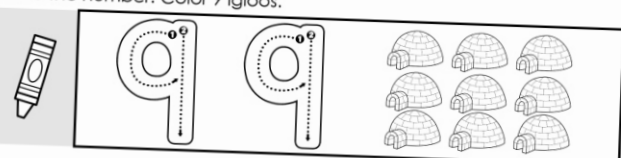
Trace the lines.




Trace the letter. Say the names of the objects and color them.



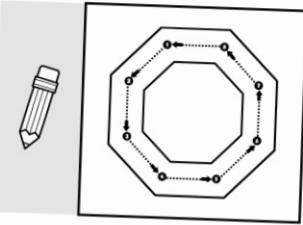
Trace the number. Color 9 igloos.



Color the cat black.



Trace the octagon.



SET 4

Preschool

Thank you for downloading this product; I hope you will enjoy using it and that it will be a valuable resource for you! I value your feedback, so please don't hesitate to contact me if you have any concerns whatsoever as I will endeavour to address them. And if you like what I've done, please let me know by leaving feedback at my online store :)

Lavinia

lavinia@kinder-resources.com

ILLUSTRATIONS Kari Bolt, Little Red, Hidesy's Clipart, Dancing Crayon Designs, Whimsy Clips, PartyHead Graphics, Ramona Majdis, Zip-a-Dee-doo-dah-Designs, Bunny on a Cloud, Krista Wallden - Creative Clips, Creating4 the Classroom, Rainbow Sprinkle Studio - Sasha Mitten, First Class Clipart, Erin Colleen Design

[teacherspayteachers.com/Store/Kari-Bolt](https://www.teacherspayteachers.com/Store/Kari-Bolt) [teacherspayteachers.com/Store/Littered](https://www.teacherspayteachers.com/Store/Littered) [teacherspayteachers.com/Store/Hidesys-Clipart](https://www.teacherspayteachers.com/Store/Hidesys-Clipart)
[dancingcrayon.com](https://www.dancingcrayon.com) [teacherspayteachers.com/Store/Whimsy-Clips](https://www.teacherspayteachers.com/Store/Whimsy-Clips) [teacherspayteachers.com/Store/Partyhead-Graphics](https://www.teacherspayteachers.com/Store/Partyhead-Graphics)
[teacherspayteachers.com/Store/Ramona-Majdis](https://www.teacherspayteachers.com/Store/Ramona-Majdis) [teacherspayteachers.com/Store/Zip-a-dee-doo-dah-Designs](https://www.teacherspayteachers.com/Store/Zip-a-dee-doo-dah-Designs)
[teacherspayteachers.com/Store/Bunny-On-A-Cloud](https://www.teacherspayteachers.com/Store/Bunny-On-A-Cloud) [teacherspayteachers.com/Store/Krista-Wallden-Creative-Clips](https://www.teacherspayteachers.com/Store/Krista-Wallden-Creative-Clips)
[teacherspayteachers.com/Store/Creating4-The-Classroom](https://www.teacherspayteachers.com/Store/Creating4-The-Classroom) [teacherspayteachers.com/Store/Rainbow-Sprinkle-Studio-Sasha-Mitten](https://www.teacherspayteachers.com/Store/Rainbow-Sprinkle-Studio-Sasha-Mitten)
[teacherspayteachers.com/Store/First-Class-Clipart](https://www.teacherspayteachers.com/Store/First-Class-Clipart) [teacherspayteachers.com/Store/Erin-Colleen-Design](https://www.teacherspayteachers.com/Store/Erin-Colleen-Design)

This packet contains Images used under license from Shutterstock.com

FONTS [schoolfonts.com.au](https://www.schoolfonts.com.au) [teacherspayteachers.com/Store/Kimberly-Geswein-Fonts](https://www.teacherspayteachers.com/Store/Kimberly-Geswein-Fonts)
[teacherspayteachers.com/Store/Ramonam-Graphics](https://www.teacherspayteachers.com/Store/Ramonam-Graphics)

PRINTING TIP This resource has been designed for printing on A4-sized paper. If you are printing on a different size, select "shrink to printable area" or "print to fit page" (or a similar option) in order for the contents of this unit to print correctly.

Copyright © 2020 by Lavinia Pop - All rights reserved by author.

Purchase of this item entitles the purchaser the right to reproduce the pages for personal and classroom use. Duplication for other classes, an entire school or commercial purposes is strictly prohibited without written permission from the author. Minor editing is permitted only for personal use, however the document remains under copyright even when edited. Posting this item in whole or in part on the Internet in any form is strictly prohibited and is a violation of the Digital Millennium Copyright Act (DMCA).

Please be fair and don't share! If you are not the original purchaser of this file, please visit my store to purchase a copy. [Kinder-Resources.com](https://www.Kinder-Resources.com)

let's connect!



[Kinder-Resources.com](https://www.Kinder-Resources.com)



[facebook.com/inmyworldlavinipop](https://www.facebook.com/inmyworldlavinipop)



[instagram.com/inmyworld_lavinipop](https://www.instagram.com/inmyworld_lavinipop)



[pinterest.com/lavinipop](https://www.pinterest.com/lavinipop)

Introduction

About this book

This book contains a set of 20 worksheets intended for use with children in Preschool and Kindergarten (Prep/Foundation). The contents of this book are intended to review skills already taught and are therefore ideal for morning work or homework.

Worksheet focus

The purpose of this set of worksheets is to build independence and focus on basic math and literacy skills.

This set focuses on:



- Tracing lines need to form the focus letter
- Upper and lower case letters: I, J, K, L
- Beginning sounds
- Numbers: 9, 10
- Counting
- Colors: black, white, gray (grey), gold
- Shapes: octagon, rhombus, heart, star

Happy Teaching :)

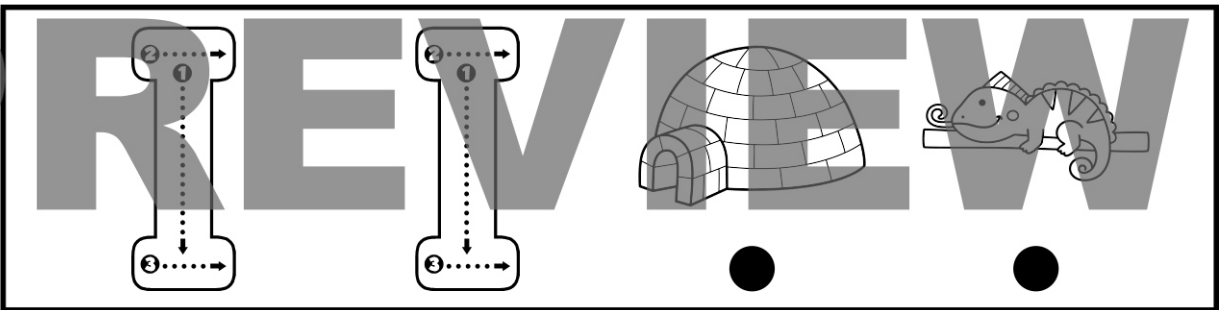

Name: _____

PREVIEW

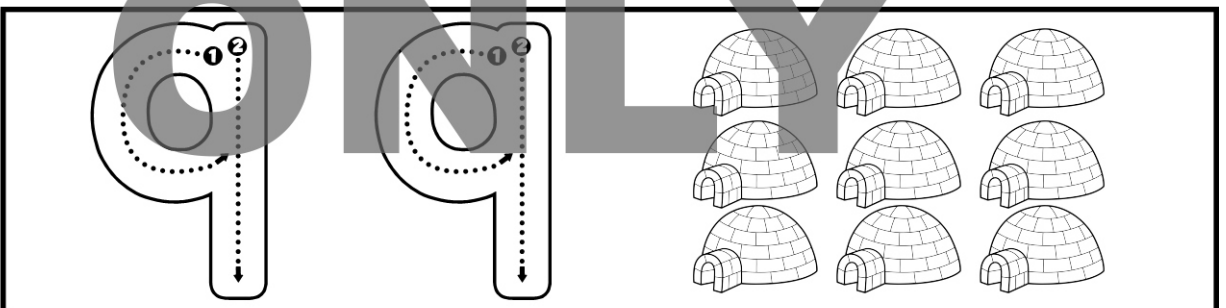

Trace the lines.



Trace the letter. Say the names of the objects and color them.

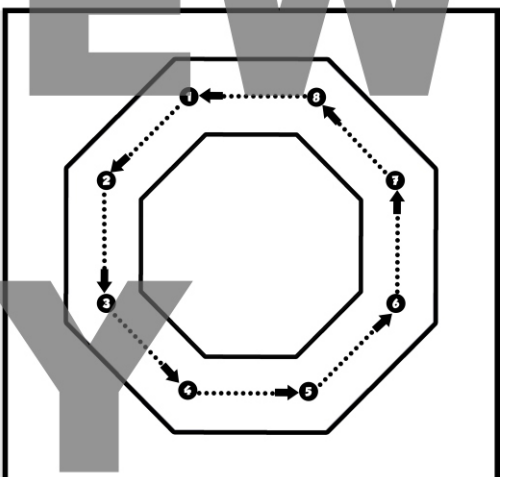





Trace the number. Color 9 igloos.



Color the cat black.



Trace the octagon.



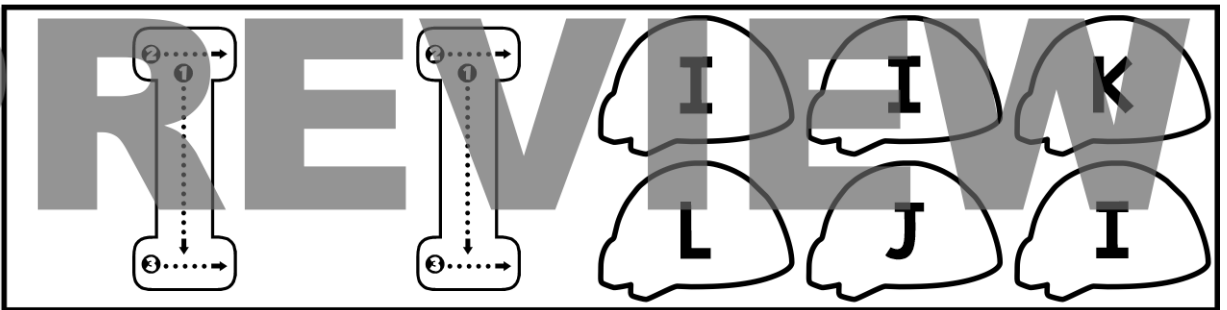

Name: _____

PREVIEW



Trace the lines.



Trace the letter. Color the igloos that have **I**.

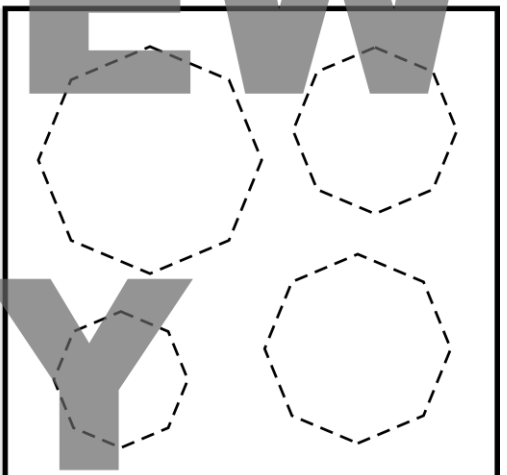





Trace the number. Color 9 iguanas.



Color the bat black.


Trace the octagons.



Name: _____


PREVIEW

Trace the lines.




Tracing practice for the word "ONLY". The word is written in large, bold letters. Each letter has a dashed line and a downward arrow indicating the stroke direction. To the right of the word are two vertical columns of three dots each, intended for tracing practice.

Trace the letter. Color the igloos that have i.



Tracing practice for the letter 'i'. The word "PREVIEW" is written in large, bold letters. The letter 'i' is highlighted in each letter. To the right of the word are two vertical columns of three dots each, intended for tracing practice. Below the word are six igloo shapes, each containing a letter: j, i, l, i, k, i.



Trace the number. Color the igloos that have 9.



Tracing practice for the number '9'. The word "PREVIEW" is written in large, bold letters. The number '9' is highlighted in each letter. To the right of the word are two vertical columns of three dots each, intended for tracing practice. Below the word are six igloo shapes, each containing a number: 8, 9, 10, 7, 9, 9.

Color the spider black.

Color the octagons.




Coloring activity. On the left is a large spider with a circular body and eight legs. On the right are nine octagons of various sizes and orientations, each with a small figure inside. The figures are a bird, a square, and a bird.

Name: _____


PREVIEW

Trace the lines.




Tracing practice for the word 'ONLY'. The word is written in large, bold letters. Each letter has a dashed vertical line through it with a downward arrow indicating the stroke direction. To the right of the word are two vertical columns of three dots each, intended for independent tracing practice.

Trace the letter. Draw a line to match.



Tracing practice for the word 'PREVIEW'. The word is written in large, bold letters. The letters 'P', 'R', 'E', and 'V' are solid. The letters 'I', 'E', and 'W' are hollow. Below the 'I' and 'E' are dotted lines with numbered arrows (1 and 2) showing stroke order. Below the 'W' is a dotted line with numbered arrows (1, 2, 3, 4) showing stroke order. To the right of the word are two vertical columns of three dots each, intended for independent tracing practice.



Trace the number. Color 9 ice blocks on the igloo.



Tracing practice for the number '9'. The number is written in large, bold letters. The number '9' is hollow. Below the '9' are two dotted lines with numbered arrows (1 and 2) showing stroke order. To the right of the number is a drawing of an igloo made of ice blocks.

Color the sunglasses black.

Cross out what is not an octagon.




Coloring and identification activity. On the left, a pair of sunglasses is shown. On the right, there are four items: a pair of glasses, a stop sign, a clock face, and a button. The stop sign and clock face are octagons, while the glasses and button are not.

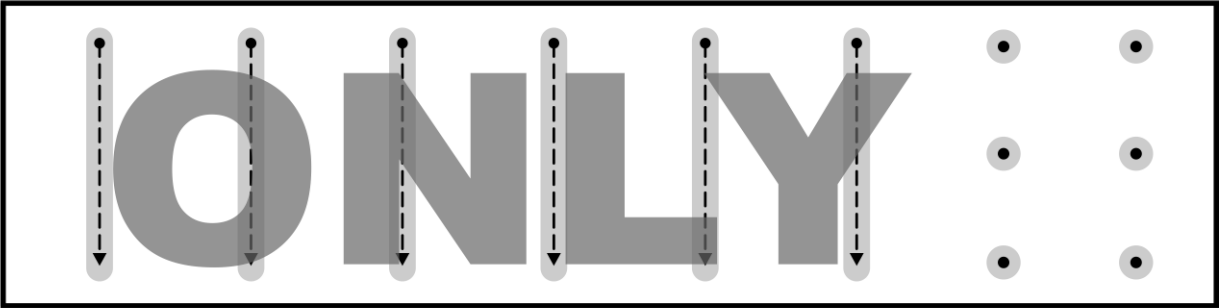
Name: _____

PREVIEW


Trace the lines.



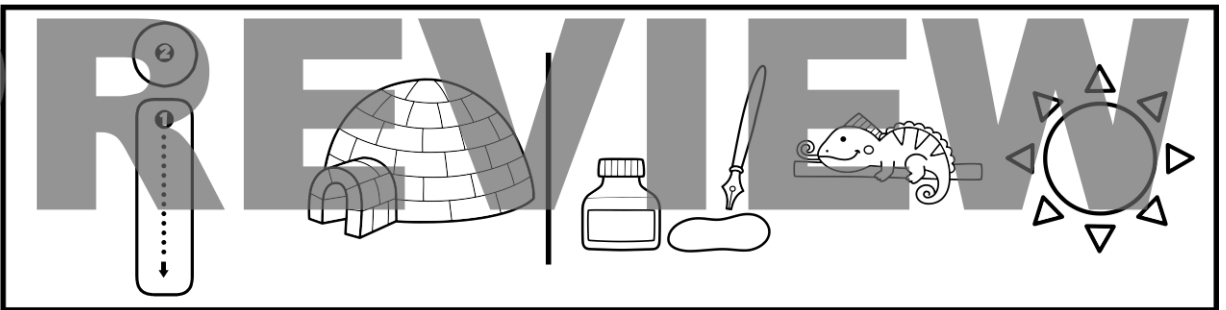
IONLY




Trace the letter. Color the pictures that start the same as igloo.



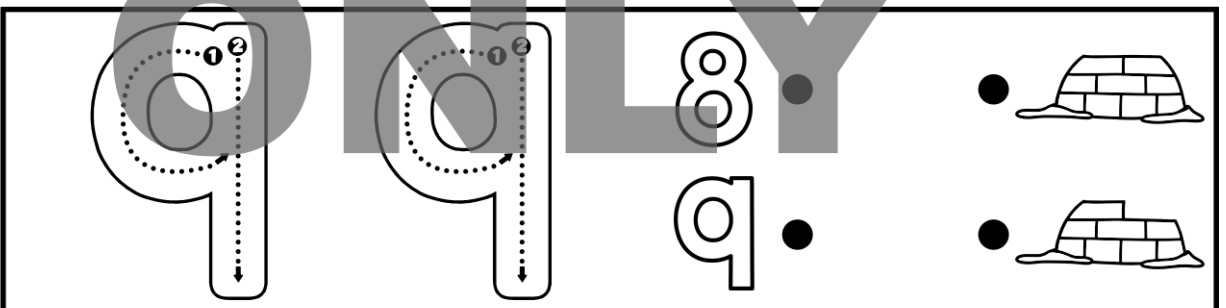
PREVIEW



Trace the number. Draw a line to match.



ONLY



Circle what is black.

Draw a line to match.

