



Sentence SCRAMBLE


A U T U M N


Autumn

Name _____

 Cut and paste the word cards in correct order.

 Write the sentence.


 leaves. can the rake I




Sentence Scramble Cut & Paste by Lavinia Pop © 2013


Autumn


Name _____

 Cut and paste the word cards in correct order.

I can rake the leaves.

 Write the sentence.

 leaves. can the rake I



Sentence Scramble Cut & Paste by Lavinia Pop © 2013

I

can


rake

the


leaves.

Thank you for downloading this product; I hope you will enjoy using it and that it will be a valuable resource for you! I value your feedback, so please don't hesitate to contact me if you have any concerns whatsoever as I will endeavour to address them. And if you like what I've done, please let me know by leaving feedback at my online store :)

let's connect!

Lavinia

lavinia@kinder-resources.com



Kinder-Resources.com



facebook.com/inmyworldlavinipop



instagram.com/inmyworld_lavinipop



pinterest.com/lavinipop

FONTS schoolfonts.com.au

teacherspayteachers.com/Store/Kimberly-Geswein-Fonts
teacherspayteachers.com/Store/Ramonam-Graphics

ILLUSTRATIONS Kari Bolt, Little Red, Hidesy's Clipart, Dancing Crayon Designs, Whimsy Clips, PartyHead Graphics, Ramona Majdis, Zip-a-Dee-doo-dah-Designs, Bunny on a Cloud, Krista Wallden - Creative Clips, Creating4 the Classroom, Rainbow Sprinkle Studio - Sasha Mitten, First Class Clipart, Erin Colleen Design

teacherspayteachers.com/Store/Kari-Bolt teacherspayteachers.com/Store/Littlered teacherspayteachers.com/Store/Hidesys-Clipart
dancingcrayon.com teacherspayteachers.com/Store/Whimsy-Clips teacherspayteachers.com/StorePartyhead-Graphics
teacherspayteachers.com/Store/Ramona-Majdis teacherspayteachers.com/Store/Zip-a-dee-doo-dah-Designs
teacherspayteachers.com/Store/Bunny-On-A-Cloud teacherspayteachers.com/Store/Krista-Wallden-Creative-Clips
teacherspayteachers.com/Store/Creating4-The-Classroom teacherspayteachers.com/Store/Rainbow-Sprinkle-Studio-Sasha-Mitten
teacherspayteachers.com/Store/First-Class-Clipart teacherspayteachers.com/Store/Erin-Colleen-Design

This packet contains Images used under license from Shutterstock.com

PRINTING TIP: This resource has been designed for printing on A4-sized paper. If you are printing on a different size, select "shrink to printable area" or "print to fit page" (or a similar option) in order for the contents of this unit to print correctly.

Copyright © 2013 by Lavinia Pop - All rights reserved by author.

Purchase of this item entitles the purchaser the right to reproduce the pages for personal and classroom use. Duplication for other classes, an entire school or commercial purposes is strictly prohibited without written permission from the author. Minor editing is permitted only for personal use, however the document remains under copyright even when edited. Posting this item in whole or in part on the Internet in any form is strictly prohibited and is a violation of the Digital Millennium Copyright Act (DMCA).

Please be fair and don't share! If you are not the original purchaser of this file, please visit my store to purchase a copy. Kinder-Resources.com

INTRODUCTION

About this book

This book contains a collection of Autumn-themed sentence building printables and follow up worksheets intended for use with children in Kindergarten (Prep) and Grade 1.

Directions for use

There are a couple of ways in which the contents of this unit can be used to target the different learning levels of students:

1. Sentence Scramble Center: Print the word/picture cards (p. 5-13) and laminate them for durability. Cut along the dotted lines to separate them. Each one is numbered to show the ones that belong together in a sentence. The aim is for children to arrange the cards to build a sentence, and then complete the corresponding cut and paste sheet from the first set of worksheets (p. 14-34).

2. Cut and Paste Word Work: This activity (p. 35-55) is an easier alternative for children who cannot yet build sentences independently; they use the sentence on each page as a guide to order the words correctly. Using the word/picture cards for this activity is optional; set up is as outlined above.

The worksheets in this book can be used while working with the entire class, in small groups, or individually. They can also be assigned as homework for additional practice to reinforce sight words and vocabulary learnt in the classroom.

Happy Teaching :)

SENTENCES INCLUDED:

1. I can rake the leaves.
2. I will make a scarecrow.
3. It is fun to ride.
4. I like to hide.
5. Tom jumps in the leaves.
6. The squirrel has an acorn.
7. An owl is in the tree.
8. Look at the little hedgehog!
9. I can pick apples.
10. I like to eat apples.
11. Look at that pie!
12. Jan has a basket of apples.
13. The leaves fall off the tree.
14. I have an orange pumpkin.
15. Bob likes to play football.
16. I need my yellow rain boots.
17. Do you have a jumper on?
18. Can you find my scarf?
19. The crow is on the barn.
20. The corn is in the wagon.
21. The leaf is red.

1

I

1

can

1




rake

1

the

1



leaves.

2

I

2

will

2

make

2

a

2



scarecrow.

3

It

3

is

Autumn


Name



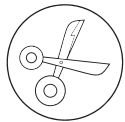
Cut and paste the word cards in correct order.



--	--	--	--	--



Write the sentence.



leaves.

can

the

rake

I

Autumn

Name




Cut and paste the word cards in correct order.

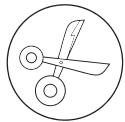


I can rake the leaves.

--	--	--	--	--



Write the sentence.



leaves.

can

the

rake

I