

Sentence SCRAMBLE

Thanksgiving



Thanksgiving

4

cut and paste the word cards in correct order.

This is my turkey.

turkey. is my This

Thanksgiving

4

Name _____

cut and paste the word cards in correct order.

This is my turkey.

Write the sentence.

turkey. is my This

4

This


4

is

4

my

4



turkey.

Thank you for downloading this product; I hope you will enjoy using it and that it will be a valuable resource for you! I value your feedback, so please don't hesitate to contact me if you have any concerns whatsoever as I will endeavour to address them. And if you like what I've done, please let me know by leaving feedback at my online store :)

let's connect!

Lavinia

lavinia@kinder-resources.com



Kinder-Resources.com



facebook.com/inmyworldlavinipop



instagram.com/inmyworld_lavinipop



pinterest.com/lavinipop

ILLUSTRATIONS Kari Bolt, Little Red, Hidesy's Clipart, Dancing Crayon Designs, Whimsy Clips, PartyHead Graphics, Ramona Majdis, Zip-a-Dee-doo-dah-Designs, Bunny on a Cloud, Krista Wallden - Creative Clips, Creating4 the Classroom, Rainbow Sprinkle Studio - Sasha Mitten, First Class Clipart, Erin Colleen Design

teacherspayteachers.com/Store/Kari-Bolt teacherspayteachers.com/Store/Littlered teacherspayteachers.com/Store/Hidesys-Clipart
dancingcrayon.com teacherspayteachers.com/Store/Whimsy-Clips teacherspayteachers.com/StorePartyhead-Graphics
teacherspayteachers.com/Store/Ramona-Majdis teacherspayteachers.com/Store/Zip-a-dee-doo-dah-Designs
teacherspayteachers.com/Store/Bunny-On-A-Cloud teacherspayteachers.com/Store/Krista-Wallden-Creative-Clips
teacherspayteachers.com/Store/Creating4-The-Classroom teacherspayteachers.com/Store/Rainbow-Sprinkle-Studio-Sasha-Mitten
teacherspayteachers.com/Store/First-Class-Clipart teacherspayteachers.com/Store/Erin-Colleen-Design

This packet contains Images used under license from Shutterstock.com

PRINTING TIP: This resource has been designed for printing on A4-sized paper. If you are printing on a different size, select "shrink to printable area" or "print to fit page" (or a similar option) in order for the contents of this unit to print correctly.

Copyright © 2014 by Lavinia Pop - All rights reserved by author.

Purchase of this item entitles the purchaser the right to reproduce the pages for personal and classroom use. Duplication for other classes, an entire school or commercial purposes is strictly prohibited without written permission from the author. Minor editing is permitted only for personal use, however the document remains under copyright even when edited. Posting this item in whole or in part on the Internet in any form is strictly prohibited and is a violation of the Digital Millennium Copyright Act (DMCA).

Please be fair and don't share! If you are not the original purchaser of this file, please visit my store to purchase a copy. Kinder-Resources.com

Introduction

About this book

This book contains a collection of Thanksgiving-themed sentence building printables and follow up worksheets intended for use with children in Kindergarten (Prep) and Grade 1.

Directions for use

There are a couple of ways in which the contents of this unit can be used to target the different learning levels of students:

1. Sentence Scramble Center: Print the word/picture cards (p. 5-13) and laminate them for durability. Cut along the dotted lines to separate them. Each one is numbered to show the ones that belong together in a sentence. The aim is for children to arrange the cards to build a sentence, and then complete the corresponding cut and paste sheet from the first set of worksheets (p. 14-33).

2. Cut and Paste Word Work: This activity (p. 34-53) is an easier alternative for children who cannot yet build sentences independently; they use the sentence on each page as a guide to order the words correctly. Using the word/picture cards for this activity is optional; set up is as outlined above.

The worksheets in this book can be used while working with the entire class, in small groups, or individually. They can also be assigned as homework for additional practice to reinforce sight words and vocabulary learnt in the classroom.

Happy Teaching :)

Sentences Included

1. The pie is hot!
2. We like the parade.
3. They like to cook.
4. This is my turkey.
5. Mom has the roast turkey.
6. Do you play football?
7. My grandparents will come on Thursday.
8. We eat dinner at the table.
9. We are thankful!
10. The turkey can mix with a spoon.
11. That turkey baked a pie.
12. Will he eat all the pie?
13. The turkey reads about pumpkins.
14. This turkey did a big kick.
15. She has a turkey feather.
16. A hen is on the nest.
17. The egg is hatching.
18. This hen sees a worm.
19. The tom wants to fly.
20. He looks for turkeys.

1

The

1

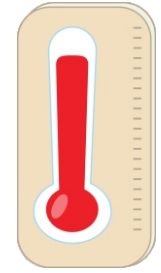


pie

1

is

1



hot!

2

We

2

like

2

the

2



parade.

3

They

3

like

3

to

3



cook.

Thanksgiving

Name



Cut and paste the word cards in correct order.


--	--	--	--



Write the sentence.



pie	hot!	The	is
-----	------	-----	----



Thanksgiving

Name



Cut and paste the word cards in correct order.


--	--	--	--



Write the sentence.



turkey.	is	my	This
---------	----	----	------



Thanksgiving

Name



Cut and paste the word cards in correct order.


--	--	--	--



Write the sentence.



pie	hot!	The	is
-----	------	-----	----



The pie is hot!



Thanksgiving

Name



Cut and paste the word cards in correct order.

--	--	--	--



Write the sentence.




turkey.

is

my

This



This is my turkey.

4