

Winter KINDERGARTEN Math Worksheets & Activities

Name: _____

Count and graph.

5				
4				
3				
2				
1				

Name: _____

Color the child who is in the place shown on the mitten.

5th

9th

Name: _____

How many are there?

1 2 3 5 6 7

Name: _____

Cut and paste the base ten blocks next to the correct number.

	1	
	2	

Name: _____

Color the heavier object.

Name: _____

Cut and paste the missing numbers.

8		10	1	2	
4	5			2	3
	3	4	3		5
7		9	3	4	

9 4 8 3
6 5 1 2

Name: _____

Add the following:

		$10 + 2 =$			$10 + 2 =$
		$3 + 2 =$			$10 + 2 =$
		$10 + 2 =$			$10 + 2 =$
		$10 + 2 =$			$10 + 2 =$



Thank you for downloading this product; I hope you will enjoy using it and that it will be a valuable resource for you! I value your feedback, so please don't hesitate to contact me if you have any concerns whatsoever as I will endeavour to address them. And if you like what I've done, please let me know by leaving feedback at my online store :)

Lavinia

lavinia@kinder-resources.com

ILLUSTRATIONS Kari Bolt, Little Red, Hidesy's Clipart, Dancing Crayon Designs, Whimsy Clips, PartyHead Graphics, Ramona Majdis, Zip-a-Dee-doo-dah-Designs, Bunny on a Cloud, Krista Wallden - Creative Clips, Creating4 the Classroom, Rainbow Sprinkle Studio - Sasha Mitten, First Class Clipart, Erin Colleen Design

teacherspayteachers.com/Store/Kari-Bolt teacherspayteachers.com/Store/Littered teacherspayteachers.com/Store/Hidesys-Clipart
dancingcrayon.com teacherspayteachers.com/Store/Whimsy-Clips teacherspayteachers.com/Store/Partyhead-Graphics
teacherspayteachers.com/Store/Ramona-Majdis teacherspayteachers.com/Store/Zip-a-dee-doo-dah-Designs
teacherspayteachers.com/Store/Bunny-On-A-Cloud teacherspayteachers.com/Store/Krista-Wallden-Creative-Clips
teacherspayteachers.com/Store/Creating4-The-Classroom teacherspayteachers.com/Store/Rainbow-Sprinkle-Studio-Sasha-Mitten
teacherspayteachers.com/Store/First-Class-Clipart teacherspayteachers.com/Store/Erin-Colleen-Design

This packet contains Images used under license from Shutterstock.com

FONTS schoolfonts.com.au teacherspayteachers.com/Store/Kimberly-Geswein-Fonts
teacherspayteachers.com/Store/Ramonam-Graphics

PRINTING TIP This resource has been designed for printing on A4-sized paper. If you are printing on a different size, select "shrink to printable area" or "print to fit page" (or a similar option) in order for the contents of this unit to print correctly.

Copyright © 2013 by Lavinia Pop - All rights reserved by author.

Purchase of this item entitles the purchaser the right to reproduce the pages for personal and classroom use. Duplication for other classes, an entire school or commercial purposes is strictly prohibited without written permission from the author. Minor editing is permitted only for personal use, however the document remains under copyright even when edited. Posting this item in whole or in part on the Internet in any form is strictly prohibited and is a violation of the Digital Millennium Copyright Act (DMCA).

Please be fair and don't share! If you are not the original purchaser of this file, please visit my store to purchase a copy. Kinder-Resources.com

let's connect!



Kinder-Resources.com



facebook.com/inmyworldlavinipop



instagram.com/inmyworld_lavinipop



pinterest.com/lavinipop

Introduction

About this book

This book contains a collection of Winter-themed math worksheets, suitable for use with children in Kindergarten (Prep).

Directions for use

Following is an outline of the worksheets included in this unit and suggestions for use.

1. Winter counting (3 pages)

The worksheets can be completed with dot paints, number stickers or children can simply color the circle to show the correct number of objects in each box.

2. Winter number-word match

Children cut the numbers from the bottom of the page and paste them under the correct number word.

3. Mittens number-word match (2 pages)

Children count the mittens in each 10 frame, find the matching number and number words and paste them next to the corresponding frame.

4. Number match - base ten blocks (2 pages)

Children cut the base ten block tiles and paste them next to their corresponding number.

5. Base ten counting (numbers 11-20) (2 pages)

The worksheets can be completed with dot paints, number stickers or children can simply color the circle to show the correct number of objects in each box.

6. Ordinal numbers cut and paste (2 pages)

Children cut the ordinal number tiles and paste them next to their corresponding written form.

7. Winter ordinal kids (2 pages)

Children color the correct child to represent the ordinal number on each mitten.

8. Winter more and less (2 pages)

Children count the object in each section and decide which has more and which has less. They can circle the correct answer, or color the pictures.

9. Winter picture scrambles cut and paste (5 pages)

Children cut out the number tiles from the bottom of the page and paste them in the correct order to reveal the hidden picture. Ordering of numbers is from 1-5, 5-10, skip counting by 5s 5-25, skip counting by 10s 10-50 and skip counting by 2s 2-10.

10. Winter missing numbers (4 pages)

Children cut and paste the missing numbers in the empty boxes.

11. Mittens skip counting by 2s cut and paste

Children cut and paste the numbers in correct order.

12. Winter numbers before and after (2 pages)

Children write the numbers that come before and after the given number.

13. Mittens making 10 worksheets (2 pages)

Children count the objects in each ten frame, work out how many more are needed to make 10 and then complete the addition equation.

14. Making 10 mini-books (4 pages)

To assemble: cut each page along the horizontal lines and staple the pages together. Alternatively, children can put the pages in number order once they have completed the activity.

Children count the objects in each ten frame, work out how many more are needed to make 10 and then complete the addition sentence.

15. Winter addition worksheets with pictures (to 10) (3 pages)

This is a set of basic addition worksheets up to the sum of 10. Children can use the pictures to help them work out the equation, or you can provide them with a ten frame or another manipulative of your choice.

16. Mitten patterns AB, AAB, ABB, ABC (2 pages)

Children color in the pictures to make the required pattern.

17. Winter Count and Graph (4 pages)

Children count the object then record their findings on the graph.

18. Winter snowballs odd and Even sorting (2 pages)

Children cut and paste the numbers in the correct box to show which ones are odd and even.

19. Winter color by number (3 pages)

Children use dice for the first 2 worksheets and color by number addition, then by number word addition. The last worksheet is a color by number code.


20. Winter weight

Children color the heavier object on the scale.

Happy Teaching :)

Name:

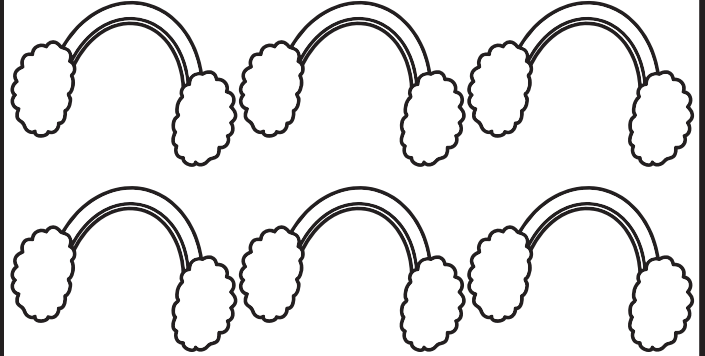
Lavinia Pop © 2013




How many are there?




- 1
- 2
- 3



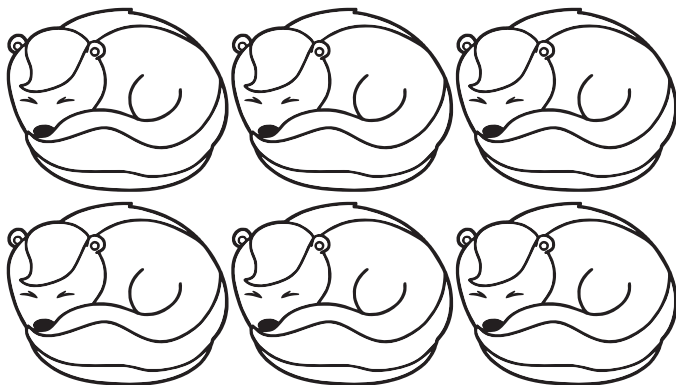
- 5
- 6
- 7




- 3
- 4
- 5



- 3
- 4
- 5



- 4
- 5
- 6



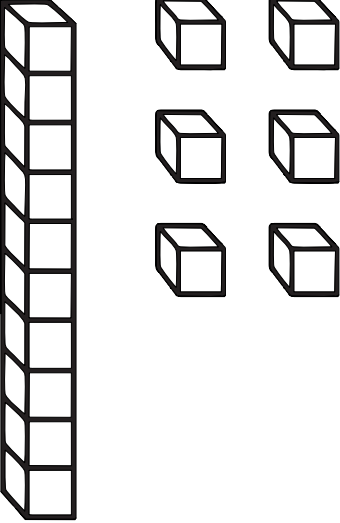

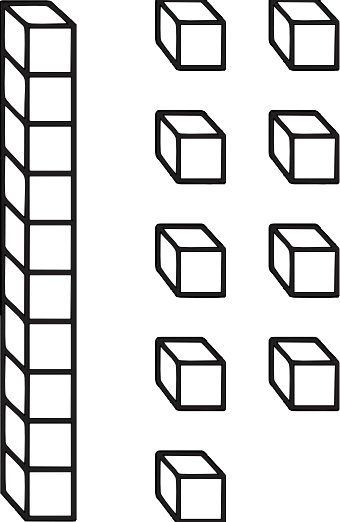
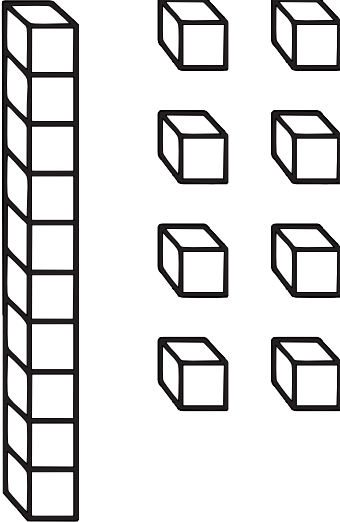

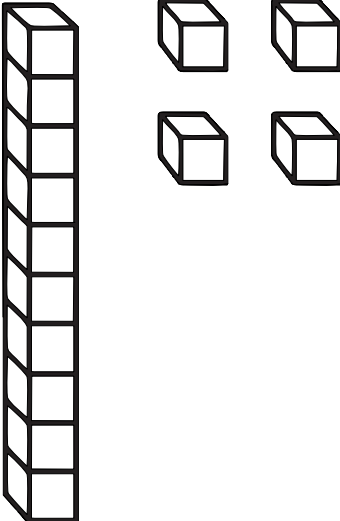
- 8
- 9
- 10

Name: _____

Lavinia Pop © 2013



How many are there?

4
12
16

1
11
21

9
19
11


8
18
16

22
12
2

12
14
24

Name: _____

Lavinia Pop © 2013



Write the missing numbers on the mittens to show the number before and after.

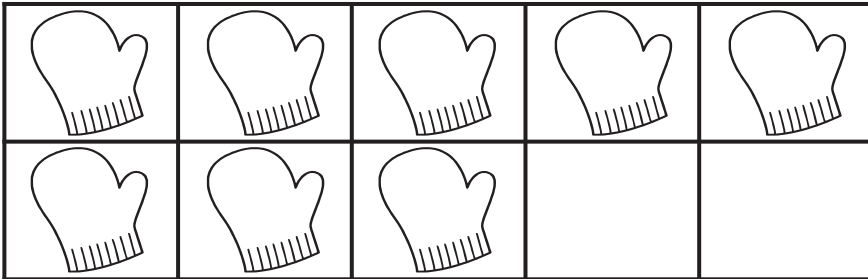


Name:

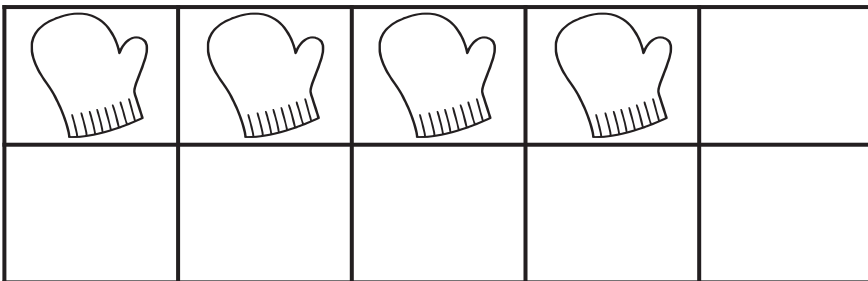
Lavinia Pop © 2013




Count the mittens. How many more do you need to make 10?




$$\square + \square = 10$$



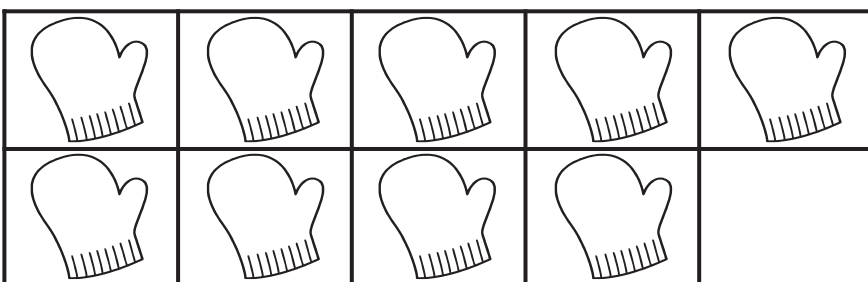
$$\square + \square = 10$$



$$\square + \square = 10$$




$$\square + \square = 10$$




$$\square + \square = 10$$






Name:

Lavinia Pop © 2013



Count and graph.



5					
4					
3					
2					
1					
					

Name: _____

Lavinia Pop © 2013



Color the picture using the number code.

3



4



6



5



1



2

