

Polar Animals

PRESCHOOL

CENTERS






Which picture is different?

© 2021 Lavinia Pop

albatross





1 2 3

© 2021 Lavinia Pop



What Doesn't Belong?

© 2021 Lavinia Pop



Thank you for downloading this product; I hope you will enjoy using it and that it will be a valuable resource for you! I value your feedback, so please don't hesitate to contact me if you have any concerns whatsoever as I will endeavour to address them. And if you like what I've done, please let me know by leaving feedback at my online store :)

Lavinia

lavinia@kinder-resources.com

ILLUSTRATIONS Kari Bolt, Little Red, Hidesy's Clipart, Dancing Crayon Designs, Whimsy Clips, PartyHead Graphics, Ramona Majdis, Zip-a-Dee-doo-dah-Designs, Bunny on a Cloud, Krista Wallden - Creative Clips, Creating4 the Classroom, Rainbow Sprinkle Studio - Sasha Mitten, First Class Clipart, Erin Colleen Design

teacherspayteachers.com/Store/Kari-Bolt teacherspayteachers.com/Store/Littered teacherspayteachers.com/Store/Hidesys-Clipart
dancingcrayon.com teacherspayteachers.com/Store/Whimsy-Clips teacherspayteachers.com/Store/Partyhead-Graphics
teacherspayteachers.com/Store/Ramona-Majdis teacherspayteachers.com/Store/Zip-a-dee-doo-dah-Designs
teacherspayteachers.com/Store/Bunny-On-A-Cloud teacherspayteachers.com/Store/Krista-Wallden-Creative-Clips
teacherspayteachers.com/Store/Creating4-The-Classroom teacherspayteachers.com/Store/Rainbow-Sprinkle-Studio-Sasha-Mitten
teacherspayteachers.com/Store/First-Class-Clipart teacherspayteachers.com/Store/Erin-Colleen-Design

This packet contains Images used under license from Shutterstock.com

FONTS schoolfonts.com.au teacherspayteachers.com/Store/Kimberly-Geswein-Fonts
teacherspayteachers.com/Store/Ramonam-Graphics

PRINTING TIP This resource has been designed for printing on A4-sized paper. If you are printing on a different size, select "shrink to printable area" or "print to fit page" (or a similar option) in order for the contents of this unit to print correctly.

Copyright © 2021 by Lavinia Pop - All rights reserved by author.

Purchase of this item entitles the purchaser the right to reproduce the pages for personal and classroom use. Duplication for other classes, an entire school or commercial purposes is strictly prohibited without written permission from the author. Minor editing is permitted only for personal use, however the document remains under copyright even when edited. Posting this item in whole or in part on the Internet in any form is strictly prohibited and is a violation of the Digital Millennium Copyright Act (DMCA).

Please be fair and don't share! If you are not the original purchaser of this file, please visit my store to purchase a copy. Kinder-Resources.com

let's connect!



Kinder-Resources.com



facebook.com/inmyworldlavinipop



instagram.com/inmyworld_lavinipop



pinterest.com/lavinipop

INTRODUCTION

About this book

This book contains 23 printable activities for use with children in Preschool, Pre-Kindergarten, Transitional Kindergarten and Kindergarten (Prep/Foundation).

To prepare the contents of this packet for use, laminate each printed page for durability and re-use and then cut along the dotted lines.

I have included photos showing how the activities in this packet can be used. You may print them and store them with the matching activity as a visual instruction card.

Following is an outline of the activities included in this unit and suggestions for use.

Fish in bucket name building

Children will spell their names by placing the fish in correct order.

Please note: an editable version of this activity is included in the file FISH.

Polar animals play dough mats (5 mats)

Materials needed: play dough in various colours

Children will roll out the play dough and use it to shape the outline of the picture.

Penguin pre-writing practice

Materials needed: erasable markers

Children will trace the different pre-writing lines.

Upper and lower case letter tracing cards

Materials needed: erasable markers

Children will trace the upper and lower case letters.

Upper-lower case letter matching

Children will match the lower case letters to the correct upper case letters.

Beginning sounds matching

Children will match the seal to the correct igloo.

Polar animals syllables matching

Materials needed: clothes pegs/pins

Children will identify the number of syllables in each word and show their answer by clipping a peg on the corresponding number.

Penguin mother and baby rhyming words matching

Children will match the baby penguin to the mother with which it rhymes.

Penguin and ice word family sort

Children will sort the penguins to the correct word family.

Fishing for sight words

Children will pick a fish and place it inside the bucket. They will then spell the sight word using the ice cubes.

Penguin prepositions

Materials needed: clothes pegs/pins

Children will identify the position of the penguin in relation to the igloo and show their answer by clipping a peg on the corresponding preposition.

Polar animals shadow matching

Children will match the pictures to their shadows.

Which picture is different? cards

Children will identify the picture that is different.

What Doesn't Belong? cards

Children will identify the picture that doesn't belong.

Polar animals sorting (in the water/on the ice)

Children will sort the different polar animals to show where they live: in the water or on the ice.

Baby penguin hatching 4-part sequencing cards

Children will order the cards correctly to show the process of a hatching penguin.

Polar bear hat colour matching

Children will match the coloured hats to the polar bear with the scarf.

Polar animals patterns (AB)

Children will identify the pattern on the cards and to place the correct picture in the empty box to complete the pattern.

Number tracing

Materials needed: erasable markers

Children will trace the numbers.

Polar animals number sense (1-10)

Children will sort the different number representations on the seal, penguin, polar bear and caribou to the correct igloo.

Penguin counting

Children will select a number card and place it on the square. They will then count out the correct amount of penguins and place them on the iceberg.

Penguin and ice word family sort

Children will sort the penguins to the correct word family.

Fishing for sight words

Children will pick a fish and place it inside the bucket. They will then spell the sight word using the ice cubes.

Penguin prepositions

Materials needed: clothes pegs/pins

Children will identify the position of the penguin in relation to the igloo and show their answer by clipping a peg on the corresponding preposition.

Polar animals shadow matching

Children will match the pictures to their shadows.

Which picture is different? cards

Children will identify the picture that is different.

What Doesn't Belong? cards

Children will identify the picture that doesn't belong.

Polar animals sorting (in the water/on the ice)

Children will sort the different polar animals to show where they live: in the water or on the ice.

Baby penguin hatching 4-part sequencing cards

Children will order the cards correctly to show the process of a hatching penguin.

Polar bear hat colour matching

Children will match the coloured hats to the polar bear with the scarf.

Polar animals patterns (AB)

Children will identify the pattern on the cards and to place the correct picture in the empty box to complete the pattern.

Number tracing

Materials needed: erasable markers

Children will trace the numbers.

Polar animals number sense (1-10)

Children will sort the different number representations on the seal, penguin, polar bear and caribou to the correct igloo.

Penguin counting

Children will select a number card and place it on the square. They will then count out the correct amount of penguins and place them on the iceberg.

store the fish
inside the bucket








In My World




you can also use
chenille sticks



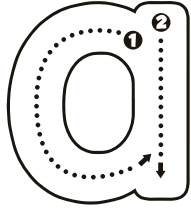
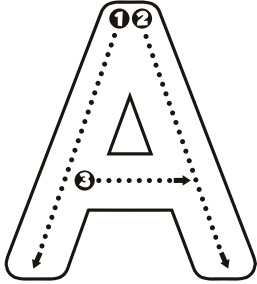









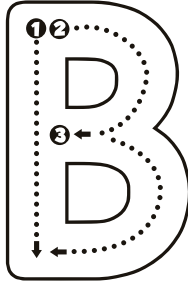
albatross



© 2021 Lavinia Pop



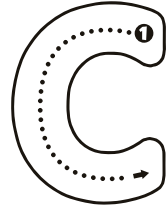
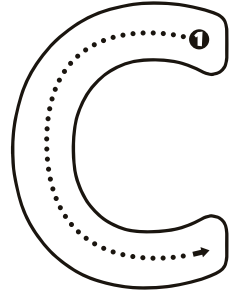
beluga whale




© 2021 Lavinia Pop



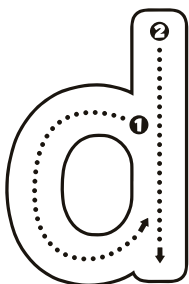
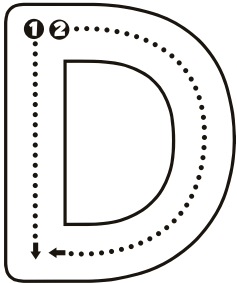
caribou



© 2021 Lavinia Pop



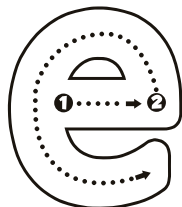
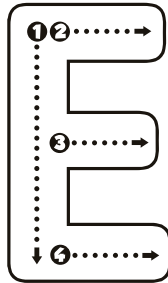
Dall sheep



© 2021 Lavinia Pop



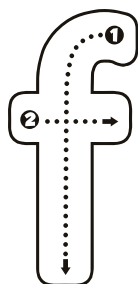
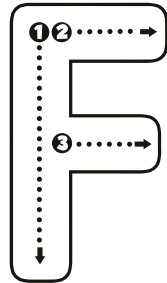
emperor penguin



© 2021 Lavinia Pop

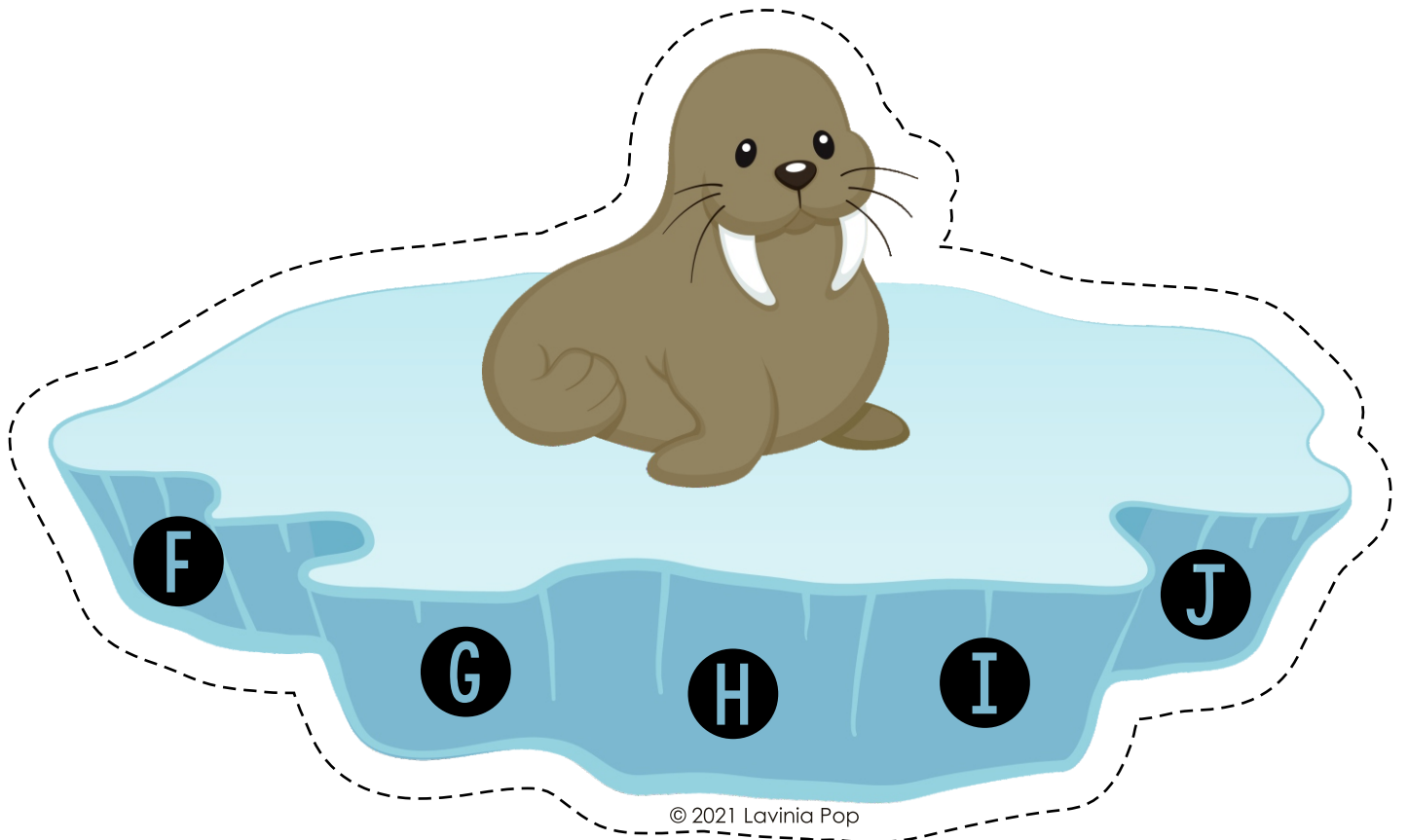


Arctic fox




© 2021 Lavinia Pop



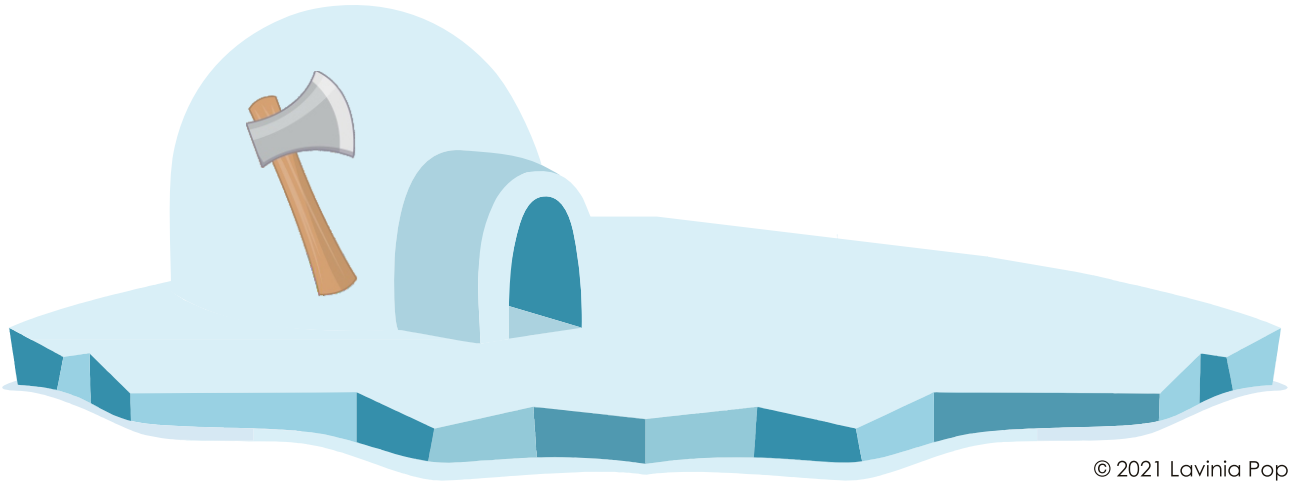


Glue the cut out letters on the ends of clothes pegs/pins.

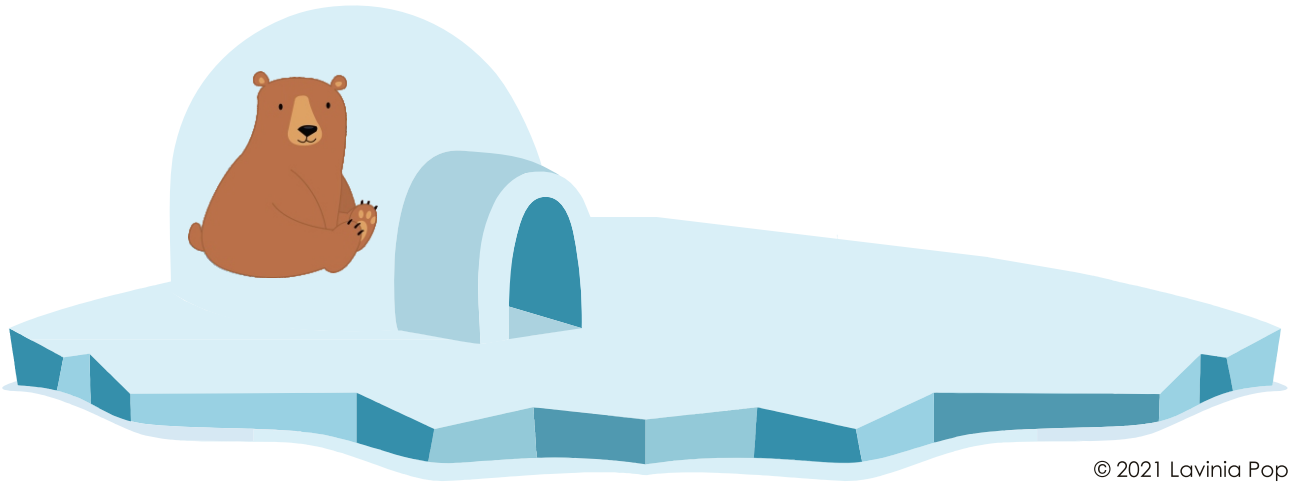




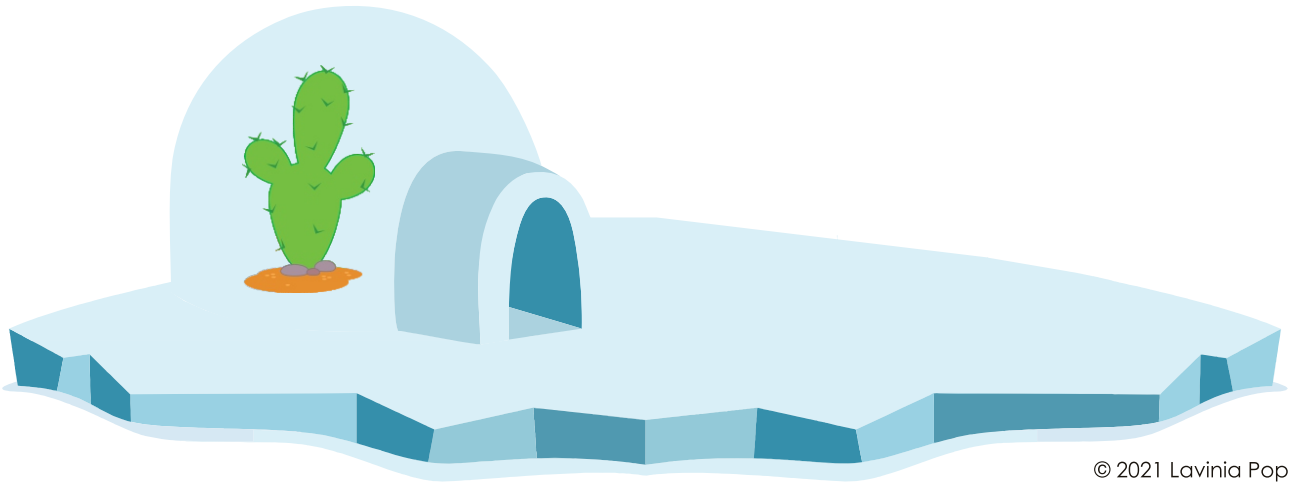
In My World



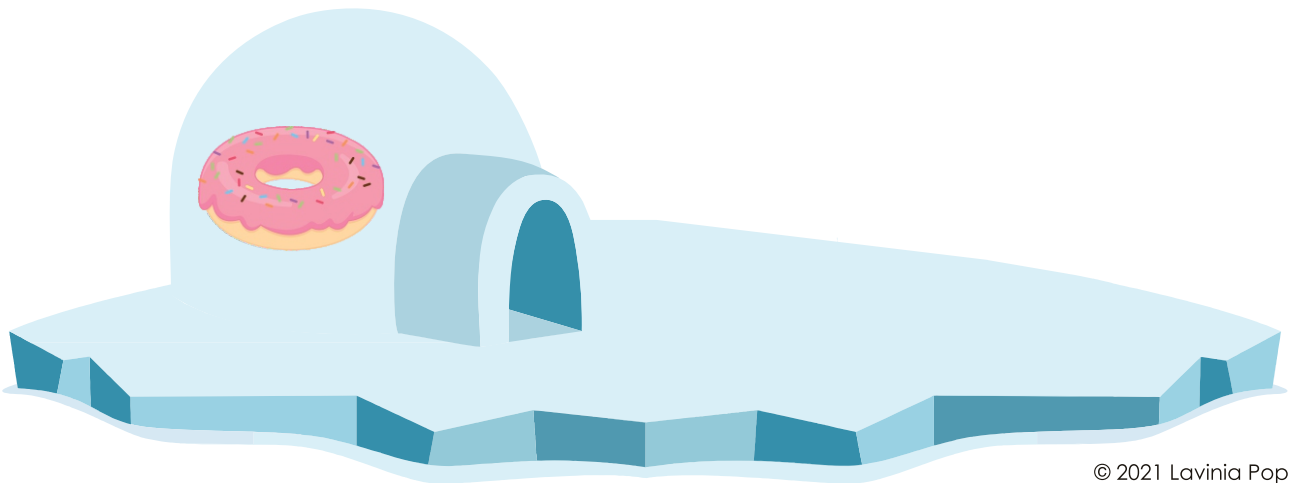
© 2021 Lavinia Pop




© 2021 Lavinia Pop



© 2021 Lavinia Pop




© 2021 Lavinia Pop





albatross



1 2 3

© 2021 Lavinia Pop


caribou



1 2 3

© 2021 Lavinia Pop


fox




1 2 3

© 2021 Lavinia Pop





© 2021 Lavinia Pop



© 2021 Lavinia Pop





In My World


-ag

© 2021 Lavinia Pop






 In My World



© 2021 Lavinia Pop




© 2021 Lavinia Pop




© 2021 Lavinia Pop





© 2021 Lavinia Pop



© 2021 Lavinia Pop



© 2021 Lavinia Pop



a a n d a

r e a t a

w a y b i

g c a n c

o m e d o


w n f i n

d f o r f




 In My World





© 2021 Lavinia Pop




© 2021 Lavinia Pop




© 2021 Lavinia Pop




© 2021 Lavinia Pop




© 2021 Lavinia Pop





© 2021 Lavinia Pop



© 2021 Lavinia Pop




© 2021 Lavinia Pop





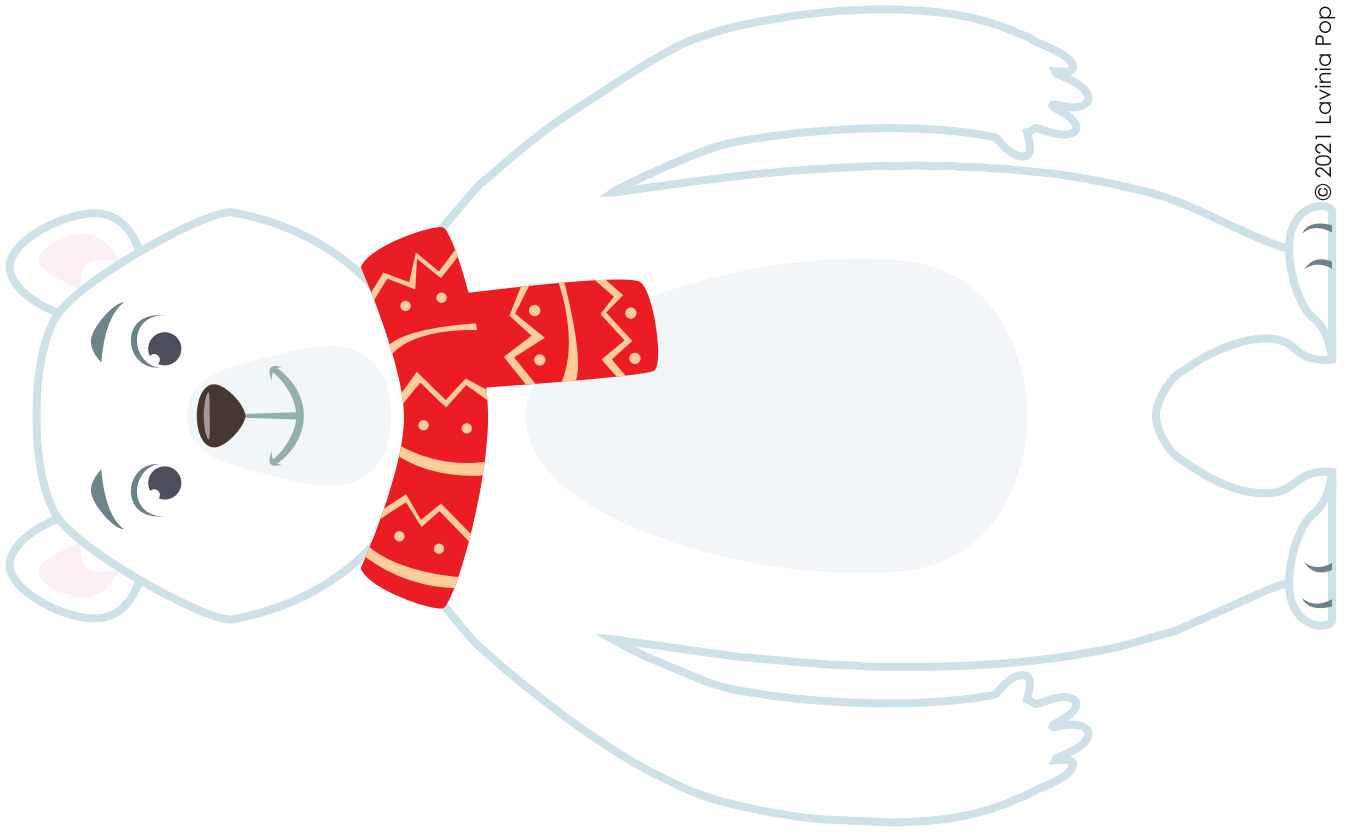




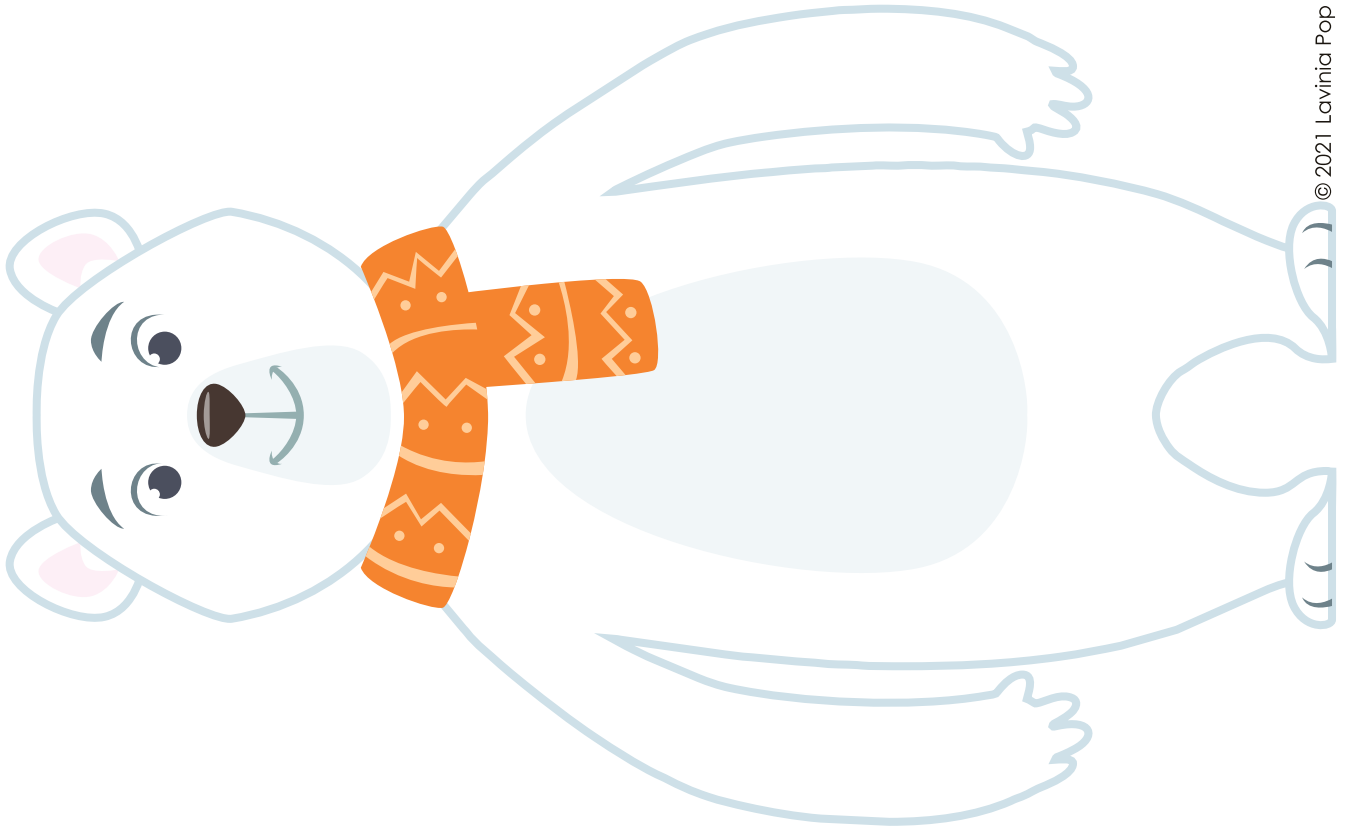
In My World

you can also use
different materials
for your children to
sort to the



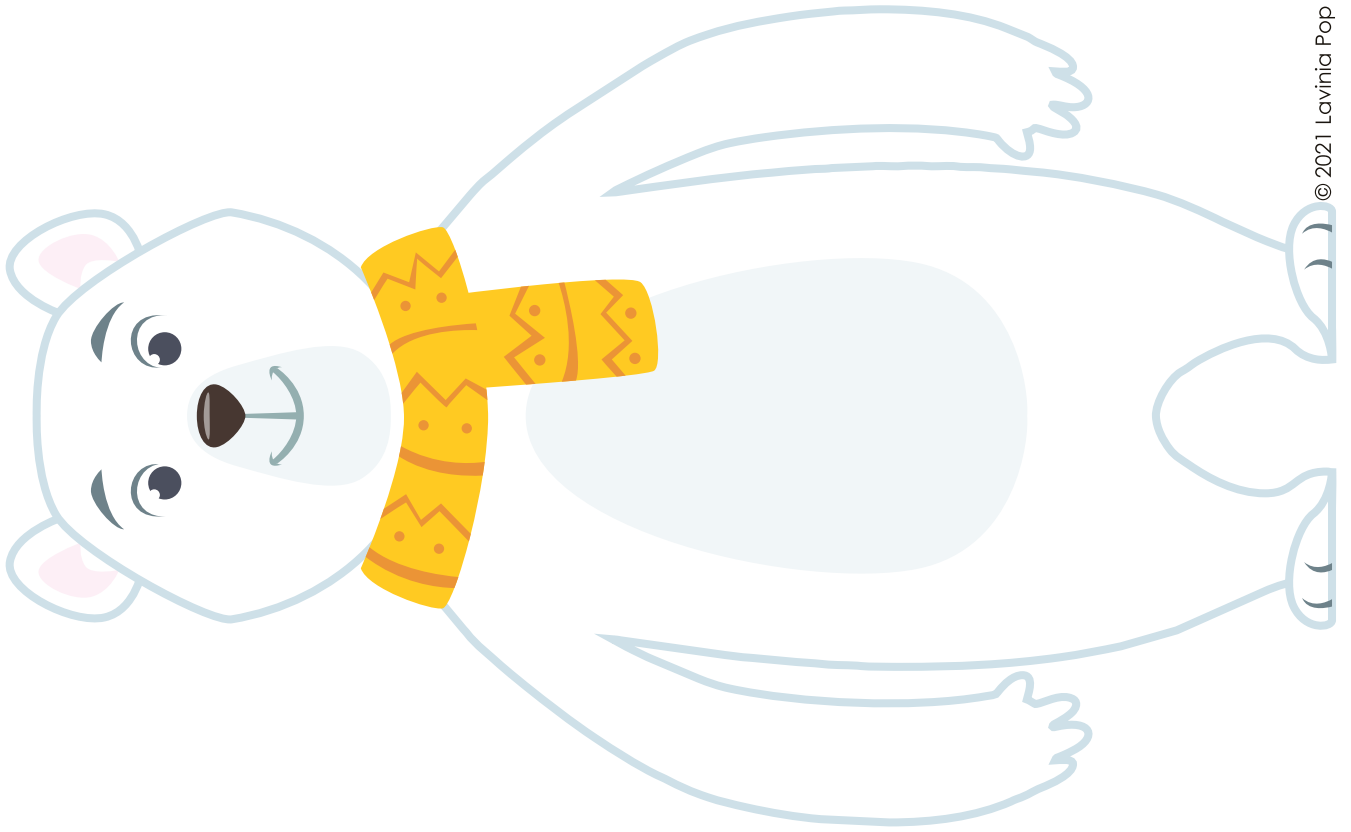


© 2021 Lavinia Pop

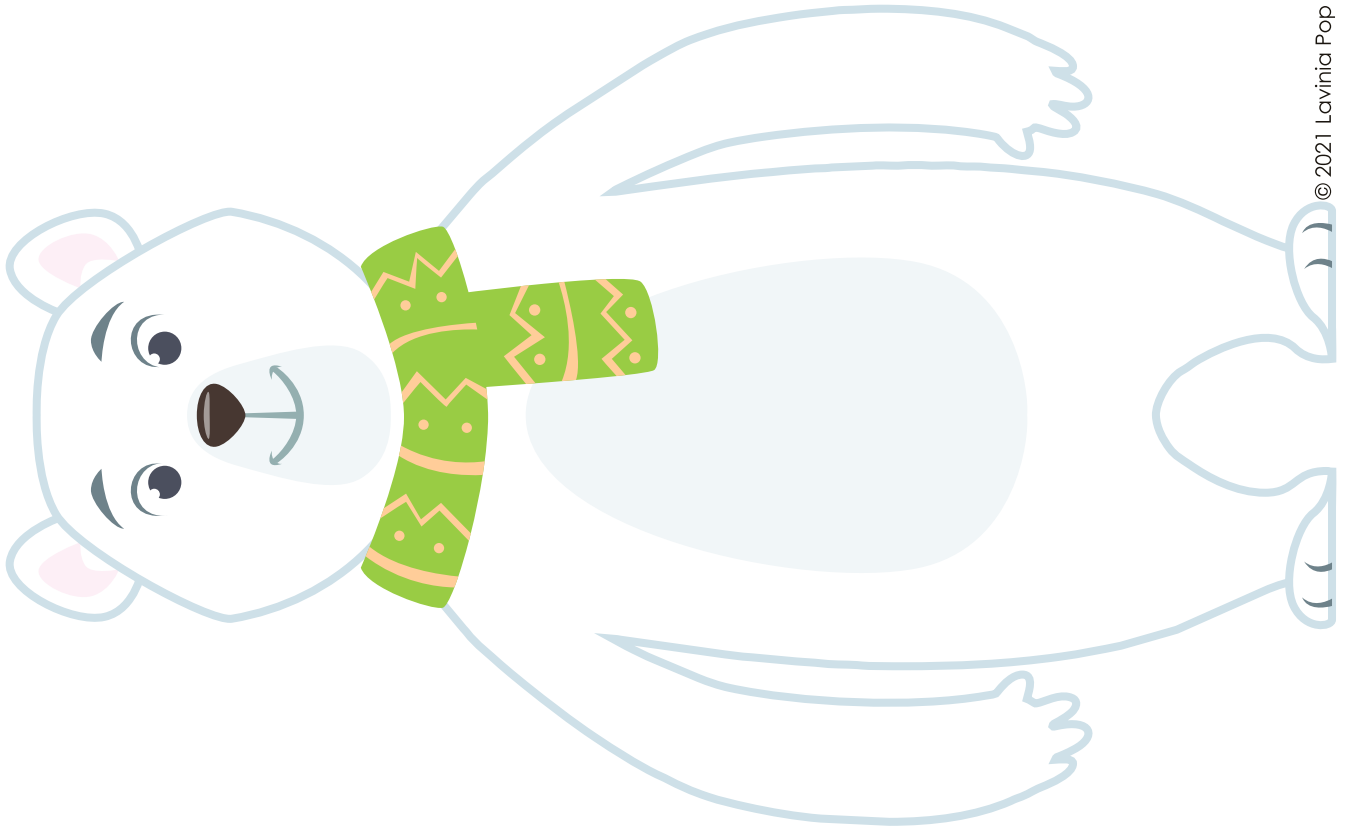


© 2021 Lavinia Pop





© 2021 Lavinia Pop




© 2021 Lavinia Pop











A penguin holding a sign with a 2x5 grid. The top-left cell contains a black dot. Below the sign is a vertical number 1 with a starting dot and a downward arrow.

© 2021 Lavinia Pop




A penguin holding a sign with a 2x5 grid. The top-left and top-second cells contain black dots. Below the sign is a number 2 with a starting dot and arrows showing the stroke order.

© 2021 Lavinia Pop




A penguin holding a sign with a 2x5 grid. The top-left, top-second, and top-third cells contain black dots. Below the sign is a number 3 with a starting dot and arrows showing the stroke order.

© 2021 Lavinia Pop



A penguin holding a sign with a 2x5 grid. The top-left, top-second, top-third, and top-fourth cells contain black dots. Below the sign is a number 4 with a starting dot and arrows showing the stroke order.

© 2021 Lavinia Pop



A penguin holding a sign with a 2x5 grid. The top-left, top-second, top-third, top-fourth, and top-fifth cells contain black dots. Below the sign is a number 5 with a starting dot and arrows showing the stroke order.

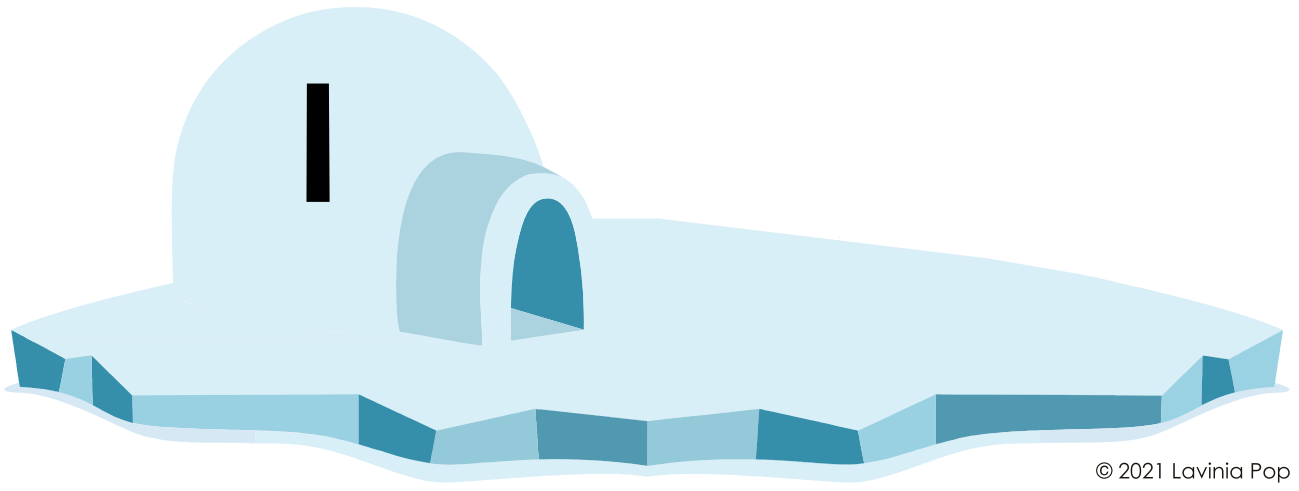
© 2021 Lavinia Pop



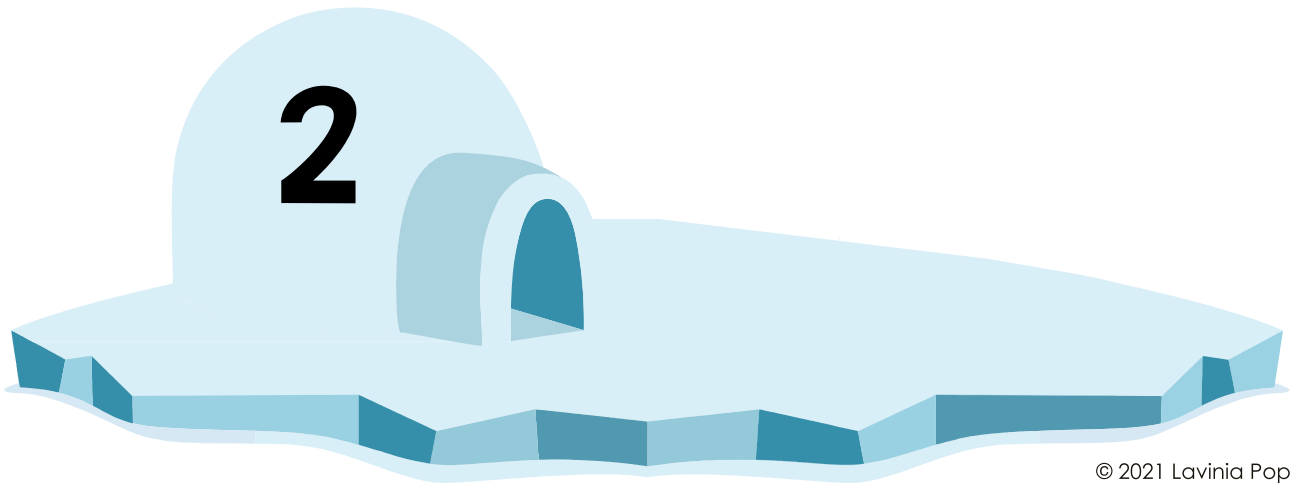
A penguin holding a sign with a 2x5 grid. The top-left, top-second, top-third, top-fourth, top-fifth, and bottom-left cells contain black dots. Below the sign is a number 6 with a starting dot and arrows showing the stroke order.

© 2021 Lavinia Pop

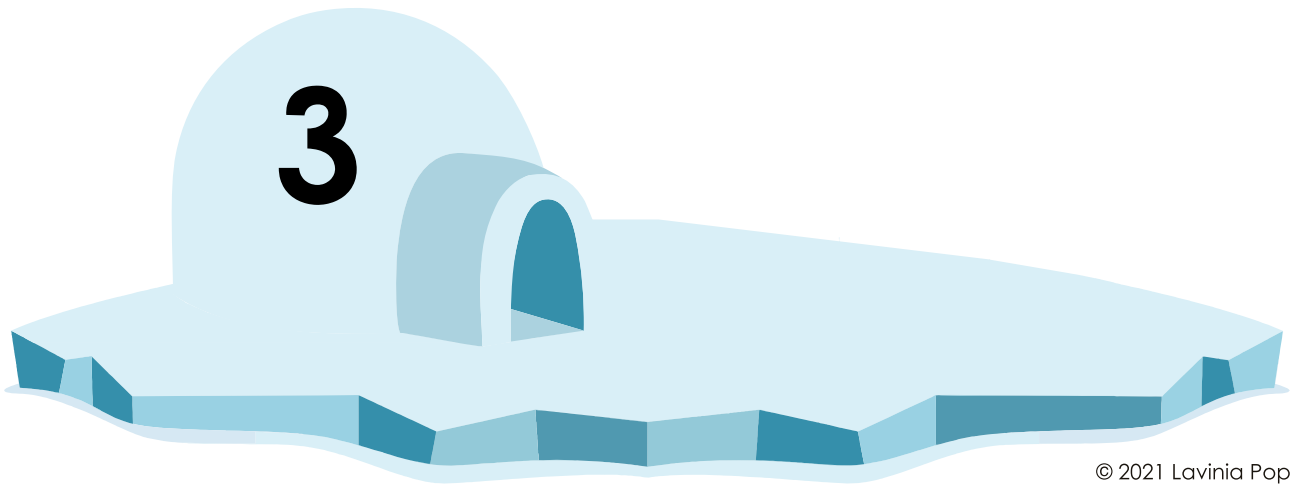




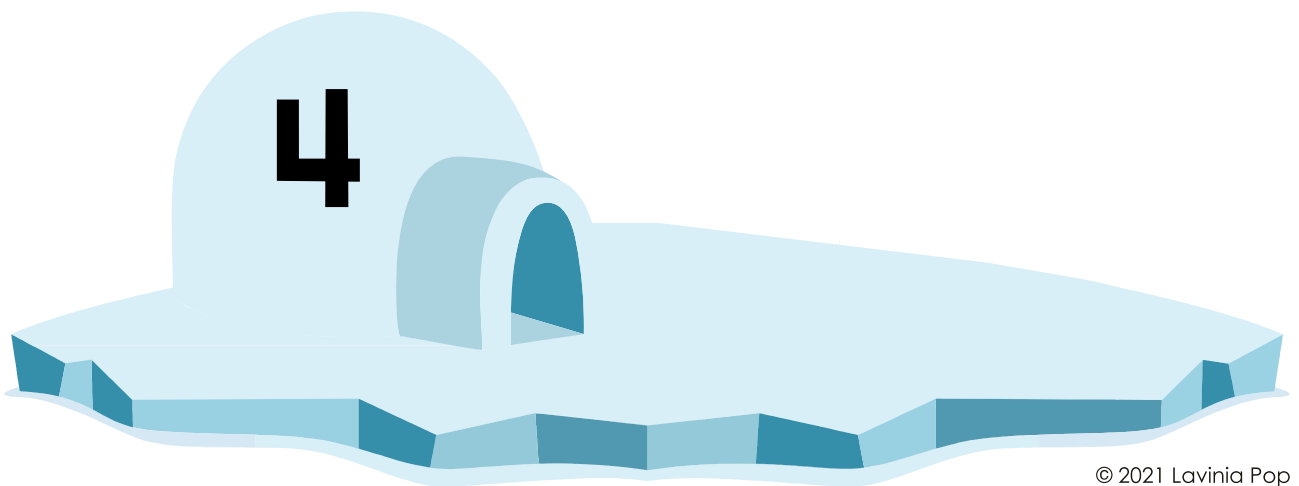
© 2021 Lavinia Pop



© 2021 Lavinia Pop



© 2021 Lavinia Pop



© 2021 Lavinia Pop

