



Gingerbread PRESCHOOL WORKSHEETS & ACTIVITIES





Name: _____

What is Different?
Circle the picture that is different.



Name: _____

Number Match 1
Cut and paste the numbers in the correct box.


		
		

5
4

Name: _____







CVC Words
Color the picture in each row that matches the word.


bug



Name: _____

Shapes
Color each section using the code:


					
---	---	---	---	---	---



Name: _____

Beginning Sounds 1
Cut and paste the pictures under the matching letter.

Aa Bb









Making Gingerbread Men



Name: _____

Alphabet Tracing 1
Trace the letters in each row.



	Aa	Aa
	Bb	Bb
	Cc	Cc
	Dd	Dd
	Ee	Ee

Name: _____

Letters in My Name
Color the letters that make up your name. Write your name on the line at the bottom of the page.





Thank you for downloading this product; I hope you will enjoy using it and that it will be a valuable resource for you! I value your feedback, so please don't hesitate to contact me if you have any concerns whatsoever as I will endeavour to address them. And if you like what I've done, please let me know by leaving feedback at my online store :)

Lavinia

lavinia@inmyworld.com.au

ILLUSTRATIONS Kari Bolt, Dazzling Clips, Dancing Crayon Designs, Whimsy Clips, Teacher Erin Online, Ramona Majdis, Zip-a-Dee-doo-dah-Designs, Bunny on a Cloud, PartyHead Graphics, Rainbow Sprinkle Studio

www.teacherspayteachers.com/Store/Kari-Bolt www.teacherspayteachers.com/Store/Dazzling-Clips

www.dancingcrayon.com www.teacherspayteachers.com/Store/Whimsy-Clips www.teacherspayteachers.com/Store/Teacher-Erin-Online

www.teacherspayteachers.com/Store/Ramona-Majdis www.teacherspayteachers.com/Store/Zip-a-dee-doo-dah-Designs

www.teacherspayteachers.com/Store/Bunny-On-A-Cloud www.teacherspayteachers.com/Store/Partyhead-Graphics

www.teacherspayteachers.com/Store/Rainbow-Sprinkle-Studio-Sasha-Mitten

This packet contains Images used under license from Shutterstock.com

FONTS www.schoolfonts.com.au www.teacherspayteachers.com/Store/Kimberly-Geswein-Fonts
www.teacherspayteachers.com/Store/Ramonam-Graphics

PRINTING TIP This resource has been designed for printing on A4-sized paper. If you are printing on a different size, select "shrink to printable area" or "print to fit page" (or a similar option) in order for the contents of this unit to print correctly.

Copyright © 2021 by Lavinia Pop - All rights reserved by author.

Purchase of this item entitles the purchaser the right to reproduce the pages for personal and classroom use. Duplication for other classes, an entire school or commercial purposes is strictly prohibited without written permission from the author. Minor editing is permitted only for personal use, however the document remains under copyright even when edited. Posting this item in whole or in part on the Internet in any form is strictly prohibited and is a violation of the Digital Millennium Copyright Act (DMCA).

Please be fair and don't share! If you are not the original purchaser of this file, please visit my blog to obtain a link to one of my online stores. www.inmyworld.com.au

let's connect!



www.inmyworld.com.au



www.facebook.com/inmyworldlavinia



www.instagram.com/inmyworld_lavinia



www.pinterest.com/lavinia

INTRODUCTION

About this book

This book contains a collection of Gingerbread themed worksheets for use with children in Preschool, Pre-Kindergarten, Transitional Kindergarten and Kindergarten (Prep/Foundation).

Following is an outline of the activities included in this unit and suggestions for use.

Gingerbread Letters in My Name

Children colour the gingerbread people that contain the letters in their names.

Gingerbread Cutting Practice

Children will cut along the dashed lines.

Gingerbread Cut and Paste Fun (2 pages)

Children will cut out the items and paste them on another piece of paper to make the gingerbread boy or girl.

Gingerbread Pre-Writing Practice (2 pages)

Children will follow the path from one side of the page to the other.

Gingerbread Tracing Fun (5 pages)

Children will trace along the dashed lines and then colour the picture.

Alphabet Tracing (5 pages)

Children will trace both upper and lower case letters and colour the pictures.

Gingerbread House and Man Alphabet Matching (5 pages)

Children will colour the gingerbread man with the lower case letter that matches the upper case letter on the gingerbread house.

Gingerbread Alphabet sequence (2 pages)

Children will trace the letters then write the ones that are missing.

Gingerbread House Beginning Sounds (7 pages)

Children will cut and paste the pictures under the gingerbread house with the matching letter.

Gingerbread Syllables

Children will colour the number that shows how many syllables for each word.

Gingerbread House Rhyming Words

Children will draw a line to match the two pictures that rhyme.

Gingerbread CVC Words

Children will colour the picture that matches the word.

Gingerbread Sight Words (5 pages)

Materials needed: bingo dabbers and coloured pencils/crayons/markers

Children will use the sight word code to color the picture.

Making Gingerbread Men (colour and B&W) with comprehension questions

Children will read the reader and answer the comprehension questions. Two options of the comprehension page are included: one with picture support and one without.

Gingerbread What is Different?

Children will circle the picture that is different in each row.

Gingerbread What Doesn't Belong?

Children will circle the picture that doesn't belong in each row.

Gingerbread Cookies Sorting (plain cookies/cookies with icing)

Children will cut out the items from the bottom of the page and paste them in the correct box.

Baking Gingerbread Men Sequencing

Children will cut out the pictures from the side of the page and paste them in order.

Gingerbread House Read and Colour

Children will colour the picture following the instructions at the bottom the page.

Gingerbread Patterns (AB)

Children will cut out the pictures from the bottom of the page and paste them in the correct box to complete each pattern.

Gingerbread Men Number Tracing (2 pages)

Children will trace the numbers and colour the pictures.

Gingerbread House Gumdrops Number Match (2 pages)

Children will cut out the numbers from the side of the page and paste them in the correct boxes.

Gingerbread Boys and Girls Sense Match (5 pages)

Children will cut out the different number representations and paste them in the correct boxes.

Gingerbread Missing Numbers

Children will trace the numbers and write the ones that are missing to complete the sequence.

Gingerbread Number Order (2 pages)

Children will cut out the puzzle strips from the bottom of the page and paste them in order to reveal the picture.

Gingerbread Count and Graph

Children count how many of each and complete the graph.

Gingerbread Man Prepositions

Children will colour the preposition that shows the position of the gingerbread man.

Gingerbread Baking Weight Order

Children will cut and paste the items for lightest to heaviest.

Gingerbread People Height Order

Children will cut and paste the gingerbread people from smallest to biggest.

Gingerbread House Shapes

Children will use the code to colour the picture.

My 5 Senses when baking gingerbread.

Children will draw a picture to show what they see, hear, touch, smell, taste when baking gingerbread.

Happy Teaching :)

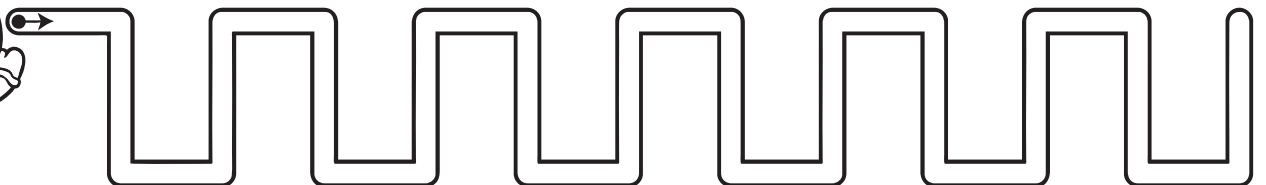
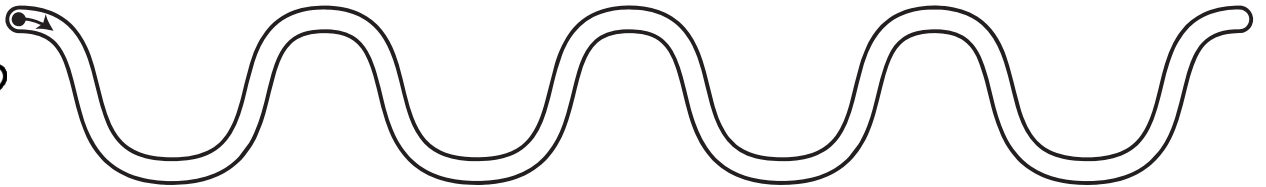

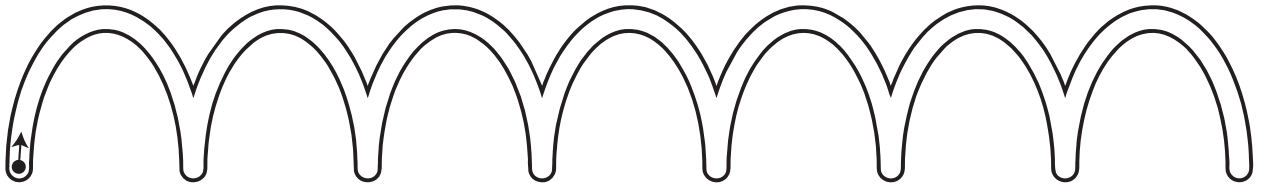
Name:

Lavinia Pop © 2021



Pre-Writing Practice 1

Trace inside each path to help the turkey get to the football.




Name:

Lavinia Pop © 2021



Tracing Fun 3

Trace along the dotted lines. Color the picture.




Name:

Lavinia Pop © 2021



Alphabet Tracing 1

Trace the letters in each row.























Name: _____



Alphabet Matching 1

Color the gingerbread man with the letter that matches the letter on the house.








Name: _____

© 2020 by Lavinia Pop




Beginning Sounds 1

Cut and paste the pictures under the matching letter.



Name: _____

Lavinia Pop © 2021



Sight Words 1

Color each circle using a code:



a



and



I



see



can



me




the



you

me	the	the	you	I	see	the	you	me	me
me	the	you	I	can	I	see	the	you	the
the	you	the	see	I	see	can	you	the	you
you	the	me	me	see	can	the	me	you	the
the	see	a	I	see	I	can	a	see	you
you	I	a	can	I	see	I	a	I	the
me	you	the	see	can	see	I	you	the	me
the	me	see	I	can	can	see	see	me	the
me	and	can	see	the	me	I	see	and	me
you	I	and	you	me	the	you	and	can	you

Making Gingerbread Men



Name

Lavinia Pop © 2021



I make the dough.

Making Gingerbread Men



Name

Lavinia Pop © 2021



I make the dough.

Name:

Lavinia Pop © 2021



Reading Comprehension

Answer the questions.

1. What am I baking?

- A** cupcakes
- B** gingerbread men



2. What do I use to roll the dough?

- A** a spoon
- B** a rolling pin



3. Where do I bake the gingerbread men?

- A** in the oven
- B** in the fridge



4. What do I put on the gingerbread men?

- A** chocolate
- B** icing



Name:

Lavinia Pop © 2021



Reading Comprehension

Answer the questions.

1. What am I baking?

- A** cupcakes
- B** gingerbread men

2. What do I use to roll the dough?

- A** a spoon
- B** a rolling pin

3. Where do I bake the gingerbread men?

- A** in the oven
- B** in the fridge

4. What do I put on the gingerbread men?

- A** chocolate
- B** icing


Name:

Lavinia Pop © 2021



Number Tracing 1

Trace the numbers in each row.



Name:


Lavinia Pop © 2021

--



Number Sense 1

Cut and paste the number representations in the correct boxes.



--	--	--



--	--	--

