

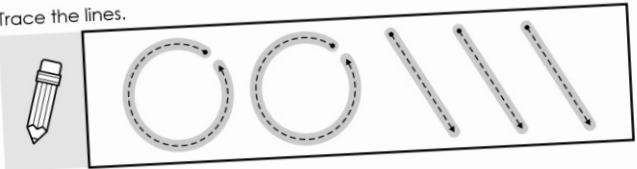
# Morning WORK

Lavinia Pop

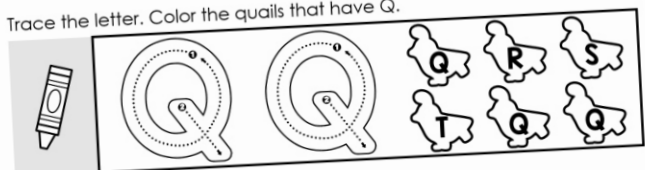
Name: \_\_\_\_\_

Lavinia Pop © 2020 SET 6.2


Trace the lines.




Trace the letter. Color the quails that have Q.




Count how many dots in the ten frame. Color the correct number.



Circle what is bigger.




Circle what is inside.



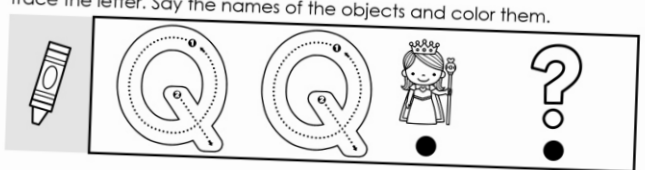
Name: \_\_\_\_\_

Lavinia Pop © 2020 SET 6.1

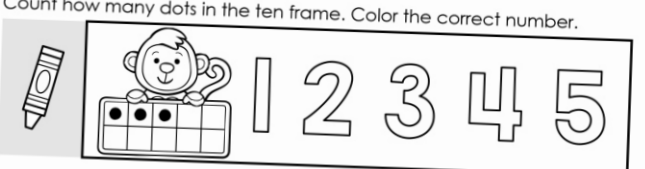
Trace the lines.




Trace the letter. Say the names of the objects and color them.




Count how many dots in the ten frame. Color the correct number.



Circle what is bigger.



Circle what is inside.



SET 6

Preschool

**Thank you** for downloading this product; I hope you will enjoy using it and that it will be a valuable resource for you! I value your feedback, so please don't hesitate to contact me if you have any concerns whatsoever as I will endeavour to address them. And if you like what I've done, please let me know by leaving feedback at my online store :)

Lavinia

[lavinia@kinder-resources.com](mailto:lavinia@kinder-resources.com)

**ILLUSTRATIONS** Kari Bolt, Little Red, Hidesy's Clipart, Dancing Crayon Designs, Whimsy Clips, PartyHead Graphics, Ramona Majdis, Zip-a-Dee-doo-dah-Designs, Bunny on a Cloud, Krista Wallden - Creative Clips, Creating4 the Classroom, Rainbow Sprinkle Studio - Sasha Mitten, First Class Clipart, Erin Colleen Design

[teacherspayteachers.com/Store/Kari-Bolt](https://teacherspayteachers.com/Store/Kari-Bolt)    [teacherspayteachers.com/Store/Littered](https://teacherspayteachers.com/Store/Littered)    [teacherspayteachers.com/Store/Hidesys-Clipart](https://teacherspayteachers.com/Store/Hidesys-Clipart)  
[dancingcrayon.com](https://dancingcrayon.com)    [teacherspayteachers.com/Store/Whimsy-Clips](https://teacherspayteachers.com/Store/Whimsy-Clips)    [teacherspayteachers.com/Store/Partyhead-Graphics](https://teacherspayteachers.com/Store/Partyhead-Graphics)  
[teacherspayteachers.com/Store/Ramona-Majdis](https://teacherspayteachers.com/Store/Ramona-Majdis)    [teacherspayteachers.com/Store/Zip-a-dee-doo-dah-Designs](https://teacherspayteachers.com/Store/Zip-a-dee-doo-dah-Designs)  
[teacherspayteachers.com/Store/Bunny-On-A-Cloud](https://teacherspayteachers.com/Store/Bunny-On-A-Cloud)    [teacherspayteachers.com/Store/Krista-Wallden-Creative-Clips](https://teacherspayteachers.com/Store/Krista-Wallden-Creative-Clips)  
[teacherspayteachers.com/Store/Creating4-The-Classroom](https://teacherspayteachers.com/Store/Creating4-The-Classroom)    [teacherspayteachers.com/Store/Rainbow-Sprinkle-Studio-Sasha-Mitten](https://teacherspayteachers.com/Store/Rainbow-Sprinkle-Studio-Sasha-Mitten)  
[teacherspayteachers.com/Store/First-Class-Clipart](https://teacherspayteachers.com/Store/First-Class-Clipart)    [teacherspayteachers.com/Store/Erin-Colleen-Design](https://teacherspayteachers.com/Store/Erin-Colleen-Design)

This packet contains Images used under license from Shutterstock.com

**FONTS** [schoolfonts.com.au](https://schoolfonts.com.au)    [teacherspayteachers.com/Store/Kimberly-Geswein-Fonts](https://teacherspayteachers.com/Store/Kimberly-Geswein-Fonts)  
[teacherspayteachers.com/Store/Ramonam-Graphics](https://teacherspayteachers.com/Store/Ramonam-Graphics)

**PRINTING TIP** This resource has been designed for printing on A4-sized paper. If you are printing on a different size, select "shrink to printable area" or "print to fit page" (or a similar option) in order for the contents of this unit to print correctly.

Copyright © 2020 by Lavinia Pop - All rights reserved by author.

Purchase of this item entitles the purchaser the right to reproduce the pages for personal and classroom use. Duplication for other classes, an entire school or commercial purposes is strictly prohibited without written permission from the author. Minor editing is permitted only for personal use, however the document remains under copyright even when edited. Posting this item in whole or in part on the Internet in any form is strictly prohibited and is a violation of the Digital Millennium Copyright Act (DMCA).

Please be fair and don't share! If you are not the original purchaser of this file, please visit my store to purchase a copy. [Kinder-Resources.com](https://Kinder-Resources.com)

let's connect!



[Kinder-Resources.com](https://Kinder-Resources.com)



[facebook.com/inmyworldlavinipop](https://facebook.com/inmyworldlavinipop)



[instagram.com/inmyworld\\_lavinipop](https://instagram.com/inmyworld_lavinipop)



[pinterest.com/lavinipop](https://pinterest.com/lavinipop)

# Introduction

## About this book

This book contains a set of 20 worksheets intended for use with children in Preschool and Kindergarten (Prep/Foundation). The contents of this book are intended to review skills already taught and are therefore ideal for morning work or homework.

## Worksheet focus

*This set focuses on:*


- Tracing lines needed to form the focus letter
- Upper and lower case letters: Q, R, S, T
- Beginning sounds
- Counting 1-10 on a ten frame
- Measurement: big, small, tall, short
- Prepositions: inside, outside, under, on top

Happy Teaching :)

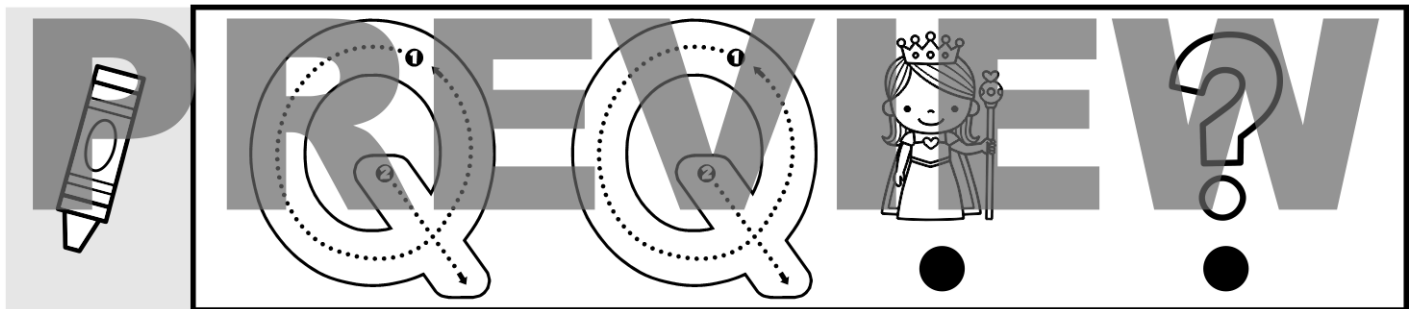
Name: \_\_\_\_\_

# PREVIEW

Trace the lines.



Trace the letter. Say the names of the objects and color them.

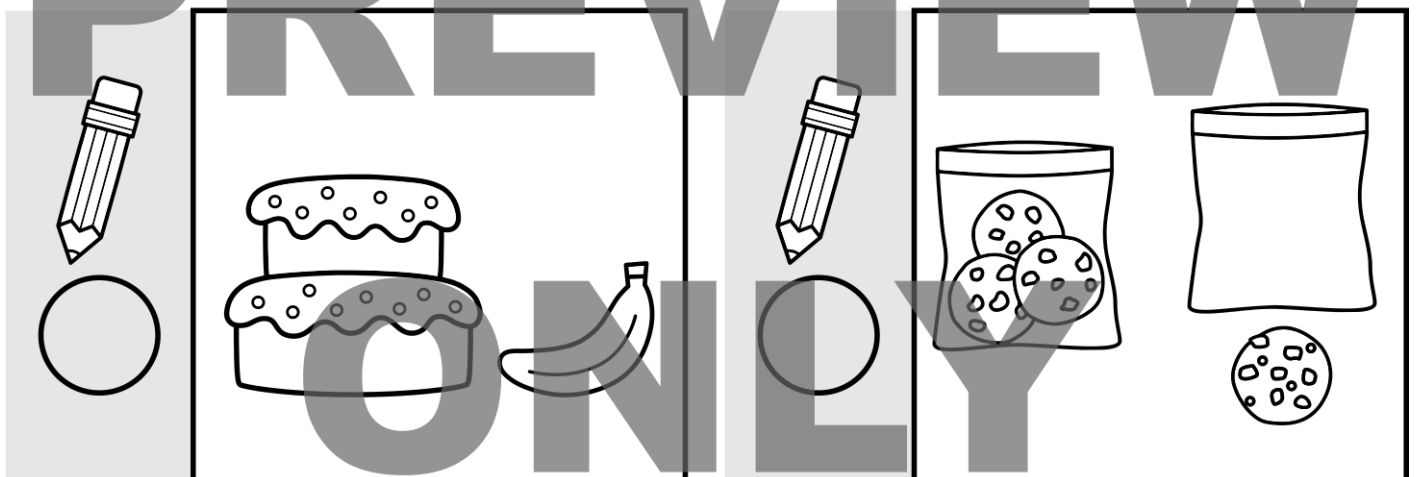


Count how many dots in the ten frame. Color the correct number.



Circle what is bigger.

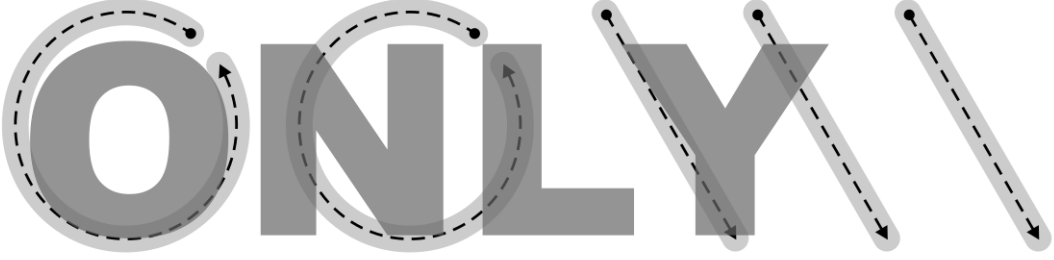

Circle what is inside.



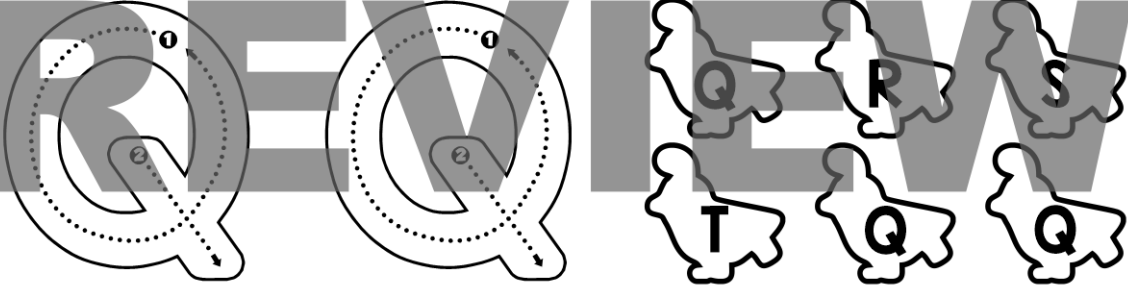

Name: \_\_\_\_\_

# PREVIEW

Trace the lines.



Trace the letter. Color the quails that have Q.

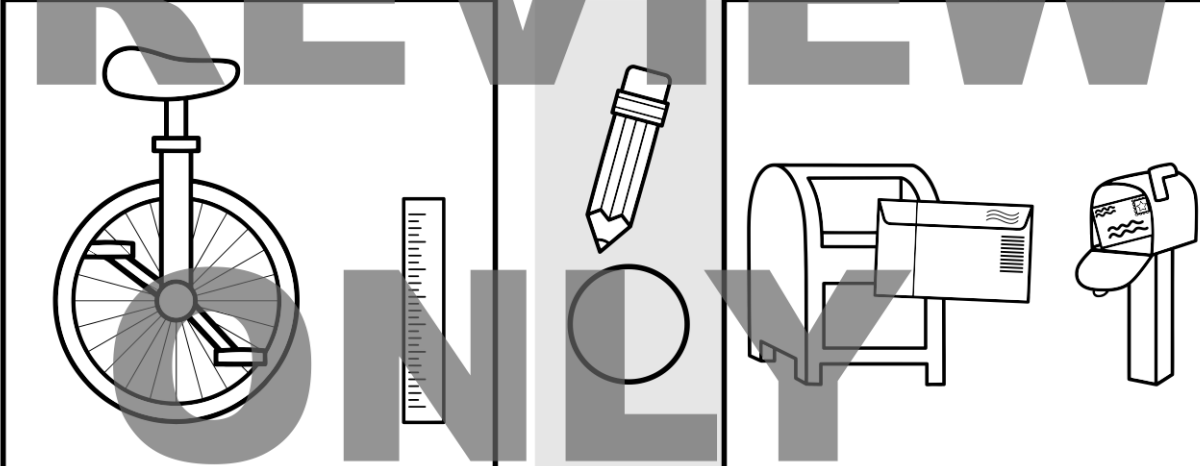




Count how many dots in the ten frame. Color the correct number.



Circle what is bigger.


Circle what is inside.



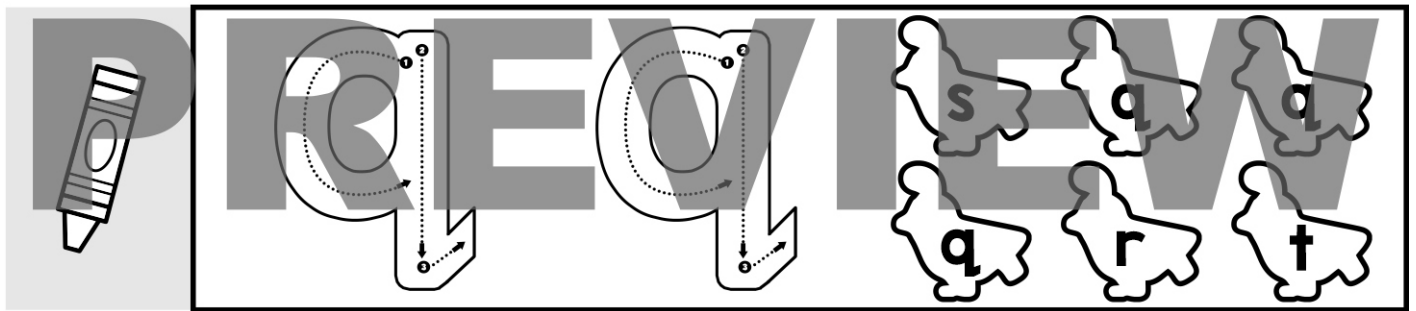
Name: \_\_\_\_\_

# PREVIEW

Trace the lines.



Trace the letter. Color the quails that have q.




Count how many dots in the ten frame. Color the correct number.



Circle what is bigger.


Circle what is inside.



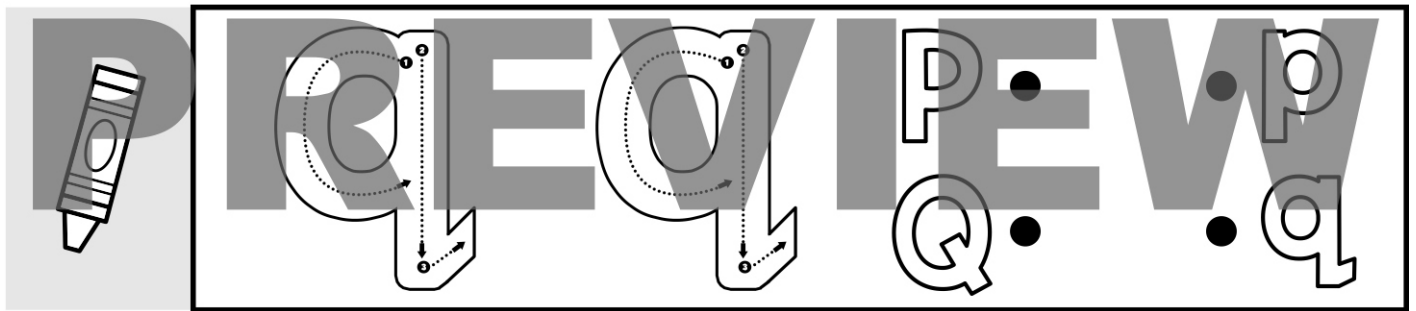
Name: \_\_\_\_\_

# PREVIEW

Trace the lines.



Trace the letter. Draw a line to match.

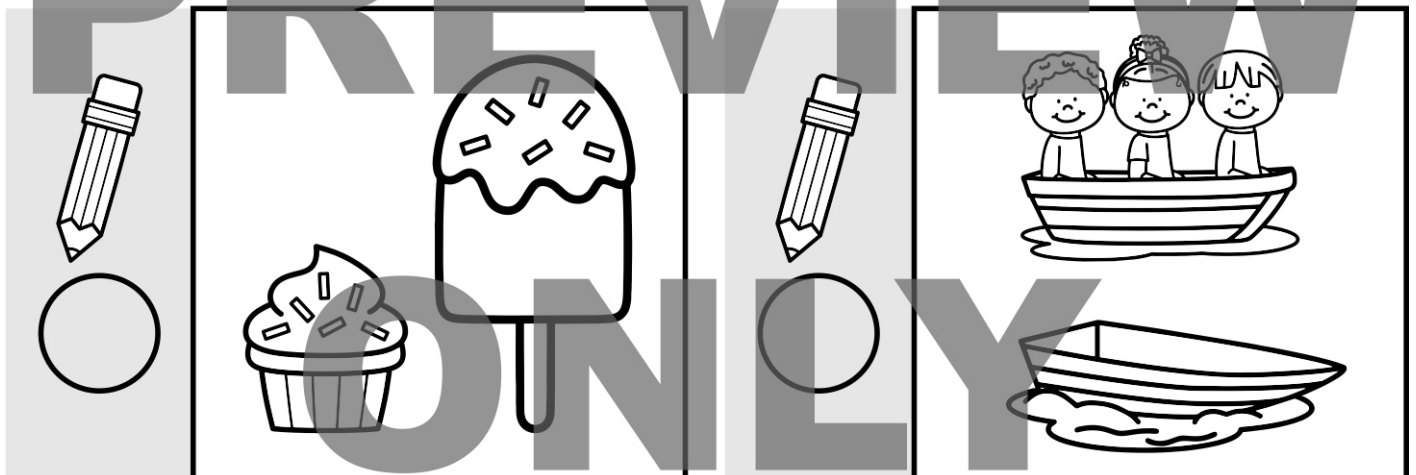


Count how many dots in the ten frame. Color the correct number.



Circle what is bigger.



Circle what is inside.







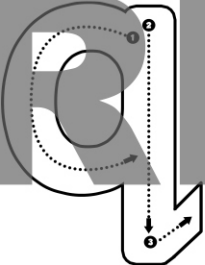

Name: \_\_\_\_\_

# PREVIEW

Trace the lines.



Trace the letter. Color the pictures that start the same as queen.



Count how many dots in the ten frame. Color the correct number.



Draw a lollipop that is bigger.

Draw a cookie in the jar.

