

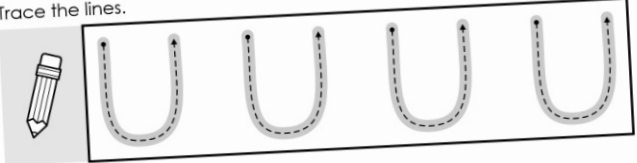
Morning WORK

Lavinia Pop

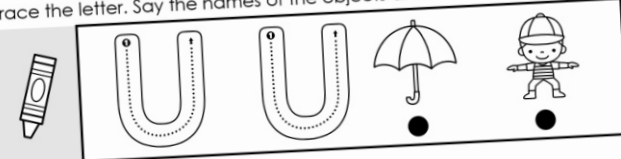
Name: _____

Lavinia Pop © 2021 SET 7.1


Trace the lines.




Trace the letter. Say the names of the objects and color them.




Circle the group of 5 umbrellas.



Circle what is longer.



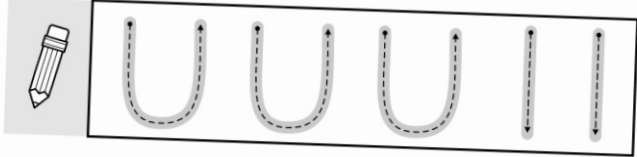
Color the day time picture.



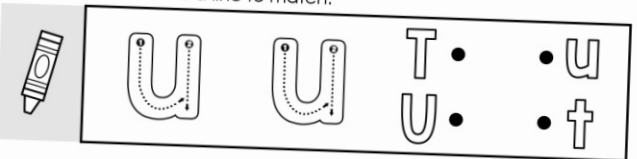
Name: _____

Lavinia Pop © 2021 SET 7.4


Trace the lines.



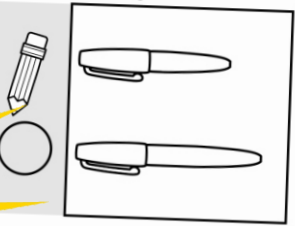
Trace the letter. Draw a line to match.




Circle the group of 3 unicycles.



Circle what is longer.



Color what you do in the day time.



SET 7

Preschool

Thank you for downloading this product; I hope you will enjoy using it and that it will be a valuable resource for you! I value your feedback, so please don't hesitate to contact me if you have any concerns whatsoever as I will endeavour to address them. And if you like what I've done, please let me know by leaving feedback at my online store :)

Lavinia

lavinia@kinder-resources.com

ILLUSTRATIONS Kari Bolt, Little Red, Hidesy's Clipart, Dancing Crayon Designs, Whimsy Clips, PartyHead Graphics, Ramona Majdis, Zip-a-Dee-doo-dah-Designs, Bunny on a Cloud, Krista Wallden - Creative Clips, Creating4 the Classroom, Rainbow Sprinkle Studio - Sasha Mitten, First Class Clipart, Erin Colleen Design

teacherspayteachers.com/Store/Kari-Bolt teacherspayteachers.com/Store/Littered teacherspayteachers.com/Store/Hidesys-Clipart
dancingcrayon.com teacherspayteachers.com/Store/Whimsy-Clips teacherspayteachers.com/Store/Partyhead-Graphics
teacherspayteachers.com/Store/Ramona-Majdis teacherspayteachers.com/Store/Zip-a-dee-doo-dah-Designs
teacherspayteachers.com/Store/Bunny-On-A-Cloud teacherspayteachers.com/Store/Krista-Wallden-Creative-Clips
teacherspayteachers.com/Store/Creating4-The-Classroom teacherspayteachers.com/Store/Rainbow-Sprinkle-Studio-Sasha-Mitten
teacherspayteachers.com/Store/First-Class-Clipart teacherspayteachers.com/Store/Erin-Colleen-Design

This packet contains Images used under license from Shutterstock.com

FONTS schoolfonts.com.au teacherspayteachers.com/Store/Kimberly-Geswein-Fonts
teacherspayteachers.com/Store/Ramonam-Graphics

PRINTING TIP This resource has been designed for printing on A4-sized paper. If you are printing on a different size, select "shrink to printable area" or "print to fit page" (or a similar option) in order for the contents of this unit to print correctly.

Copyright © 2020 by Lavinia Pop - All rights reserved by author.

Purchase of this item entitles the purchaser the right to reproduce the pages for personal and classroom use. Duplication for other classes, an entire school or commercial purposes is strictly prohibited without written permission from the author. Minor editing is permitted only for personal use, however the document remains under copyright even when edited. Posting this item in whole or in part on the Internet in any form is strictly prohibited and is a violation of the Digital Millennium Copyright Act (DMCA).

Please be fair and don't share! If you are not the original purchaser of this file, please visit my store to purchase a copy. Kinder-Resources.com

let's connect!



Kinder-Resources.com



facebook.com/inmyworldlavinipop



instagram.com/inmyworld_lavinipop



pinterest.com/lavinipop

Introduction

About this book

This book contains a set of 20 worksheets intended for use with children in Preschool and Kindergarten (Prep/Foundation). The contents of this book are intended to review skills already taught and are therefore ideal for morning work or homework.

Worksheet focus

This set focuses on:

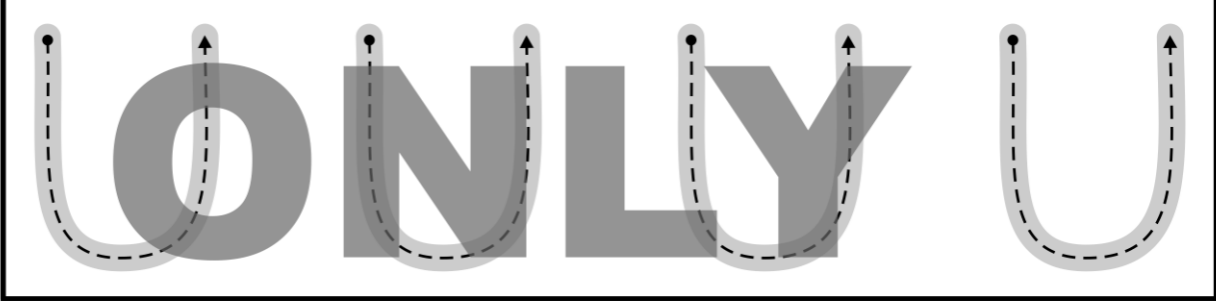

- Tracing lines needed to form the focus letter
- Upper and lower case letters: U, V, W, X
- Beginning sounds
- Counting and circling the group with a given amount
- Measurement: length
- Time: Day time and night time activities

Happy Teaching :)



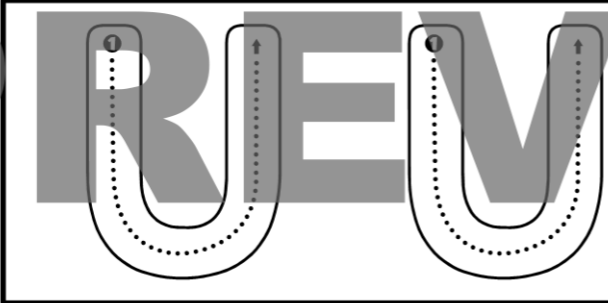

Name: _____

PREVIEW






Trace the lines.



Trace the letter. Say the names of the objects and color them.









Circle the group of 5 umbrellas.



Circle what is longer.

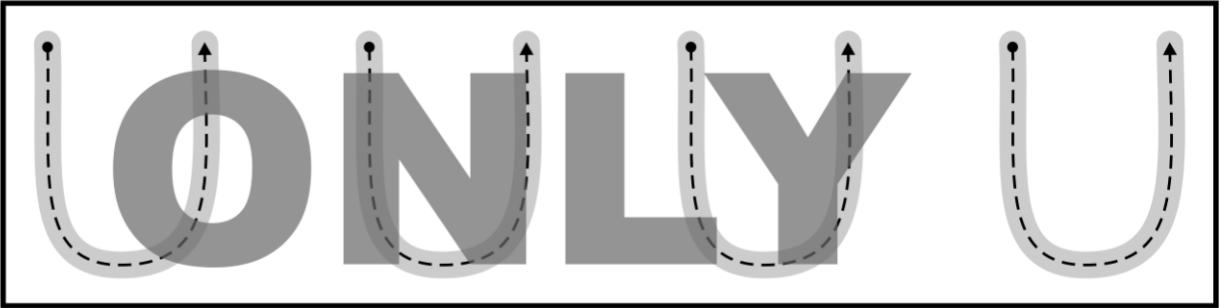

Color the day time picture.





Name: _____

PREVIEW




Trace the lines.



Trace the letter. Color the umbrellas that have U.



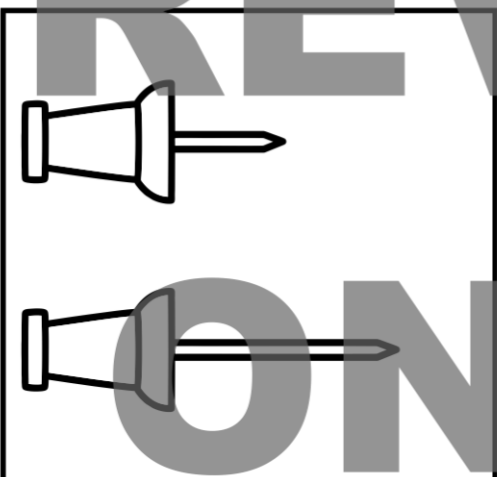



Circle the group of 2 umpires.



Circle what is longer.



Color what you see in the day time.



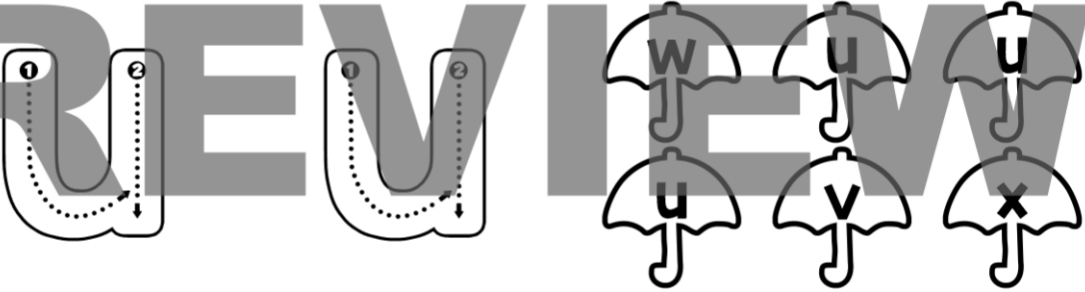

Name: _____

PREVIEW



Trace the lines.



Trace the letter. Color the umbrellas that have u.




Circle the group of 4 umbrellabirds.



Circle what is longer.

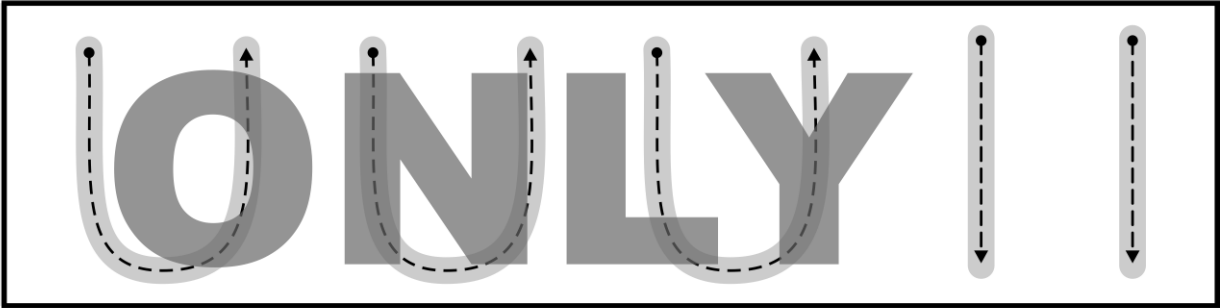

Color what you see in the day time.



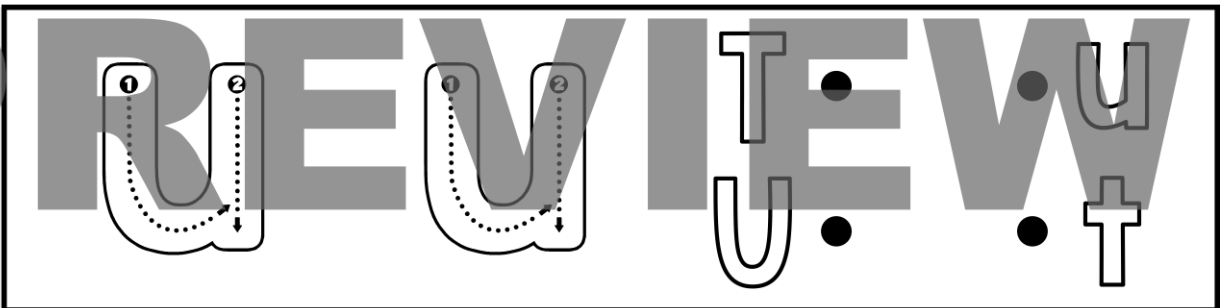

Name: _____

PREVIEW



Trace the lines.



Trace the letter. Draw a line to match.



Circle the group of 3 unicycles.



Circle what is longer.

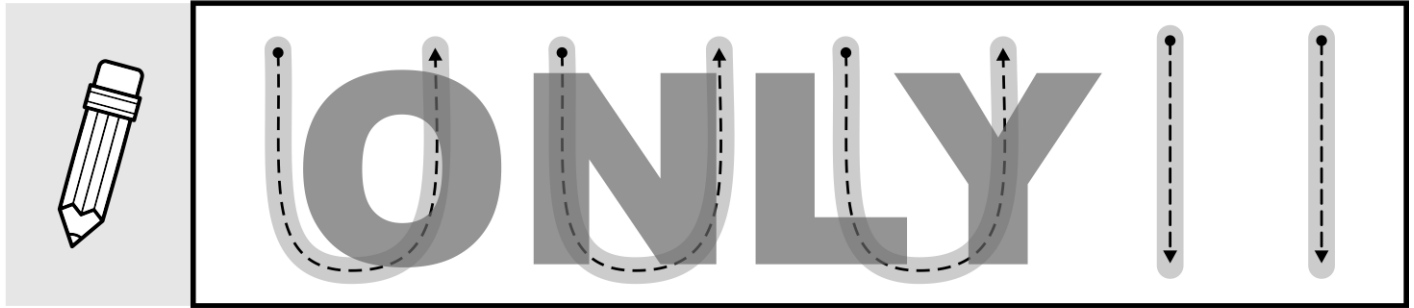
Color what you do in the day time.




Name: _____

PREVIEW

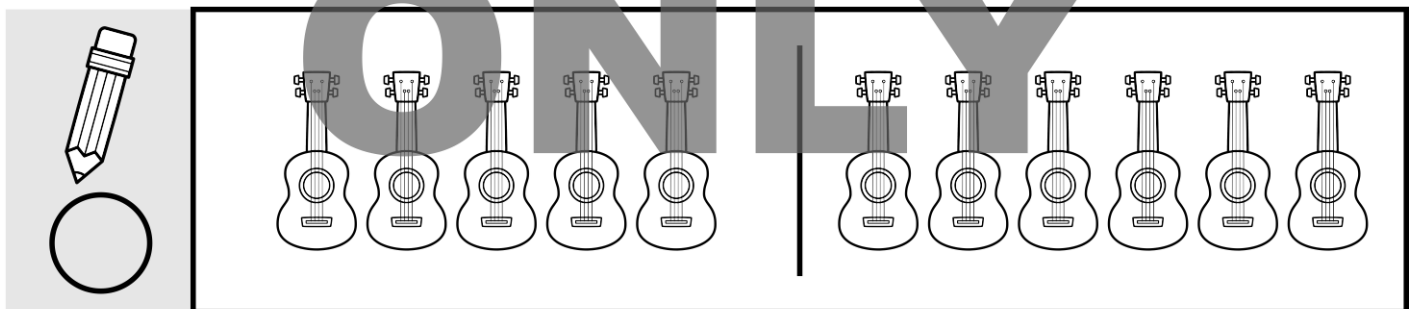
Trace the lines.



Trace the letter. Color the pictures that start the same as umbrella.



Circle the group of 6 ukuleles.



Draw a toothbrush that is longer.

Color what you do in the day time.

