

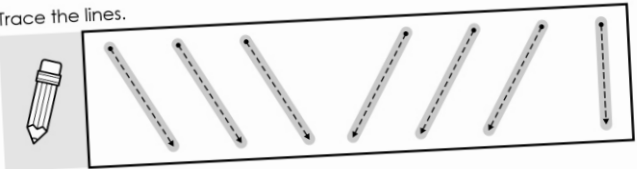
# Morning WORK

Lavinia Pop

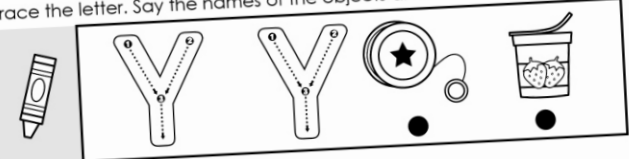
Name: \_\_\_\_\_

Lavinia Pop © 2021 SET 8.1

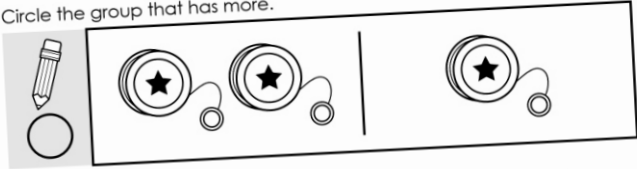
Trace the lines.




Trace the letter. Say the names of the objects and color them.



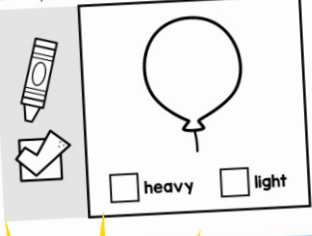
Circle the group that has more.



Circle what holds more.



Heavy or light? Check the box.

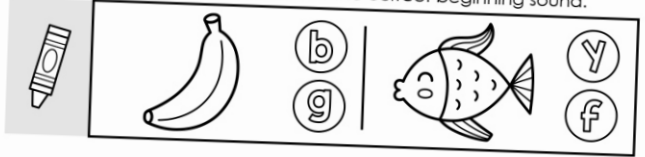


☐ heavy ☐ light

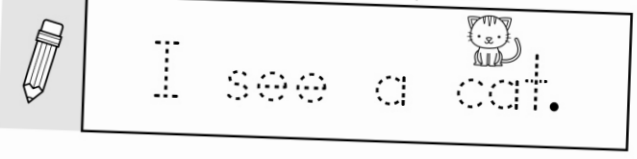
Name: \_\_\_\_\_

Lavinia Pop © 2021 SET 8.11


Say the name of each picture. Color the correct beginning sound.




Read the sentence. Trace the words. Color the picture.



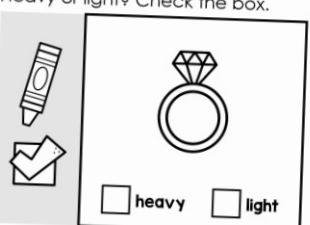
Circle the group that has more.



Circle what holds more.



Heavy or light? Check the box.



☐ heavy ☐ light

SET 8

Preschool

**Thank you** for downloading this product; I hope you will enjoy using it and that it will be a valuable resource for you! I value your feedback, so please don't hesitate to contact me if you have any concerns whatsoever as I will endeavour to address them. And if you like what I've done, please let me know by leaving feedback at my online store :)

Lavinia

[lavinia@kinder-resources.com](mailto:lavinia@kinder-resources.com)

**ILLUSTRATIONS** Kari Bolt, Little Red, Hidesy's Clipart, Dancing Crayon Designs, Whimsy Clips, PartyHead Graphics, Ramona Majdis, Zip-a-Dee-doo-dah-Designs, Bunny on a Cloud, Krista Wallden - Creative Clips, Creating4 the Classroom, Rainbow Sprinkle Studio - Sasha Mitten, First Class Clipart, Erin Colleen Design

[teacherspayteachers.com/Store/Kari-Bolt](https://teacherspayteachers.com/Store/Kari-Bolt)   [teacherspayteachers.com/Store/Littlered](https://teacherspayteachers.com/Store/Littlered)   [teacherspayteachers.com/Store/Hidesys-Clipart](https://teacherspayteachers.com/Store/Hidesys-Clipart)  
[dancingcrayon.com](https://dancingcrayon.com)   [teacherspayteachers.com/Store/Whimsy-Clips](https://teacherspayteachers.com/Store/Whimsy-Clips)   [teacherspayteachers.com/Store/Partyhead-Graphics](https://teacherspayteachers.com/Store/Partyhead-Graphics)  
[teacherspayteachers.com/Store/Ramona-Majdis](https://teacherspayteachers.com/Store/Ramona-Majdis)   [teacherspayteachers.com/Store/Zip-a-dee-doo-dah-Designs](https://teacherspayteachers.com/Store/Zip-a-dee-doo-dah-Designs)  
[teacherspayteachers.com/Store/Bunny-On-A-Cloud](https://teacherspayteachers.com/Store/Bunny-On-A-Cloud)   [teacherspayteachers.com/Store/Krista-Wallden-Creative-Clips](https://teacherspayteachers.com/Store/Krista-Wallden-Creative-Clips)  
[teacherspayteachers.com/Store/Creating4-The-Classroom](https://teacherspayteachers.com/Store/Creating4-The-Classroom)   [teacherspayteachers.com/Store/Rainbow-Sprinkle-Studio-Sasha-Mitten](https://teacherspayteachers.com/Store/Rainbow-Sprinkle-Studio-Sasha-Mitten)  
[teacherspayteachers.com/Store/First-Class-Clipart](https://teacherspayteachers.com/Store/First-Class-Clipart)   [teacherspayteachers.com/Store/Erin-Colleen-Design](https://teacherspayteachers.com/Store/Erin-Colleen-Design)

This packet contains Images used under license from Shutterstock.com

**FONTS** [schoolfonts.com.au](https://schoolfonts.com.au)   [teacherspayteachers.com/Store/Kimberly-Geswein-Fonts](https://teacherspayteachers.com/Store/Kimberly-Geswein-Fonts)  
[teacherspayteachers.com/Store/Ramonam-Graphics](https://teacherspayteachers.com/Store/Ramonam-Graphics)

**PRINTING TIP** This resource has been designed for printing on A4-sized paper. If you are printing on a different size, select "shrink to printable area" or "print to fit page" (or a similar option) in order for the contents of this unit to print correctly.

Copyright © 2021 by Lavinia Pop - All rights reserved by author.

Purchase of this item entitles the purchaser the right to reproduce the pages for personal and classroom use. Duplication for other classes, an entire school or commercial purposes is strictly prohibited without written permission from the author. Minor editing is permitted only for personal use, however the document remains under copyright even when edited. Posting this item in whole or in part on the Internet in any form is strictly prohibited and is a violation of the Digital Millennium Copyright Act (DMCA).

Please be fair and don't share! If you are not the original purchaser of this file, please visit my store to purchase a copy. [Kinder-Resources.com](https://Kinder-Resources.com)

let's connect!



[Kinder-Resources.com](https://Kinder-Resources.com)



[facebook.com/inmyworldlavinia](https://facebook.com/inmyworldlavinia)



[instagram.com/inmyworld\\_lavinia](https://instagram.com/inmyworld_lavinia)



[pinterest.com/lavinia](https://pinterest.com/lavinia)

# Introduction

## About this book

This book contains a set of 20 worksheets intended for use with children in Preschool and Kindergarten (Prep/Foundation). The contents of this book are intended to review skills already taught and are therefore ideal for morning work or homework.

## Worksheet focus

*This set focuses on:*

- Tracing lines needed to form the focus letter
- Upper and lower case letters: Y, Z
- Beginning sounds
- Reading and tracing a sentence following the models:
  - A. I see a...
  - B. I like the...
- Counting and circling the group with the most
- Measurement: capacity (what hold more)
- Measurement: heavy or light

Happy Teaching :)


Name: \_\_\_\_\_






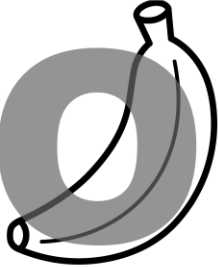
Lavinia Pop © 2021

SET 8.11

# PREVIEW

Say the name of each picture. Color the correct beginning sound.









Read the sentence. Trace the words. Color the picture.



  
The cat sat on the mat.

Circle the group that has more.



Circle what holds more.

Heavy or light? Check the box.




  
☒ heavy ☐ light


Name: \_\_\_\_\_


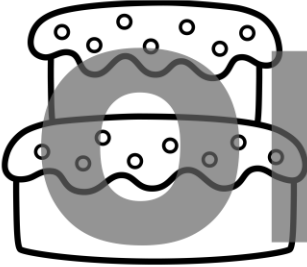
Lavinia Pop © 2021

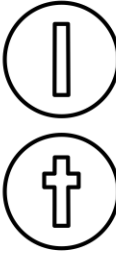

SET 8.12

# PREVIEW

Say the name of each picture. Color the correct beginning sound.









Read the sentence. Trace the words. Color the picture.





see a rat.




Circle the group that has more.







Circle what holds more.

Heavy or light? Check the box.









☒ heavy ☐ light

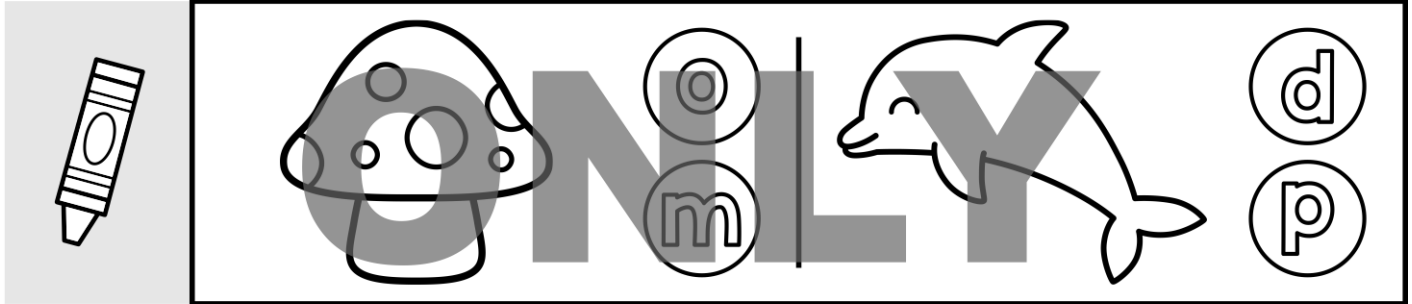
Name: \_\_\_\_\_

Lavinia Pop © 2021

SET 8.13

# PREVIEW


Say the name of each picture. Color the correct beginning sound.



Read the sentence. Trace the words. Color the picture.



Circle the group that has more.



Circle what holds more.

Heavy or light? Check the box.




Name: \_\_\_\_\_







Lavinia Pop © 2021

SET 8.14

# PREVIEW

Say the name of each picture. Color the correct beginning sound.







Read the sentence. Trace the words. Color the picture.







see cat.

Circle the group that has more.





Circle what holds more.

Heavy or light? Check the box.









☒ heavy ☐ light

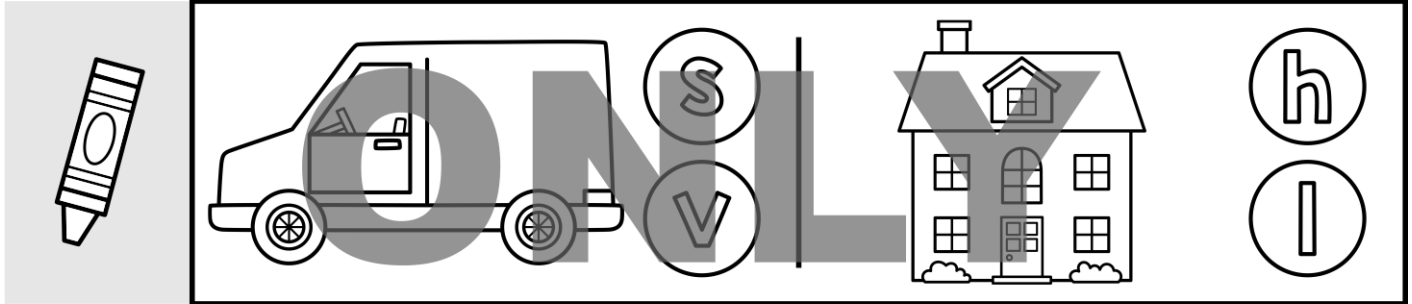
Name: \_\_\_\_\_

Lavinia Pop © 2021

SET 8.15

# PREVIEW

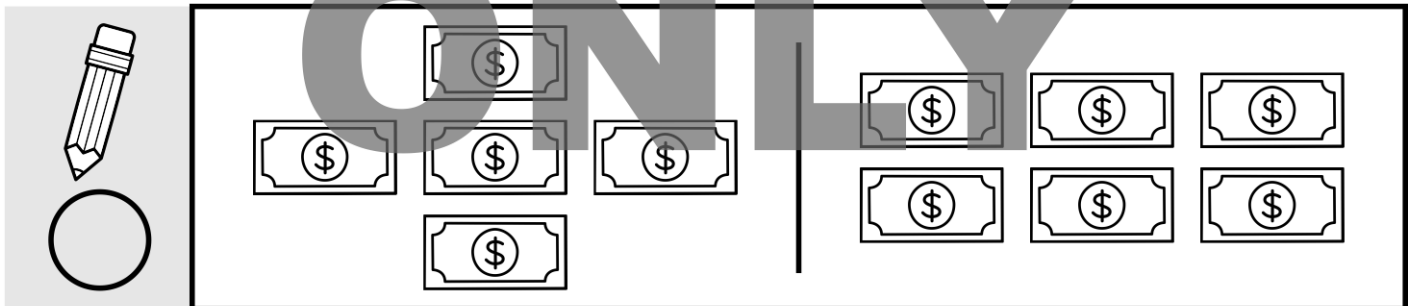
Say the name of each picture. Color the correct beginning sound.



Read the sentence. Trace the words. Color the picture.



Circle the group that has more.



Draw something that holds more. Heavy or light? Check the box.

