

Food




PRESCHOOL

WORKSHEETS & ACTIVITIES

Name: _____

Alphabet Tracing 1





Color the pictures and trace the letters.

	Aa	Aa	A
	Bb	Bb	B
	Cc	Cc	C

Name: _____

Beginning Sounds 1



Cut and paste the pictures next to the matching bowl of spaghetti and meatball.

	a	
	b	

Name: _____

What is Different?

Circle the picture that is different.

Name: _____

Number Tracing 1









Color the pictures and trace the numbers.

	1	1
	2	2
	3	3

Name: _____

Which group has more?





Circle the group that has more.

Name: _____

Number Match 1

Cut and paste the numbers in the correct box.

2
5

Name: _____

Matching Letters 1

Color the upper and lower case letters that match with the same color.

A	i	h
F	f	b
D	C	g
G	I	d
	E	c


 

Name: _____

Letters in My Name

Color the letters that make up your name.

My name is: _____




Thank you for downloading this product; I hope you will enjoy using it and that it will be a valuable resource for you! I value your feedback, so please don't hesitate to contact me if you have any concerns whatsoever as I will endeavour to address them. And if you like what I've done, please let me know by leaving feedback at my online store :)

Lavinia

lavinia@kinder-resources.com

ILLUSTRATIONS Kari Bolt, Little Red, Hidesy's Clipart, Dancing Crayon Designs, Whimsy Clips, PartyHead Graphics, Ramona Majdis, Zip-a-Dee-doo-dah-Designs, Bunny on a Cloud, Krista Wallden - Creative Clips, Creating4 the Classroom, Rainbow Sprinkle Studio - Sasha Mitten, First Class Clipart, Erin Colleen Design

[teacherspayteachers.com/Store/Kari-Bolt](https://www.teacherspayteachers.com/Store/Kari-Bolt) [teacherspayteachers.com/Store/Littered](https://www.teacherspayteachers.com/Store/Littered) [teacherspayteachers.com/Store/Hidesys-Clipart](https://www.teacherspayteachers.com/Store/Hidesys-Clipart)
[dancingcrayon.com](https://www.dancingcrayon.com) [teacherspayteachers.com/Store/Whimsy-Clips](https://www.teacherspayteachers.com/Store/Whimsy-Clips) [teacherspayteachers.com/Store/Partyhead-Graphics](https://www.teacherspayteachers.com/Store/Partyhead-Graphics)
[teacherspayteachers.com/Store/Ramona-Majdis](https://www.teacherspayteachers.com/Store/Ramona-Majdis) [teacherspayteachers.com/Store/Zip-a-dee-doo-dah-Designs](https://www.teacherspayteachers.com/Store/Zip-a-dee-doo-dah-Designs)
[teacherspayteachers.com/Store/Bunny-On-A-Cloud](https://www.teacherspayteachers.com/Store/Bunny-On-A-Cloud) [teacherspayteachers.com/Store/Krista-Wallden-Creative-Clips](https://www.teacherspayteachers.com/Store/Krista-Wallden-Creative-Clips)
[teacherspayteachers.com/Store/Creating4-The-Classroom](https://www.teacherspayteachers.com/Store/Creating4-The-Classroom) [teacherspayteachers.com/Store/Rainbow-Sprinkle-Studio-Sasha-Mitten](https://www.teacherspayteachers.com/Store/Rainbow-Sprinkle-Studio-Sasha-Mitten)
[teacherspayteachers.com/Store/First-Class-Clipart](https://www.teacherspayteachers.com/Store/First-Class-Clipart) [teacherspayteachers.com/Store/Erin-Colleen-Design](https://www.teacherspayteachers.com/Store/Erin-Colleen-Design)

This packet contains Images used under license from Shutterstock.com

FONTS [schoolfonts.com.au](https://www.schoolfonts.com.au) [teacherspayteachers.com/Store/Kimberly-Geswein-Fonts](https://www.teacherspayteachers.com/Store/Kimberly-Geswein-Fonts)
[teacherspayteachers.com/Store/Ramonam-Graphics](https://www.teacherspayteachers.com/Store/Ramonam-Graphics)

PRINTING TIP This resource has been designed for printing on A4-sized paper. If you are printing on a different size, select "shrink to printable area" or "print to fit page" (or a similar option) in order for the contents of this unit to print correctly.

Copyright © 2023 by Lavinia Pop - All rights reserved by author.

Purchase of this item entitles the purchaser the right to reproduce the pages for personal and classroom use. Duplication for other classes, an entire school or commercial purposes is strictly prohibited without written permission from the author. Minor editing is permitted only for personal use, however the document remains under copyright even when edited. Posting this item in whole or in part on the Internet in any form is strictly prohibited and is a violation of the Digital Millennium Copyright Act (DMCA).

Please be fair and don't share! If you are not the original purchaser of this file, please visit my store to purchase a copy. [Kinder-Resources.com](https://www.Kinder-Resources.com)

let's connect!



[Kinder-Resources.com](https://www.Kinder-Resources.com)



[facebook.com/inmyworldlavinipop](https://www.facebook.com/inmyworldlavinipop)



[instagram.com/inmyworld_lavinipop](https://www.instagram.com/inmyworld_lavinipop)



[pinterest.com/lavinipop](https://www.pinterest.com/lavinipop)

Introduction

About this book

This book contains a collection of food themed worksheets for use with children in Preschool, Pre-Kindergarten, Transitional Kindergarten and Kindergarten (Prep/Foundation).

Following is an outline of the activities included in this unit and suggestions for use.

Cookie Letters in My Name

Children will color the letters that make up their name.

Pizza and Waffle Cut and Paste Fun (2 pages)

Children will cut out the different items and paste them together to make a pizza and a waffle.

Peas and Carrot Pasting Fun

Materials needed: orange and green torn tissue paper

Children will paste torn tissue paper to fill in the picture.

Vegetables and Fruits Pre-Writing Practice (3 pages)

Children will trace inside the different paths from left to right.

Shopping Card Tracing Fun

Children will trace along the dashed lines and then color the picture.

Alphabet Tracing (5 pages)

Children will trace the upper and lower case letters and color the pictures.

Ice Cream Letter Matching (3 pages)

Children will color the two ice cream scoops with the matching upper and lower case letter the same color.

Food Alphabet Sequence (2 pages)

Children will cut and paste the missing letters in the correct boxes.

Shopping Sorting Numbers, Letters and Words

Children will cut and paste the numbers, letter and words in the correct category.

Spaghetti and Meatball Beginning Sounds (7 pages)

Children will cut and paste the pictures next to the correct beginning sound.

Food Syllables

Children will color the number that shows how many syllables are in each word.

Food Truck Rhyming Words

Children will draw a line to match the two words that rhyme.

Food CVC Words

Children will circle the word that matches the picture.

Food Sight Words Color by Code (5 pages)

Children will color the circles of sight words using the code.

Making Pizza Emergent Reader (color and B&W) with comprehension questions

Children will read the reader and answer the comprehension questions. Two options of the comprehension page are included: one with picture support and one without.

Food What is Different?

Children will circle the picture that is different in each row.

Food What Doesn't Belong?

Children will circle the picture that doesn't belong in each row.

Sorting Fruits and Vegetables

Children will cut out the items from the bottom of the page and paste them in the correct category.

Making Muffins Sequencing

Children will cut out the pictures from the side of the page and paste them in order to show the order of events.

Teddy Bear Picnic Read and Color

Children will color the picture following the instructions at the bottom the page.

Cupcake Sprinkles Number Tracing (2 pages)

Children will trace the numbers and color the pictures.

Spaghetti and Meatballs Counting

Children will count the meatballs and color the circle with the correct number.

Cookie Number Match (2 pages)

Children will cut out the numbers from the side of the page and paste them in the correct boxes.

Fast Food Number Sense (5 pages)

Children will cut out the different number representations and paste them in the correct boxes.

Breakfast Cereal Missing Numbers

Children will cut and paste the numbers in the empty boxes.

Food Number Order (2 pages)

Children will cut out the puzzle strips from the bottom of the page and paste them in order to reveal the picture.

Food Which Group Has More?

Children will circle the group that has more.

Fruits Count and Graph

Children will count how many of each picture and complete the graph.

Fruit Shapes

Children will use the code to color the different sections.

Ice Cream Height Order

Children will cut and paste the ice creams from shortest to tallest.

Vegetables Weight Order

Children will cut and paste the vegetables from lightest to heaviest.

Matching Shadows

Children will cut and paste the pictures on to top of their matching shadows.

Matching Halves

Children will cut and paste the missing halves to complete each picture.

Mouse and Cheese Prepositions

Children will color the word that shows the position of the mouse.

Fruit and Vegetables Patterns (AB)

Children will cut out the pictures from the bottom of the page and paste them in the correct box to complete each pattern.

Happy Teaching :)

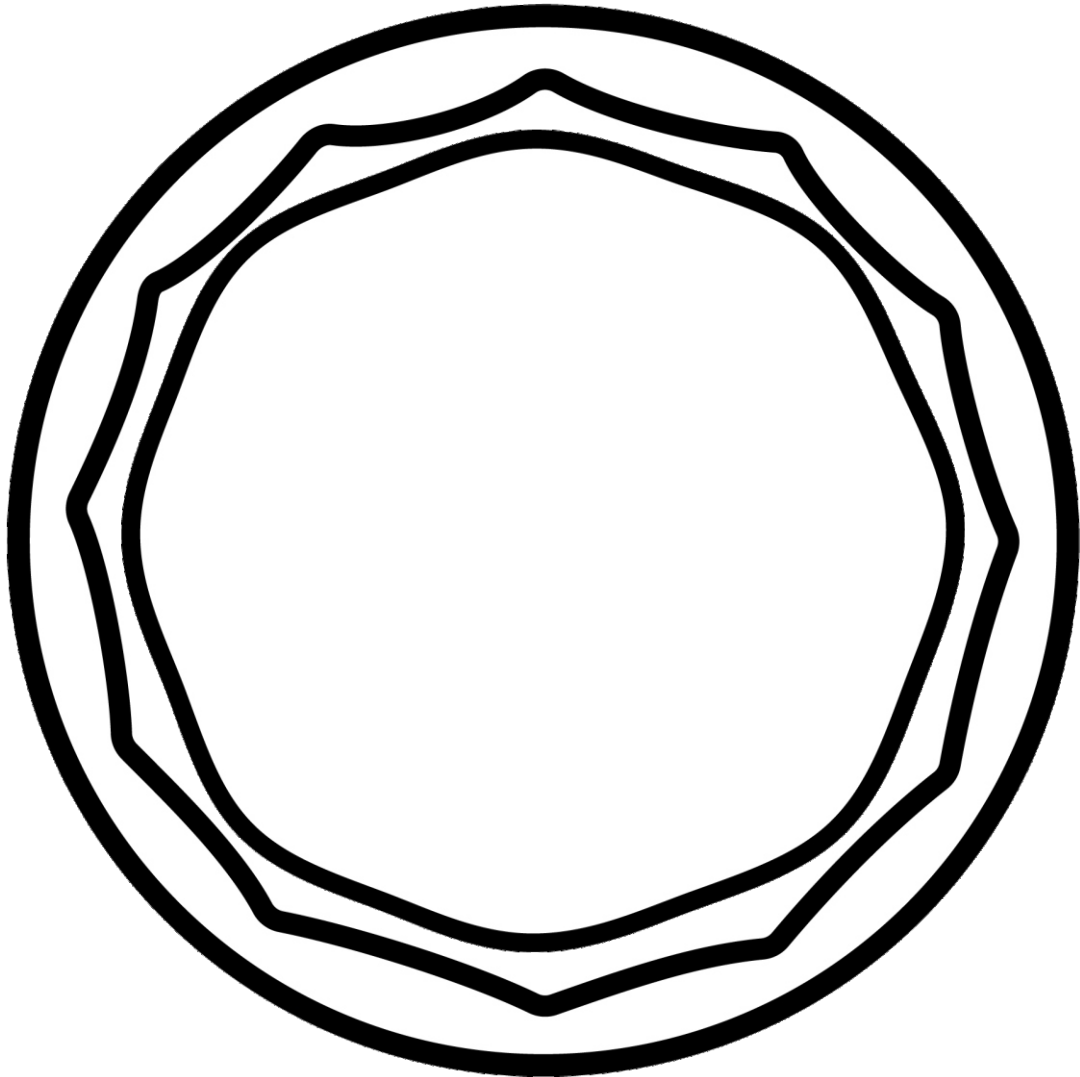
Name:

Preschool Worksheets: Food by Lavinia Pop © 2023



Cut and Paste Fun 1

Cut and paste to make a pizza.

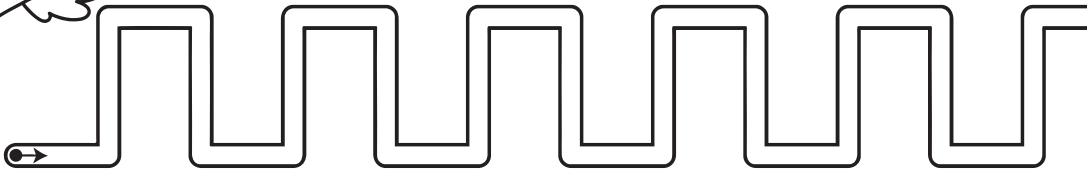


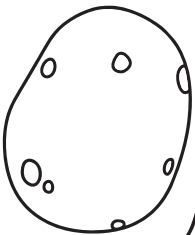

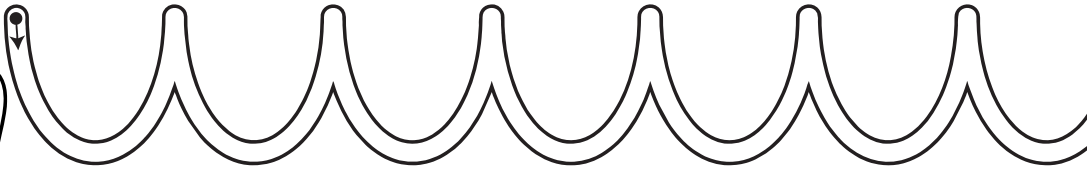

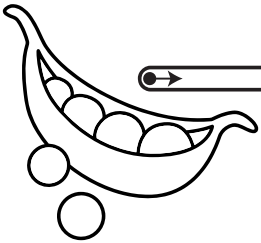


Name: _____



Pre-Writing Practice 1

Trace inside each path to add the vegetables to the pot.


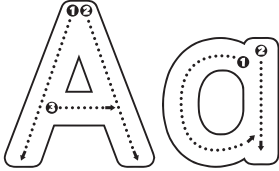
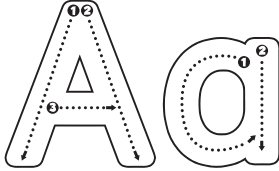
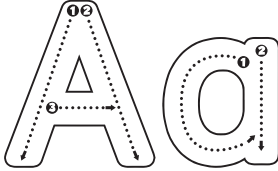

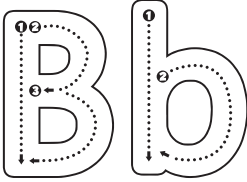
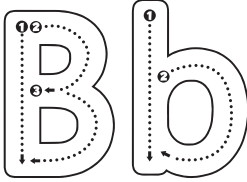
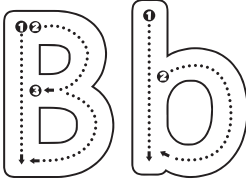

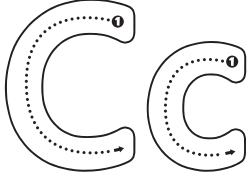
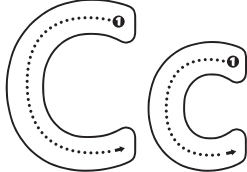
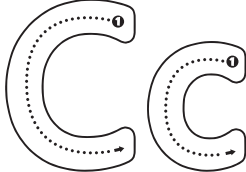
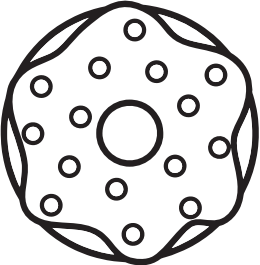
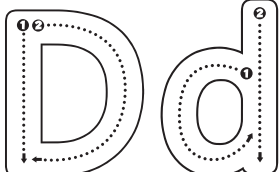
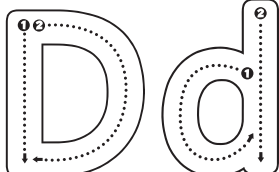
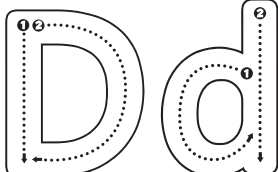

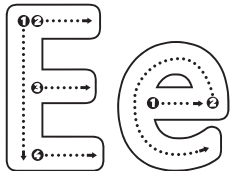
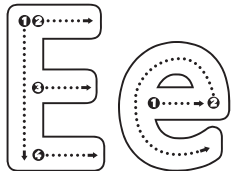
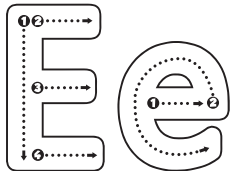


Name: _____



Alphabet Tracing 1

Color the pictures and trace the letters.




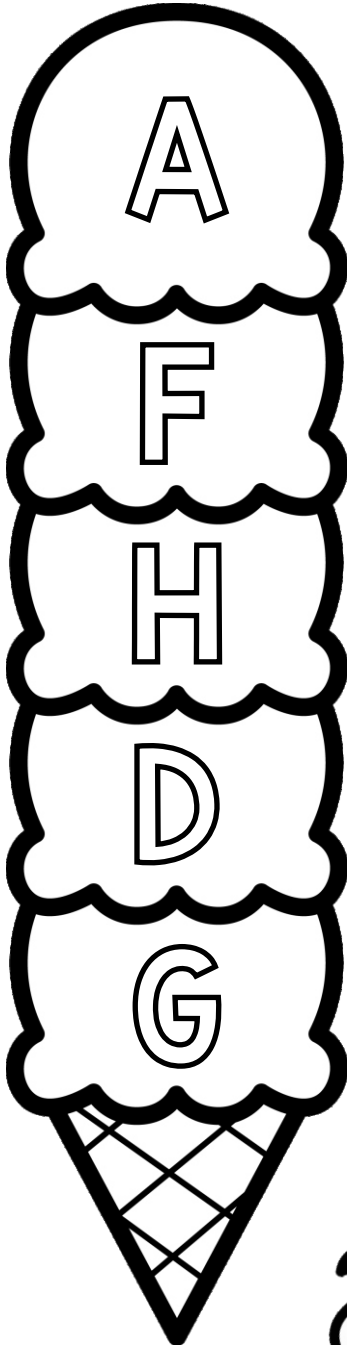
			
			
			
			
			

Name: _____



Matching Letters 1

Color the upper and lower case letters that match with the same color.











Name: _____



Beginning Sounds 1

Cut and paste the pictures next to the matching bowl of spaghetti and meatball.




Making Pizza




Name

Lavinia Pop © 2023




First, make the dough.

Making Pizza



Name

Lavinia Pop © 2023




First, make the dough.

Name:



Reading Comprehension

Answer the questions.




1. What is the book about?

- A** making hot dogs
- B** making pizza



2. What is the first step?

- A** make the dough
- B** roll the dough



3. What is spread on the pizza?

- A** chocolate
- B** pasta sauce



4. What is the last step?

- A** bake the pizza
- B** add toppings










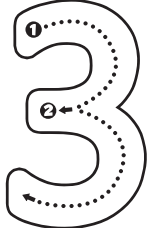
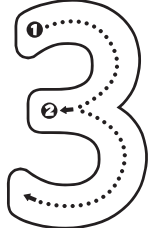
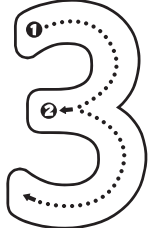

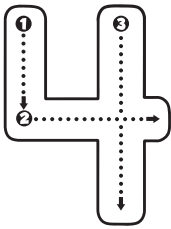
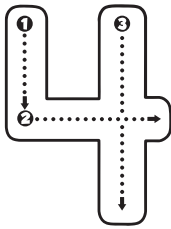
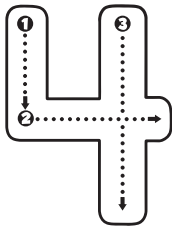






Name: _____



Number Tracing 1

Color the pictures and trace the numbers.











Name: _____

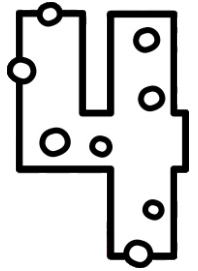
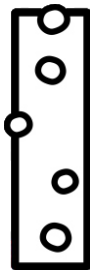

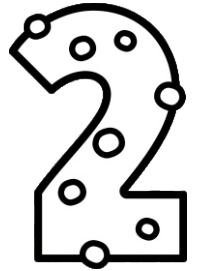


Number Match 1

Cut and paste the numbers in the correct box.






Name: _____



Number Sense 1







Cut and paste the different ways to show the numbers in the correct boxes.



--	--	--



--	--	--

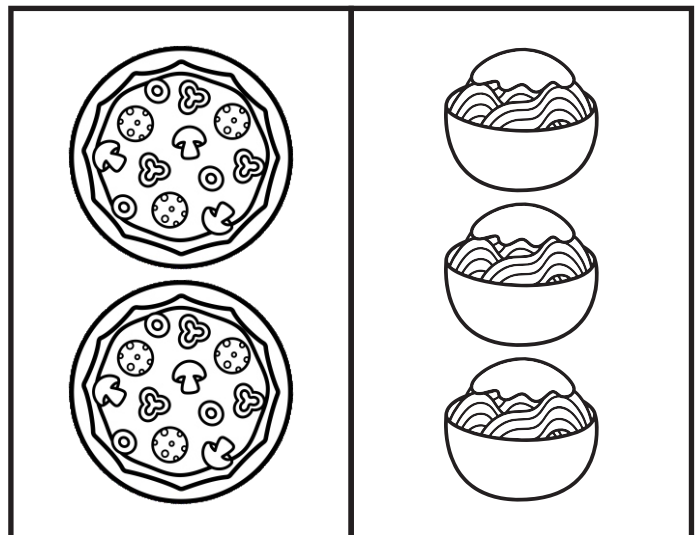







Name: _____



Which group has more?

Circle the group that has more.



Name: _____



Prepositions

Color the word that shows the position of the mouse.

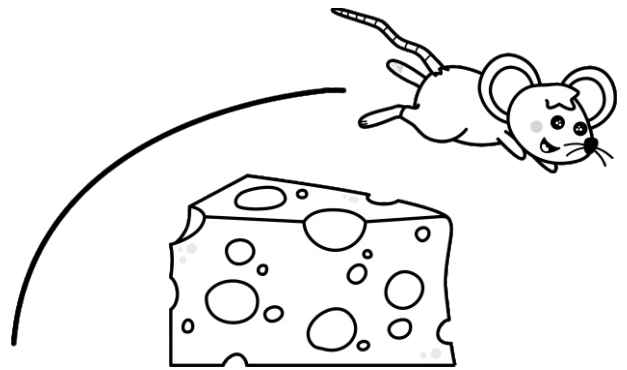
in

under




on

over



above

in front



behind

between

