

# Valentine's Day PRESCHOOL WORKSHEETS & ACTIVITIES

Name: \_\_\_\_\_

By Lavinia Pop © 2017

## Count and Graph

Name: \_\_\_\_\_

## Count - Paste - Write


1  
5

Name: \_\_\_\_\_

## Tracing Numbers

Name: \_\_\_\_\_

By Lavinia Pop © 2017

## Rhyme Time

Cut and paste the pictures that rhyme with the word on the lid inside the cookie jar. Paste the pictures that don't rhyme out of the jar.

Name: \_\_\_\_\_

## Middle "a" Sound

Color the chocolates that have the "a" sound in the middle.

Name: \_\_\_\_\_

## Number - Tally Match

1	
2	
3	

Name: \_\_\_\_\_

By Lavinia Pop © 2017

## Beginning Sounds

Cut and paste each stamp on the matching envelope.


f b e d c a

Name: \_\_\_\_\_

## Color By Sight Word

BLUE	PINK	RED	PURPLE
a	and	I	see



**Thank you** for downloading this product; I hope you will enjoy using it and that it will be a valuable resource for you! I value your feedback, so please don't hesitate to contact me if you have any concerns whatsoever as I will endeavour to address them. And if you like what I've done, please let me know by leaving feedback at my online store :)

Lavinia

[lavinia@kinder-resources.com](mailto:lavinia@kinder-resources.com)

**ILLUSTRATIONS** Kari Bolt, Little Red, Hidesy's Clipart, Dancing Crayon Designs, Whimsy Clips, PartyHead Graphics, Ramona Majdis, Zip-a-Dee-doo-dah-Designs, Bunny on a Cloud, Krista Wallden - Creative Clips, Creating4 the Classroom, Rainbow Sprinkle Studio - Sasha Mitten, First Class Clipart, Erin Colleen Design

[teacherspayteachers.com/Store/Kari-Bolt](https://www.teacherspayteachers.com/Store/Kari-Bolt)    [teacherspayteachers.com/Store/Littered](https://www.teacherspayteachers.com/Store/Littered)    [teacherspayteachers.com/Store/Hidesys-Clipart](https://www.teacherspayteachers.com/Store/Hidesys-Clipart)  
[dancingcrayon.com](https://www.dancingcrayon.com)    [teacherspayteachers.com/Store/Whimsy-Clips](https://www.teacherspayteachers.com/Store/Whimsy-Clips)    [teacherspayteachers.com/StorePartyhead-Graphics](https://www.teacherspayteachers.com/Store/Partyhead-Graphics)  
[teacherspayteachers.com/Store/Ramona-Majdis](https://www.teacherspayteachers.com/Store/Ramona-Majdis)    [teacherspayteachers.com/Store/Zip-a-dee-doo-dah-Designs](https://www.teacherspayteachers.com/Store/Zip-a-dee-doo-dah-Designs)  
[teacherspayteachers.com/Store/Bunny-On-A-Cloud](https://www.teacherspayteachers.com/Store/Bunny-On-A-Cloud)    [teacherspayteachers.com/Store/Krista-Wallden-Creative-Clips](https://www.teacherspayteachers.com/Store/Krista-Wallden-Creative-Clips)  
[teacherspayteachers.com/Store/Creating4-The-Classroom](https://www.teacherspayteachers.com/Store/Creating4-The-Classroom)    [teacherspayteachers.com/Store/Rainbow-Sprinkle-Studio-Sasha-Mitten](https://www.teacherspayteachers.com/Store/Rainbow-Sprinkle-Studio-Sasha-Mitten)  
[teacherspayteachers.com/Store/First-Class-Clipart](https://www.teacherspayteachers.com/Store/First-Class-Clipart)    [teacherspayteachers.com/Store/Erin-Colleen-Design](https://www.teacherspayteachers.com/Store/Erin-Colleen-Design)

This packet contains Images used under license from Shutterstock.com

**FONTS** [schoolfonts.com.au](https://www.schoolfonts.com.au)    [teacherspayteachers.com/Store/Kimberly-Geswein-Fonts](https://www.teacherspayteachers.com/Store/Kimberly-Geswein-Fonts)  
[teacherspayteachers.com/Store/Ramonam-Graphics](https://www.teacherspayteachers.com/Store/Ramonam-Graphics)

**PRINTING TIP** This resource has been designed for printing on A4-sized paper. If you are printing on a different size, select "shrink to printable area" or "print to fit page" (or a similar option) in order for the contents of this unit to print correctly.

Copyright © 2015 by Lavinia Pop - All rights reserved by author.

Purchase of this item entitles the purchaser the right to reproduce the pages for personal and classroom use. Duplication for other classes, an entire school or commercial purposes is strictly prohibited without written permission from the author. Minor editing is permitted only for personal use, however the document remains under copyright even when edited. Posting this item in whole or in part on the Internet in any form is strictly prohibited and is a violation of the Digital Millennium Copyright Act (DMCA).

Please be fair and don't share! If you are not the original purchaser of this file, please visit my store to purchase a copy. [Kinder-Resources.com](https://www.Kinder-Resources.com)

let's connect!



[Kinder-Resources.com](https://www.Kinder-Resources.com)



[facebook.com/inmyworldlavinipop](https://facebook.com/inmyworldlavinipop)



[instagram.com/inmyworld\\_lavinipop](https://instagram.com/inmyworld_lavinipop)



[pinterest.com/lavinipop](https://pinterest.com/lavinipop)

# Introduction

## **About this book**

This book contains a collection of worksheets, suitable for use with children in Preschool, Pre-Kindergarten, Transitional Kindergarten and Kindergarten (Prep).

## **Directions for use**

Following is an outline of the worksheets included in this unit and suggestions for use.

### **1. Valentine pre-writing practice (1 page)**

Children will race between the lines of each path.

### **2. Valentine candy hearts letters in my name (1 page)**

Children will color each heart that contains a letter included in their name.

### **3. Valentine hearts cutting practice (1 page)**

Children will cut out the hearts. A mobile can be made by making a hole in the top of each hearts and tying them to a stick or clothes hanger with a piece of string.

### **4. Valentine bug picture tracing (1 page)**

Children will trace the dashed lines to complete the picture and then color it.

### **5. Valentine heart maze (1 page)**

Children will make their way to the center of the maze.

### **6. Valentine's Day syllables (1 page)**

Children will read the word for each picture and color the corresponding number to show how many syllables.

### **7. Valentine hearts alphabet tracing (2 pages)**

Children will trace the letters on the page and color the pictures.

### **8. Valentine upper and lower case letter match (4 pages)**

Children will cut out the lower case letters from the side of the page and paste them in the square beside the matching upper case letter.

### **9. Valentine missing letters (2 pages)**

Children will write the missing letters in each box to complete the alphabet sequence.

### **10. Valentine letters beginning sounds cut and paste (5 pages)**

Children will cut out the letters from the bottom of the page and paste them on top of the envelope with the matching picture.

### **11. Valentine chocolates middle vowel coloring (5 pages)**

Children will color the chocolates with pictures that contain the focus middle vowel sound.

### **12. Valentine rhymes (7 pages)**

Children will cut and paste the pictures that rhyme with the word on the lids inside the cookie jar. The pictures that do not rhyme are glued under the jar.

### **13. Valentine hearts color by word match (10 pages)**

Children will color the hearts in the jar using the code displayed at the top of the page.

### **14. Valentine words one-to-one correspondence (1 page)**

Children will count how many words in each sentence and write the answer in each box.

### **15. Emergent reader “Valentine Fun” (color and B&W) & comprehension sheet**

Assembly is required by cutting each page in half, then stapling together on the left side where indicated. I have also included a colored version that teachers can use and keep in the classroom library. There are 2 comprehension sheets: one with pictures to indicate which page children can find the answer, and another without pictures.

### **16. Valentine positional words in, on, behind, in front (1 page)**

Children will color the object that shows the position at the front of each row.

### **17. Valentine differences (1 page)**

Children will look at each row of pictures and circle the one that is different.

### **18. Blow a bubble with chewing gum picture sequencing (1 page)**

Children will cut and paste the picture cards in order.

### **19. Valentine rose order by size, cut and paste (1 page)**

Children will cut and paste the roses in correct size order, from shortest to tallest.

### **20. 2D Valentine shapes matching (1 page)**

Children will cut and paste the shapes on the matching envelope.

### **21. Valentine hearts number tracing (1 pages)**

Children will trace the numbers 1-10.

### **22. Valentine tally match cut and paste (2 pages)**

Children will cut out the tally marks from the side of the page and paste them next to the matching number.

### **23. Valentine numbers cut and paste (2 pages)**

Children will cut out the numbers from the side of the page and paste them next to the picture that shows the corresponding number. They will then write the number in the second box.

### **24. Valentine count and graph to 5 (1 page)**

Children will count and graph the pictures.

### **25. Valentine patterns cut and paste (AB) (1 page)**


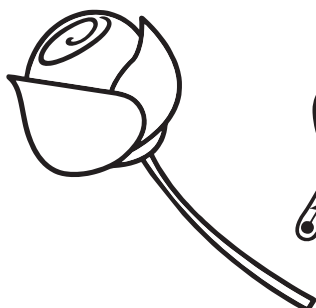


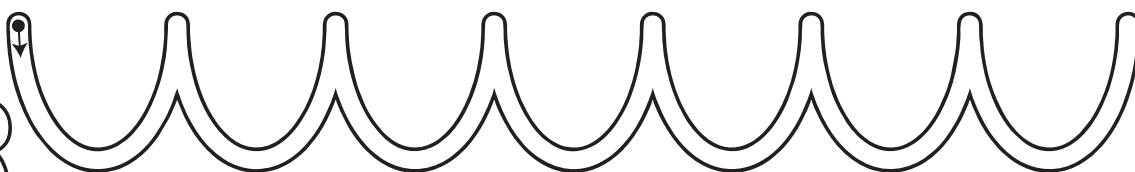
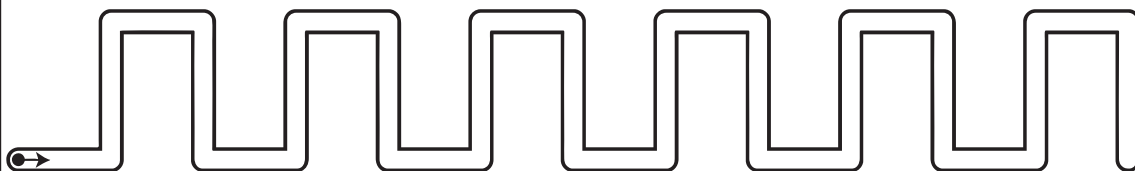

Children will determine the type of pattern, then cut the pictures from the bottom of the page and paste them in the correct box to finish each pattern.

Happy Teaching :)

Name:

# Pre-Writing Practice

Trace along each path.






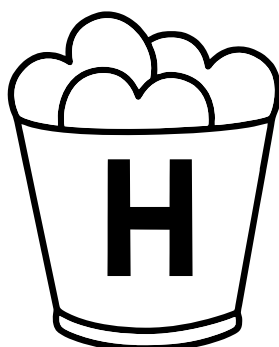








Name: \_\_\_\_\_

By Lavinia Pop © 2017

# Letter Match

Cut and paste the lower case letters next to the matching capital letters.

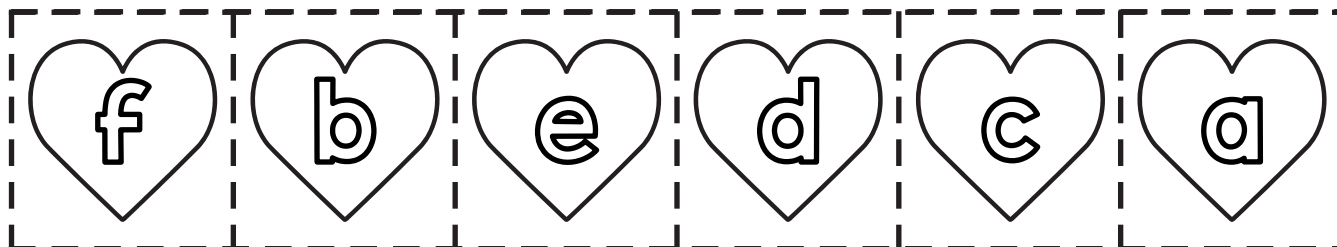








Name:

By Lavinia Pop © 2017

# Beginning Sounds

Cut and paste each stamp on the matching envelope.






Name:

# Middle "i" Sound

Color the chocolates that have the "i" sound in the middle.






Name: \_\_\_\_\_

By Lavinia Pop © 2017





# Rhyme Time

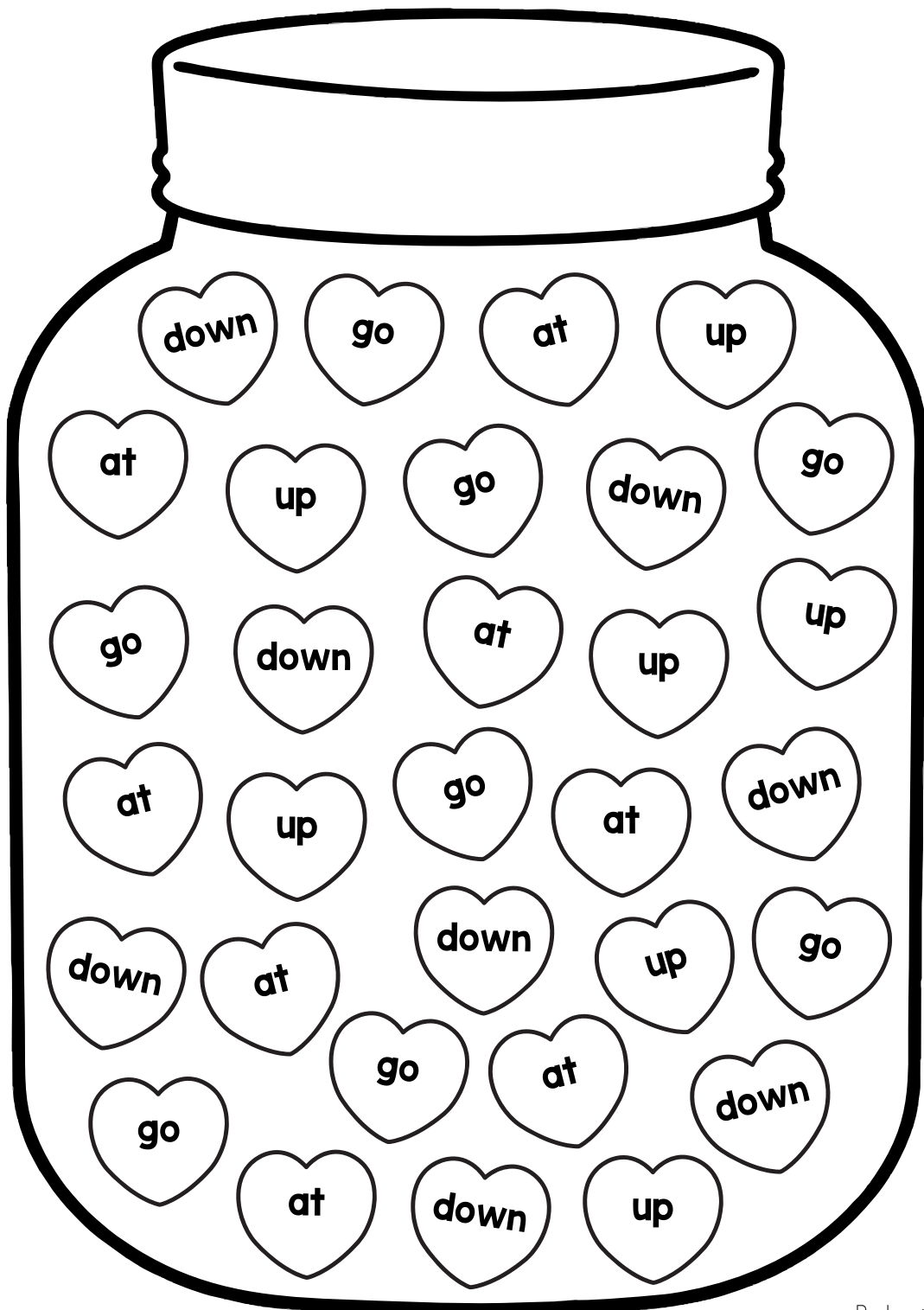
Cut and paste the pictures that rhyme with the word on the lid inside the cookie jar. Paste the pictures that don't rhyme out of the jar.




Name: \_\_\_\_\_

# Color By Sight Word

 PURPLE	 ORANGE	 BLUE	 PINK
at	down	go	up




# Valentine Fun




Name: \_\_\_\_\_

By Lavinia Pop © 2017



The bear has a valentine.

# Valentine Fun



Name: \_\_\_\_\_

By Lavinia Pop © 2017




The bear has a valentine.

Name:

Select the correct answer.


**What is the book about?**

- roses
- valentines
- chocolates




**What does the penguin have on her head?**

- a flower
- a valentine
- a bow




**What does the hedgehog have on her head?**

- a flower
- a valentine
- a bow



**What pattern is on the bear's valentine?**





- lines
- dots
- hearts



Name:

# Different






Circle the picture that is different.



Name:

--

# Count - Paste - Write

1
5
4
2
3