


# Sentence SCRAMBLE


# St. Patrick's Day



St. Patrick's Day

Name \_\_\_\_\_

 Cut and paste the word cards in correct order.



I see a leprechaun.


\_\_\_\_\_


\_\_\_\_\_

leprechaun. I a see


St. Patrick's Day

Name \_\_\_\_\_

 Cut and paste the word cards in correct order.




8

 Write the sentence.

\_\_\_\_\_

\_\_\_\_\_

 leprechaun. I a see

8

I

8

see

8

a

8

  
leprechaun.

**Thank you** for downloading this product; I hope you will enjoy using it and that it will be a valuable resource for you! I value your feedback, so please don't hesitate to contact me if you have any concerns whatsoever as I will endeavour to address them. And if you like what I've done, please let me know by leaving feedback at my online store :)

Lavinia

[lavinia@kinder-resources.com](mailto:lavinia@kinder-resources.com)



[Kinder-Resources.com](http://Kinder-Resources.com)

let's connect!



[facebook.com/inmyworldlavinipop](https://facebook.com/inmyworldlavinipop)



[instagram.com/inmyworld\\_lavinipop](https://instagram.com/inmyworld_lavinipop)



[pinterest.com/lavinipop](https://pinterest.com/lavinipop)

**FONTS** [schoolfonts.com.au](http://schoolfonts.com.au)  
[teacherspayteachers.com/Store/Kimberly-Geswein-Fonts](https://teacherspayteachers.com/Store/Kimberly-Geswein-Fonts)  
[teacherspayteachers.com/Store/Ramonam-Graphics](https://teacherspayteachers.com/Store/Ramonam-Graphics)

**ILLUSTRATIONS** Kari Bolt, Little Red, Hidesy's Clipart, Dancing Crayon Designs, Whimsy Clips, PartyHead Graphics, Ramona Majdis, Zip-a-Dee-doo-dah-Designs, Bunny on a Cloud, Krista Wallden - Creative Clips, Creating4 the Classroom, Rainbow Sprinkle Studio - Sasha Mitten, First Class Clipart, Erin Colleen Design

[teacherspayteachers.com/Store/Kari-Bolt](https://teacherspayteachers.com/Store/Kari-Bolt) [teacherspayteachers.com/Store/Littlered](https://teacherspayteachers.com/Store/Littlered) [teacherspayteachers.com/Store/Hidesys-Clipart](https://teacherspayteachers.com/Store/Hidesys-Clipart)  
[dancingcrayon.com](https://dancingcrayon.com) [teacherspayteachers.com/Store/Whimsy-Clips](https://teacherspayteachers.com/Store/Whimsy-Clips) [teacherspayteachers.com/Store/Partyhead-Graphics](https://teacherspayteachers.com/Store/Partyhead-Graphics)  
[teacherspayteachers.com/Store/Ramona-Majdis](https://teacherspayteachers.com/Store/Ramona-Majdis) [teacherspayteachers.com/Store/Zip-a-dee-doo-dah-Designs](https://teacherspayteachers.com/Store/Zip-a-dee-doo-dah-Designs)  
[teacherspayteachers.com/Store/Bunny-On-A-Cloud](https://teacherspayteachers.com/Store/Bunny-On-A-Cloud) [teacherspayteachers.com/Store/Krista-Wallden-Creative-Clips](https://teacherspayteachers.com/Store/Krista-Wallden-Creative-Clips)  
[teacherspayteachers.com/Store/Creating4-The-Classroom](https://teacherspayteachers.com/Store/Creating4-The-Classroom) [teacherspayteachers.com/Store/Rainbow-Sprinkle-Studio-Sasha-Mitten](https://teacherspayteachers.com/Store/Rainbow-Sprinkle-Studio-Sasha-Mitten)  
[teacherspayteachers.com/Store/First-Class-Clipart](https://teacherspayteachers.com/Store/First-Class-Clipart) [teacherspayteachers.com/Store/Erin-Colleen-Design](https://teacherspayteachers.com/Store/Erin-Colleen-Design)

This packet contains Images used under license from Shutterstock.com

**PRINTING TIP:** This resource has been designed for printing on A4-sized paper. If you are printing on a different size, select "shrink to printable area" or "print to fit page" (or a similar option) in order for the contents of this unit to print correctly.

Copyright © 2014 by Lavinia Pop - All rights reserved by author.

Purchase of this item entitles the purchaser the right to reproduce the pages for personal and classroom use. Duplication for other classes, an entire school or commercial purposes is strictly prohibited without written permission from the author. Minor editing is permitted only for personal use, however the document remains under copyright even when edited. Posting this item in whole or in part on the Internet in any form is strictly prohibited and is a violation of the Digital Millennium Copyright Act (DMCA).

Please be fair and don't share! If you are not the original purchaser of this file, please visit my store to purchase a copy. [Kinder-Resources.com](http://Kinder-Resources.com)

# Introduction

## About this book

This book contains a collection of St. Patrick's Day themed sentence building printables and follow up worksheets intended for use with children in Kindergarten (Prep) and Grade 1.

## Directions for use

There are a couple of ways in which the contents of this unit can be used to target the different learning levels of students:

1. Sentence Scramble Center: Print the word/picture cards (p. 5-14) and laminate them for durability. Cut along the dotted lines to separate them. Each one is numbered to show the ones that belong together in a sentence. The aim is for children to arrange the cards to build a sentence, and then complete the corresponding cut and paste sheet from the first set of worksheets (p. 15-34).

2. Cut and Paste Word Work: This activity (p. 35-54) is an easier alternative for children who cannot yet build sentences independently; they use the sentence on each page as a guide to order the words correctly. Using the word/picture cards for this activity is optional; set up is as outlined above.

The worksheets in this book can be used while working with the entire class, in small groups, or individually. They can also be assigned as homework for additional practice to reinforce sight words and vocabulary learnt in the classroom.

Happy Teaching :)

# sentences included

1. St. Patrick's Day is on March 17th.
2. There is a clover on my hat.
3. A shamrock has three leaves.
4. I see a pretty rainbow.
5. There are gold coins in the pot.
6. Is there a pot of gold at the end of the rainbow?
7. The Irish flag is orange, white and green.
8. I see a leprechaun.
9. The leprechaun has a green hat.
10. The leprechaun has brown boots.
11. The leprechaun likes to dance.
12. She made a trap for the leprechaun.
13. The leprechaun took the pot of gold.
14. The leprechaun is on the rainbow.
15. The leprechaun is in the pot of gold.
16. The leprechaun likes to eat cupcakes.
17. The leprechaun made a potato man.
18. The leprechaun made the toilet water green.
19. The leprechaun left green footprints on the floor.
20. The leprechaun is celebrating.

1



St. Patrick's Day

1

is

1

on

1



March 17th.

2

There

2

is

2

a

2



clover

2

on

2

my

2



hat.

3

A


# st. Patrick's Day

Name

--



Cut and paste the word cards in correct order.



--	--	--	--	--	--



Write the sentence.

-----

-----

-----

-----



**Day**

**March  
17th.**

**St.**

**on**

**Patrick's**

**is**


# St. Patrick's Day

Name

--



Cut and paste the word cards in correct order.



2

--	--	--	--	--	--	--



Write the sentence.

-----

-----

-----



on

is

a

There

hat.

clover


my

# st. Patrick's Day

Name



Cut and paste the word cards in correct order.



3

--	--	--	--	--



Write the sentence.

---

---

---



shamrock

three

A

has

leaves.




# St. Patrick's Day

Name

--



Cut and paste the word cards in correct order.



**St. Patrick's Day is on March 17th.**

--	--	--	--	--	--



Write the sentence.

-----

-----

-----



**Day**

**March  
17th.**

**St.**

**on**

**Patrick's**

**is**


# St. Patrick's Day

Name

--



Cut and paste the word cards in correct order.



**There is a clover on my hat.**

--	--	--	--	--	--	--



Write the sentence.

-----

-----

-----

-----



**on**

**is**

**a**

**There**

**hat.**

**clover**

**my**


# st. Patrick's Day

Name

--



Cut and paste the word cards in correct order.



**A shamrock has three leaves.**

--	--	--	--	--



Write the sentence.




**shamrock**

**three**

**A**

**has**

**leaves.**