

Thank you for downloading this product; I hope you will enjoy using it and that it will be a valuable resource for you! I value your feedback, so please don't hesitate to contact me if you have any concerns whatsoever as I will endeavour to address them. And if you like what I've done, please let me know by leaving feedback at my online store :)

let's connect!

Lavinia

lavinia@kinder-resources.com



Kinder-Resources.com



facebook.com/inmyworldlavinipop



instagram.com/inmyworld_lavinipop



pinterest.com/lavinipop

FONTS schoolfonts.com.au

teacherspayteachers.com/Store/Kimberly-Geswein-Fonts
teacherspayteachers.com/Store/Ramonam-Graphics

ILLUSTRATIONS Kari Bolt, Little Red, Hidesy's Clipart, Dancing Crayon Designs, Whimsy Clips, PartyHead Graphics, Ramona Majdis, Zip-a-Dee-doo-dah-Designs, Bunny on a Cloud, Krista Wallden - Creative Clips, Creating4 the Classroom, Rainbow Sprinkle Studio - Sasha Mitten, First Class Clipart, Erin Colleen Design

teacherspayteachers.com/Store/Kari-Bolt teacherspayteachers.com/Store/Littlered teacherspayteachers.com/Store/Hidesys-Clipart
dancingcrayon.com teacherspayteachers.com/Store/Whimsy-Clips teacherspayteachers.com/StorePartyhead-Graphics
teacherspayteachers.com/Store/Ramona-Majdis teacherspayteachers.com/Store/Zip-a-dee-doo-dah-Designs
teacherspayteachers.com/Store/Bunny-On-A-Cloud teacherspayteachers.com/Store/Krista-Wallden-Creative-Clips
teacherspayteachers.com/Store/Creating4-The-Classroom teacherspayteachers.com/Store/Rainbow-Sprinkle-Studio-Sasha-Mitten
teacherspayteachers.com/Store/First-Class-Clipart teacherspayteachers.com/Store/Erin-Colleen-Design

This packet contains Images used under license from Shutterstock.com

PRINTING TIP: This resource has been designed for printing on A4-sized paper. If you are printing on a different size, select "shrink to printable area" or "print to fit page" (or a similar option) in order for the contents of this unit to print correctly.

Copyright © 2014 by Lavinia Pop - All rights reserved by author.

Purchase of this item entitles the purchaser the right to reproduce the pages for personal and classroom use. Duplication for other classes, an entire school or commercial purposes is strictly prohibited without written permission from the author. Minor editing is permitted only for personal use, however the document remains under copyright even when edited. Posting this item in whole or in part on the Internet in any form is strictly prohibited and is a violation of the Digital Millennium Copyright Act (DMCA).

Please be fair and don't share! If you are not the original purchaser of this file, please visit my store to purchase a copy. Kinder-Resources.com

Introduction

About this book

This book contains a collection of Valentine's Day-themed sentence building printables and follow up worksheets intended for use with children in Kindergarten (Prep) and Grade 1.

Directions for use

There are a couple of ways in which the contents of this unit can be used to target the different learning levels of students:

1. Sentence Scramble Center: Print the word/picture cards (p. 5-14) and laminate them for durability. Cut along the dotted lines to separate them. Each one is numbered to show the ones that belong together in a sentence. The aim is for children to arrange the cards to build a sentence, and then complete the corresponding cut and paste sheet from the first set of worksheets (p. 15-35).

2. Cut and Paste Word Work: This activity (p. 36-56) is an easier alternative for children who cannot yet build sentences independently; they use the sentence on each page as a guide to order the words correctly. Using the word/picture cards for this activity is optional; set up is as outlined above.

The worksheets in this book can be used while working with the entire class, in small groups, or individually. They can also be assigned as homework for additional practice to reinforce sight words and vocabulary learnt in the classroom.

Happy Teaching :)

Sentences included

1. Valentine's Day is on February 14th.
2. A valentine is in the box.
3. Tom has a rose.
4. The bear has a heart.
5. He can draw a heart.
6. I can give a card.
7. Dad will give me a hug.
8. She can paint three hearts.
9. I will make a cupcake.
10. Bob gave his mom a kiss.
11. I like to eat candy.
12. He has a big valentine!
13. The balloon is red.
14. Did he make that cookie?
15. I see chocolates in the box.
16. The spider has a valentine.
17. The valentine is for you.
18. She is my friend.
19. I have four hearts.
20. Here are pretty flowers.

1



Valentine's Day

1

is

1

on

1




February 14th.

2

A

2
3



valentine

2

is


2

in

2

the

2



box.

3



Tom

3

has

Valentine's Day

Name



Cut and paste the word cards in correct order.



2

--	--	--	--	--	--



Write the sentence.



in

is

valentine

the

A

box.

Valentine's Day

Name



Cut and paste the word cards in correct order.



--	--	--	--



Write the sentence.




rose. a Tom has

Valentine's Day

Name



Cut and paste the word cards in correct order.



--	--	--	--	--



Write the sentence.



heart. The a has bear

Valentine's Day

Name



Cut and paste the word cards in correct order.



A valentine is in the box.

--	--	--	--	--	--



Write the sentence.



in

is

valentine

the

A

box.

Valentine's Day

Name



Cut and paste the word cards in correct order.



Tom has a rose.

--	--	--	--



Write the sentence.



rose.

a

Tom


has

Valentine's Day

Name



Cut and paste the word cards in correct order.



The bear has a heart.

--	--	--	--	--



Write the sentence.



heart.	The	a	has	bear
---------------	------------	----------	------------	-------------