

St. Patrick's Day KINDERGARTEN

MATH & LITERACY WORKSHEETS

Worksheet 1: Syllables
 Name: _____
 How many syllables?
 1 2 3

Worksheet 2: Labels
 Name: _____
 Cut out the labels and paste them in the correct spot.

Worksheet 3: Tally Marks
 Name: _____
 Count the tally marks and color the cloud with the correct number.
 20 10 16 17

Worksheet 4: Skip Counting
 Name: _____
 Cut and paste the number tiles in order to skip count by 2s from 2 to 18.
 2

Worksheet 5: Missing Numbers
 Name: _____
 Write the missing number.
 10 7 6 4 5

Worksheet 6: Missing Sounds
 Name: _____
 Write the missing middle sound.
 f n t n f x

Worksheet 7: Spelling
 Name: _____
 Select the correct spelling for each picture.
 snak snake dam dan pig pige kit

Worksheet 8: Reading
 Name: _____
 Read the following story and answer the questions below.
Leprechauns
 Leprechauns are little men. They put on green jackets and pants and they like to trick little boys and girls. You can lay traps for leprechauns and, if you catch one, you must hang on to him so that he will tell you where he hid his pot of gold.
 What are leprechauns?
 A little men
 B little traps
 What color jackets and pants do leprechauns wear?
 C orange
 D green
 What will the leprechaun tell you if you catch him?
 E how to play tricks on boys and girls
 F where he hid his pot of gold

Worksheet 9: Build-a-Word
 Name: _____
St. Patrick's Day
Build-a-Word
 Lavinia Pop © 2015

Kindergarten ~ Prep

Thank you for downloading this product; I hope you will enjoy using it and that it will be a valuable resource for you! I value your feedback, so please don't hesitate to contact me if you have any concerns whatsoever as I will endeavour to address them. And if you like what I've done, please let me know by leaving feedback at my online store :)

Lavinia

lavinia@kinder-resources.com

ILLUSTRATIONS Kari Bolt, Erin Colleen Design, Little Red, Whimsy Clips, PartyHead Graphics, Ramona Majdis, Zip-a-Dee-doo-dah-Designs, Bunny on a Cloud, Krista Wallden - Creative Clips, Creating4 the Classroom, Rainbow Sprinkle Studio - Sasha Mitten, First Class Clipart, ClipArtisan, Muggy Studio

[teacherspayteachers.com/Store/Kari-Bolt](https://www.teacherspayteachers.com/Store/Kari-Bolt) [teacherspayteachers.com/Store/Erin-Colleen-Design](https://www.teacherspayteachers.com/Store/Erin-Colleen-Design)
[teacherspayteachers.com/Store/Littlered](https://www.teacherspayteachers.com/Store/Littlered) [teacherspayteachers.com/Store/Whimsy-Clips](https://www.teacherspayteachers.com/Store/Whimsy-Clips) [teacherspayteachers.com/Store/Partyhead-Graphics](https://www.teacherspayteachers.com/Store/Partyhead-Graphics)
[teacherspayteachers.com/Store/Ramona-Majdis](https://www.teacherspayteachers.com/Store/Ramona-Majdis) [teacherspayteachers.com/Store/Zip-a-dee-doo-dah-Designs](https://www.teacherspayteachers.com/Store/Zip-a-dee-doo-dah-Designs)
[teacherspayteachers.com/Store/Bunny-On-A-Cloud](https://www.teacherspayteachers.com/Store/Bunny-On-A-Cloud) [teacherspayteachers.com/Store/Krista-Wallden-Creative-Clips](https://www.teacherspayteachers.com/Store/Krista-Wallden-Creative-Clips)
[teacherspayteachers.com/Store/Creating4-The-Classroom](https://www.teacherspayteachers.com/Store/Creating4-The-Classroom) [teacherspayteachers.com/Store/Rainbow-Sprinkle-Studio-Sasha-Mitten](https://www.teacherspayteachers.com/Store/Rainbow-Sprinkle-Studio-Sasha-Mitten)
[teacherspayteachers.com/Store/First-Class-Clipart](https://www.teacherspayteachers.com/Store/First-Class-Clipart) [etsy.com/au/shop/ClipArtisan](https://www.etsy.com/au/shop/ClipArtisan) [teacherspayteachers.com/Store/Muggy-Studio](https://www.teacherspayteachers.com/Store/Muggy-Studio)

This packet contains Images used under license from Shutterstock.com

FONTS schoolfonts.com.au [teacherspayteachers.com/Store/Kimberly-Geswein-Fonts](https://www.teacherspayteachers.com/Store/Kimberly-Geswein-Fonts)
[teacherspayteachers.com/Store/Ramonam-Graphics](https://www.teacherspayteachers.com/Store/Ramonam-Graphics)

PRINTING TIP This resource has been designed for printing on A4-sized paper. If you are printing on a different size, select "shrink to printable area" or "print to fit page" (or a similar option) in order for the contents of this unit to print correctly.

Copyright ©2015 by Lavinia Pop - All rights reserved by author.

Purchase of this item entitles the purchaser the right to reproduce the pages for personal and classroom use. Duplication for other classes, an entire school or commercial purposes is strictly prohibited without written permission from the author. Minor editing is permitted only for personal use, however the document remains under copyright even when edited. Posting this item in whole or in part on the Internet in any form is strictly prohibited and is a violation of the Digital Millennium Copyright Act (DMCA).

Please be fair and don't share! If you are not the original purchaser of this file, please visit my store to purchase a copy. Kinder-Resources.com

let's connect!



Kinder-Resources.com



facebook.com/KinderResources



instagram.com/laviniapop_kinder_resources



pinterest.com/laviniapop

Introduction

About this book

This book contains a collection of St. Patrick's Day-themed worksheets intended for use with children in Kindergarten (Prep). They can be used with the whole class or in centers and small groups. They can also be given to children as homework or early finisher work.

Directions for use

Following is an outline of the worksheets included in this unit and suggestions for use.

1. Shamrock syllables

Children color a shamrock to show how many syllables in each word.

2. Missing beginning sounds (2 pages)

Children write the missing beginning consonants to complete the CVC words.

3. Missing middle short-vowel sounds (2 pages)

Children write the missing middle short-vowels to complete the CVC words.

4. Missing ending sounds (2 pages)

Children write the missing ending consonants to complete the CVC words.

5. Real and nonsense CVC words

Children follow the real words through the maze.

6. CVC crosswords

Children use the picture clues to complete each of the 4-word CVC crossword puzzles.

7. Shamrock beginning L blends

Children color a shamrock to show the beginning blend for the pictures.

8. Rhyming clues cut and paste

Children read the clues in each box to help them find the matching picture.

9. Shamrock beginning digraphs (ch, sh, th, wh)

Children color a shamrock to show the beginning digraph for the pictures.

9. Shamrock long vowel sounds (5 pages)

Children color the pictures that contain the long vowel sound indicated at the top of each page.

10. Rainbow CVC or CVCe words (2 pages)

Children say the name of the pictures and color the correct cloud to show whether it is a CVC or CVCe word.

11 Color by leprechaun by sight words

Children used the code on to color the leprechaun.

12. Write the missing sight word

Children use the picture clues in the first box to work out what the sentence is about. They then complete each of the sentences on the page by selecting and writing the correct sight word on the lines.

13. St. Patrick's fluency sight word sentences (2 pages)

Children read the sentences on the page and color a shamrock each time they have ready all the sentences.

14. "Leprechauns" reading comprehension

Children read a short story and answer the comprehension questions by coloring the correct circle.

15. St. Patrick's Day alphabetical order

These pages can be cut in half, or left as they are. Children cut the four words on the right and paste in alphabetical order over the numbers.

16. Label the leprechaun

Children cut the labels from the bottom of the page and paste them in the correct spot to label the leprechaun.

17. Opposites (hot, big, glad, day)

Children color the picture that shows the opposite of the word in the first box.

18. St. Patrick's Day build-a-word booklet (9 words)

Print the pages you wish to use, cut them in half and staple together. Leave letter tiles on the right intact. Children write the words of the images displayed on each page in their booklets and then build the words using the letter tiles provided. I have also included writing lines if you wish for your students to create sentences with the words. The lines can be photocopied onto the back of each page.

** Ink stamps or letters cut out from magazines can be used instead of the letter tiles included in this unit.**

19. Rainbow tally marks

Children color the correct cloud to show how many tallies.

20. Write the missing numbers

Children complete each of the grids by writing the missing numbers.

21. Skip counting missing numbers cut and paste (2s, 5s, 10s)

Children cut the numbers from the bottom and paste in the correct spot to complete the number order.

22. St. Patrick's Day place value (2 pages)

Children identify how many tens and ones.

23. Shamrock domino addition (2 pages)

Children write the number of shamrocks on the domino halves and then add them.

24. Leprechaun number bonds (2 pages)

Children write the missing numbers to complete the number bonds.

25. Shamrock patterns

Children color the shamrocks to show the pattern type indicated.

26. Shapes (square, hexagon, circle, rectangle, triangle)

Children color the shape indicated at the top of the page and then write how many times they found it.

27. Telling time (2 pages)

For the first worksheet, children cut and paste the numbers in correct order on the clock. For the second one, children draw the short hand on each of the clock to show the time to the hour indicated.

28. St. Patrick's Day count and graph

Children count each of the objects that are the same and complete the graph to show their findings.

29. Odd and even number maze

Children follow the even numbers through the maze.

30. Closest and farthest


Children color the pictures to show the object closest and farthest.

Happy Teaching :)


Name:

Lavinia Pop © 2015


[Empty box for name]



How many syllables?



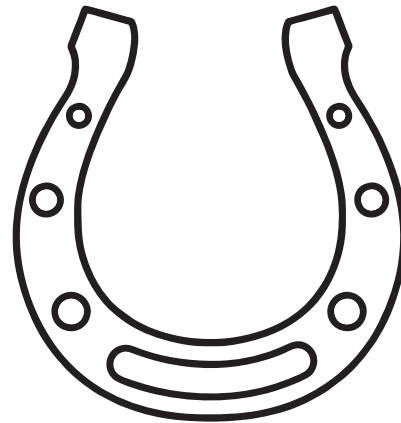
leprechaun




gold




rainbow



horseshoe



hat




shamrock



Name:

Lavinia Pop © 2015



Write the missing middle sound.

f		n

t		n

f		x

h		n

r		m

m		g


l		g

h		t

w		g

Name: _____

Lavinia Pop © 2015




Follow the real words through the maze.


cat	hen	pig	fox	mug	jus
nep	pid	wot	hus	rag	jap
bag	bug	hog	lip	pen	ret
leg	zat	rin	yit	loz	yut
wig	gaf	had	bed	dip	dib
pop	pol	cut	leb	pot	kap
hut	dap	nod	lut	cup	tap
Sam	Ben	big	fob	vep	vet

Name: _____

Lavinia Pop © 2015



Color the pictures that contain the "long a" sound.




Name:

Lavinia Pop © 2015



Color a shamrock each time you read all the sentences.




I have a big hat.



I have a big pot of gold.



I have a big horseshoe.




I have a big shamrock.



I have a little flag.



I have a little coin.




I do not have a leprechaun!




o p t

r h
a p



o p t

— —



h a p

— —

n

r

e

e

g

n

c

o


i

s



green

--	--	--	--	--




coins

--	--	--	--	--

Name:

Lavinia Pop © 2015



Count the tally marks and color the cloud with the correct number.

A circular area containing two vertical tally marks (||). Below the circle are two clouds. The left cloud contains the number 2, and the right cloud contains the number 20.

A circular area containing five vertical tally marks, with the top two crossed out by a diagonal line (//|||). Below the circle are two clouds. The left cloud contains the number 10, and the right cloud contains the number 5.

A circular area containing two groups of three vertical tally marks. The first group has the top two crossed out by a diagonal line (//|||), and the second group is a standard group of three (|||). Below the circle are two clouds. The left cloud contains the number 10, and the right cloud contains the number 9.

A circular area containing one vertical tally mark (|). Below the circle are two clouds. The left cloud contains the number 1, and the right cloud contains the number 11.

A circular area containing three vertical tally marks (|||). Below the circle are two clouds. The left cloud contains the number 13, and the right cloud contains the number 3.


A circular area containing two groups of three vertical tally marks. The first group has the top two crossed out by a diagonal line (//|||), and the second group is a standard group of two (||). Below the circle are two clouds. The left cloud contains the number 6, and the right cloud contains the number 7.

A circular area containing two groups of three vertical tally marks. The first group has the top two crossed out by a diagonal line (//|||), and the second group also has the top two crossed out (//|||). Below the circle are two clouds. The left cloud contains the number 15, and the right cloud contains the number 10.



A circular area containing two groups of three vertical tally marks. The first group has the top two crossed out by a diagonal line (//|||), and the second group is a standard group of three (|||). Below the circle are two clouds. The left cloud contains the number 8, and the right cloud contains the number 9.

Name: _____

Lavinia Pop © 2015




Cut and paste the number tiles in order to skip count by 10s from 10 to 100.




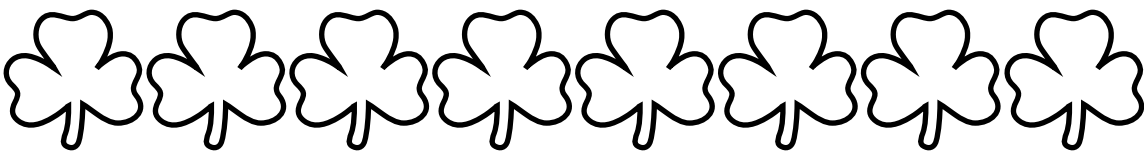
90	30	100	80	20
60	40	70	10	50



Name: _____


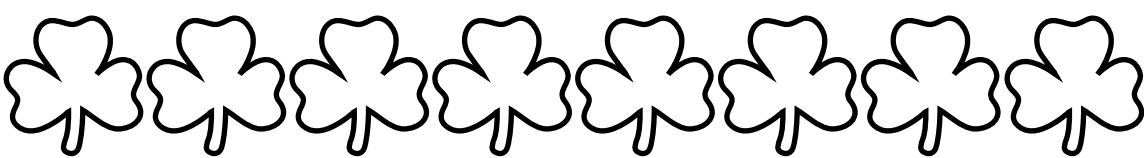
Lavinia Pop © 2015


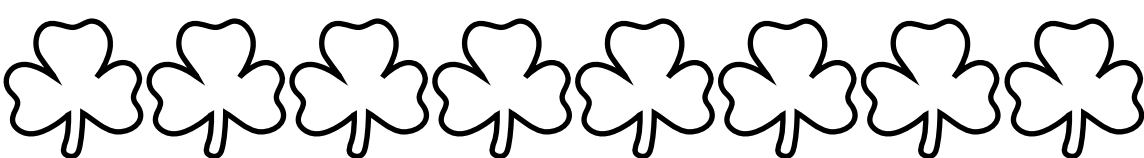



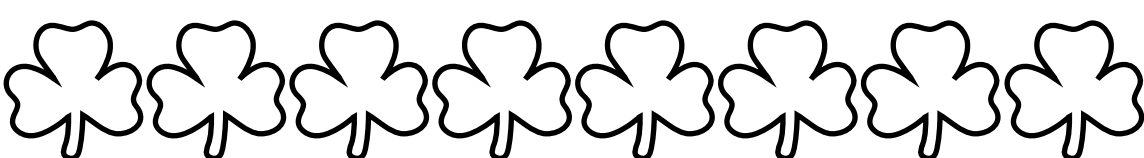
Color the shamrocks to make the following patterns:



 ab	
--	--

 aab	
---	--

 abb	
---	--

 aabb	
--	--

 abc	
---	--

 aabc	
--	--

Name:

Lavinia Pop © 2015



Color all the squares.
How many did you find?

