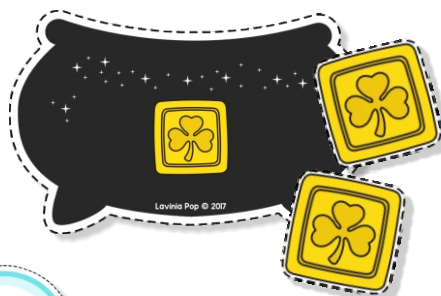



St. Patrick's Day PRESCHOOL

CENTERS



Thank you for downloading this product; I hope you will enjoy using it and that it will be a valuable resource for you! I value your feedback, so please don't hesitate to contact me if you have any concerns whatsoever as I will endeavour to address them. And if you like what I've done, please let me know by leaving feedback at my online store :)

Lavinia

lavinia@kinder-resources.com

ILLUSTRATIONS Kari Bolt, Erin Colleen Design, Little Red, Whimsy Clips, PartyHead Graphics, Ramona Majdis, Zip-a-Dee-doo-dah-Designs, Bunny on a Cloud, Krista Wallden - Creative Clips, Creating4 the Classroom, Rainbow Sprinkle Studio - Sasha Mitten, First Class Clipart, ClipArtisan, Muggy Studio

[teacherspayteachers.com/Store/Kari-Bolt](https://www.teacherspayteachers.com/Store/Kari-Bolt) [teacherspayteachers.com/Store/Erin-Colleen-Design](https://www.teacherspayteachers.com/Store/Erin-Colleen-Design)
[teacherspayteachers.com/Store/Littlered](https://www.teacherspayteachers.com/Store/Littlered) [teacherspayteachers.com/Store/Whimsy-Clips](https://www.teacherspayteachers.com/Store/Whimsy-Clips) [teacherspayteachers.com/StorePartyhead-Graphics](https://www.teacherspayteachers.com/Store/Partyhead-Graphics)
[teacherspayteachers.com/Store/Ramona-Majdis](https://www.teacherspayteachers.com/Store/Ramona-Majdis) [teacherspayteachers.com/Store/Zip-a-dee-doo-dah-Designs](https://www.teacherspayteachers.com/Store/Zip-a-dee-doo-dah-Designs)
[teacherspayteachers.com/Store/Bunny-On-A-Cloud](https://www.teacherspayteachers.com/Store/Bunny-On-A-Cloud) [teacherspayteachers.com/Store/Krista-Wallden-Creative-Clips](https://www.teacherspayteachers.com/Store/Krista-Wallden-Creative-Clips)
[teacherspayteachers.com/Store/Creating4-The-Classroom](https://www.teacherspayteachers.com/Store/Creating4-The-Classroom) [teacherspayteachers.com/Store/Rainbow-Sprinkle-Studio-Sasha-Mitten](https://www.teacherspayteachers.com/Store/Rainbow-Sprinkle-Studio-Sasha-Mitten)
[teacherspayteachers.com/Store/First-Class-Clipart](https://www.teacherspayteachers.com/Store/First-Class-Clipart) [etsy.com/au/shop/ClipArtisan](https://www.etsy.com/au/shop/ClipArtisan) [teacherspayteachers.com/Store/Muggy-Studio](https://www.teacherspayteachers.com/Store/Muggy-Studio)

This packet contains Images used under license from Shutterstock.com

FONTS schoolfonts.com.au [teacherspayteachers.com/Store/Kimberly-Geswein-Fonts](https://www.teacherspayteachers.com/Store/Kimberly-Geswein-Fonts)
[teacherspayteachers.com/Store/Ramonam-Graphics](https://www.teacherspayteachers.com/Store/Ramonam-Graphics)

PRINTING TIP This resource has been designed for printing on A4-sized paper. If you are printing on a different size, select "shrink to printable area" or "print to fit page" (or a similar option) in order for the contents of this unit to print correctly.

Copyright ©2017 by Lavinia Pop - All rights reserved by author.

Purchase of this item entitles the purchaser the right to reproduce the pages for personal and classroom use. Duplication for other classes, an entire school or commercial purposes is strictly prohibited without written permission from the author. Minor editing is permitted only for personal use, however the document remains under copyright even when edited. Posting this item in whole or in part on the Internet in any form is strictly prohibited and is a violation of the Digital Millennium Copyright Act (DMCA).

Please be fair and don't share! If you are not the original purchaser of this file, please visit my store to purchase a copy. Kinder-Resources.com

let's connect!



Kinder-Resources.com



facebook.com/iKinderResources



instagram.com/laviniapop_kinder_resources



pinterest.com/laviniapop

Introduction

About this book

This book contains a collection of printable activities for use with children in Preschool, Pre-Kindergarten, Transitional Kindergarten and Kindergarten (Prep).

Directions for use

Following is an outline of the activities included in this unit and suggestions for preparation and use.

1. Rainbow fine motor practice mat

To prepare the mat for use, print and then laminate it for durability. You will need to supply children with pom-poms, gems, beads, beans or any other small objects that will fit inside the circles.

The aim of this activity is for children to place a small object in each of the circles.

2. Pot of gold and coins beginning sounds match (14 pages)

To prepare the activity for use, print and then laminate the pages for durability. Cut out all the pieces.

The aim of this activity is for children to match the lower case letter and beginning sound picture to the mailbox that displays the matching upper case letter.

3. St. Patrick's Day syllables

To prepare the cards for use, print, laminate them for durability and then cut them apart. Provide children with some small St. Patrick's Day-themed objects, such as bottle caps with shamrock stickers on top, shamrock buttons, clothes pegs with shamrocks glued on the end, etc.

The aim of this activity is for children to identify the number of syllables in each picture and represent their findings by covering the corresponding number on the card.

4. Rainbow colors word family activity (5 pages)

To prepare the cards for use, print, laminate them for durability and then cut them apart.

The aim of this activity is for children to match the pictures on the colored strips to the correct word family cloud.

5. Pre-primer sight words hat and shamrock matching (44 words)

To prepare the cards for use, print, laminate them for durability and then cut them apart.

The aim of this activity is for children to match the sight words on the shamrock to the correct hat.

6. Rainbow color match (8 pages)

To prepare the cards for use, print, laminate them for durability and then cut them apart. Glue the colored rainbow strips to the bottom of the cloud.

The aim of this activity is for children to sort the differently colored objects to the correct rainbow strip color.

7. Pot of gold and gold coins number match (1-10)

To prepare the cards for use, print, laminate them for durability and then cut them apart.

The aim of this activity is for children to match the different number representation on the coins to the matching pot of gold.

8. Pot of gold 2D shapes (3 pages)

To prepare the cards for use, print, laminate them for durability and then cut them apart.

The aim of this activity is for children to match the 2D shaped coins to the correct pot.

9. What is different? St. Patrick's Day cards

To prepare the cards for use, print, laminate them for durability and then cut them apart.

The aim of this activity is for children to clip a peg on the picture that is different.

10. St. Patrick's Day shadow matching

To prepare the activity for use, print and then laminate the pages for durability. Cut out all the pieces.

The aim of this activity is for children to match the different valentine cards to their matching shadow cards.

11. St. Patrick's Day patterns (AB)


To prepare the cards for use, print, laminate them for durability and then cut them apart. Attach the pictures cut out from the bottom of the page to the end of a clothes peg using a hot glue gun.

The aim of this activity is for children to identify the pattern on the cards and to clip the correct picture in the empty box to complete the pattern.

Happy Teaching :)



Fine Motor Practice








Lavinia Pop © 2017









shamrock



Lavinia Pop © 2017

rainbow



Lavinia Pop © 2017

hat



Lavinia Pop © 2017



an

word family

Lavinia Pop © 2017



ban

ran

et

word family

Lavinia Pop © 2017

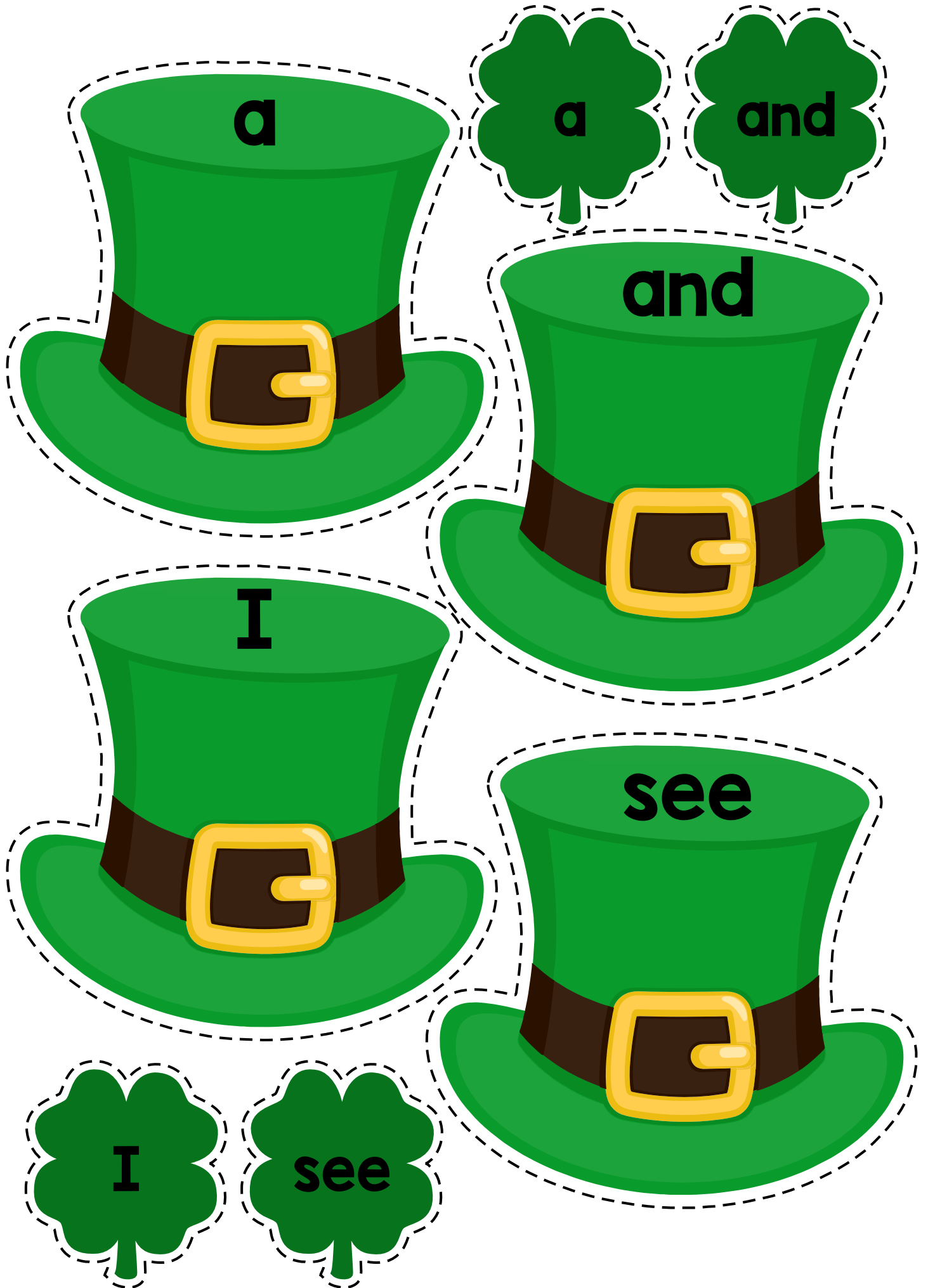


get

wet









can

can

me

me


the

you




the

you

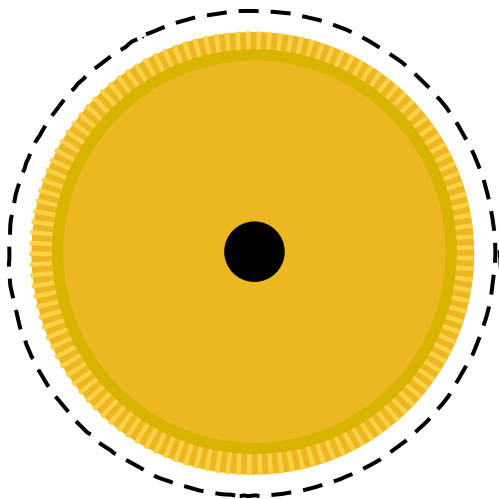




Lavinia Pop © 2017









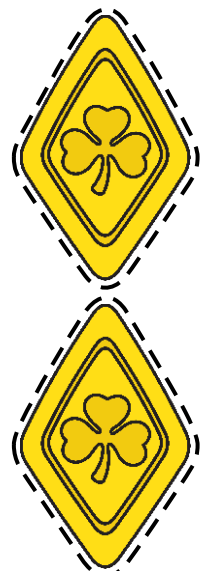





Lavinia Pop © 2017






















Lavinia Pop © 2017




Lavinia Pop © 2017



Lavinia Pop © 2017



Lavinia Pop © 2017



Lavinia Pop © 2017

