

Fairy Tales

PRESCHOOL

WORKSHEETS & ACTIVITIES

The image displays a collection of six preschool worksheets, each featuring a different activity related to fairy tales. On the left side, a cartoon illustration of a young boy with brown hair, wearing a blue shirt and brown shoes, is climbing a large green beanstalk. The worksheets are arranged in a slightly overlapping manner, showing various exercises such as counting, matching, identifying differences, rhyming, and letter recognition.

Name: _____

Count and Graph
Count how many of each item and complete the graph.

Name: _____

Which group has more?
Circle the group that has more.

Name: _____

Number Match 1
Cut and paste the numbers in the correct box.

Name: _____

What is Different?
Circle the picture that is different.

Name: _____

Rhyming Words
Color the picture that rhymes with the picture in the box.

Name: _____

Beginning Sounds 1
Color the circle with the correct beginning sound.

	W C S		l d t
	n p s		z q t
	m a w		f t r

Name: _____

Letters in My Name
Color the letters that make up your name.

My name is: _____

Thank you for downloading this product; I hope you will enjoy using it and that it will be a valuable resource for you! I value your feedback, so please don't hesitate to contact me if you have any concerns whatsoever as I will endeavour to address them. And if you like what I've done, please let me know by leaving feedback at my online store :)

Lavinia

lavinia@kinder-resources.com

ILLUSTRATIONS Kari Bolt, Little Red, Hidesy's Clipart, Dancing Crayon Designs, Whimsy Clips, PartyHead Graphics, Ramona Majdis, Zip-a-Dee-doo-dah-Designs, Bunny on a Cloud, Krista Wallden - Creative Clips, Creating4 the Classroom, Rainbow Sprinkle Studio - Sasha Mitten, First Class Clipart, Erin Colleen Design

teacherspayteachers.com/Store/Kari-Bolt teacherspayteachers.com/Store/Littered teacherspayteachers.com/Store/Hidesys-Clipart
dancingcrayon.com teacherspayteachers.com/Store/Whimsy-Clips teacherspayteachers.com/Store/Partyhead-Graphics
teacherspayteachers.com/Store/Ramona-Majdis teacherspayteachers.com/Store/Zip-a-dee-doo-dah-Designs
teacherspayteachers.com/Store/Bunny-On-A-Cloud teacherspayteachers.com/Store/Krista-Wallden-Creative-Clips
teacherspayteachers.com/Store/Creating4-The-Classroom teacherspayteachers.com/Store/Rainbow-Sprinkle-Studio-Sasha-Mitten
teacherspayteachers.com/Store/First-Class-Clipart teacherspayteachers.com/Store/Erin-Colleen-Design

This packet contains Images used under license from Shutterstock.com

FONTS schoolfonts.com.au teacherspayteachers.com/Store/Kimberly-Geswein-Fonts
teacherspayteachers.com/Store/Ramonam-Graphics

PRINTING TIP This resource has been designed for printing on A4-sized paper. If you are printing on a different size, select "shrink to printable area" or "print to fit page" (or a similar option) in order for the contents of this unit to print correctly.

Copyright © 2024 by Lavinia Pop - All rights reserved by author.

Purchase of this item entitles the purchaser the right to reproduce the pages for personal and classroom use. Duplication for other classes, an entire school or commercial purposes is strictly prohibited without written permission from the author. Minor editing is permitted only for personal use, however the document remains under copyright even when edited. Posting this item in whole or in part on the Internet in any form is strictly prohibited and is a violation of the Digital Millennium Copyright Act (DMCA).

Please be fair and don't share! If you are not the original purchaser of this file, please visit my store to purchase a copy. Kinder-Resources.com

let's connect!



Kinder-Resources.com



facebook.com/KinderResources



instagram.com/inmyworld_laviniapop



pinterest.com/laviniapop

Introduction

About this book

This book contains a collection of fairy tale themed worksheets for use with children in Preschool, Pre-Kindergarten, Transitional Kindergarten and Kindergarten (Prep/Foundation).

Following is an outline of the activities included in this unit and suggestions for use.

Snow White Apple Letters in My Name

Children will color the letters that make up their name.

Crown, Tower, Dragon Cut and Paste Fun (3 pages)

Children will cut out the different items and paste them together to make a picture.

Crown, Wand Pasting Fun

Materials needed: colored torn tissue paper

Children will paste torn tissue paper to fill in the picture.

Fairy Tale Characters Pre-Writing Practice (2 pages)

Children will trace inside the different paths from left to right.

Fairy Tale Characters Tracing Fun (5 pages)

Children will trace along the dashed lines and then color the picture.

Alphabet Tracing (9 pages)

Children will trace the upper and lower case letters and color the pictures.

Knight's Shield Letter Matching (4 pages)

Children will cut out the lower case shield halves and match them to the correct upper case shield halves.

Prince and Princess Alphabet Sequence Maze (2 pages)

Children will color the letters in order to get from the prince to the princess.

Three Billy Goats Gruff Numbers, Letters and Words

Children will color the picture using the code.

Fairy Tale Beginning Sounds (3 pages)

Children will say the name of the picture out loud and color the circle with the matching beginning sound.

Fairy Tale Syllables

Children will color the number that shows how many syllables are in each word.

Fairy Tale Rhyming Words

Children will color the picture in each row that rhymes with the picture in the box.

Fairy Tale CVC Words

Children will circle the word that matches the picture.

Fairy Tale Sight Words Color by Code (5 pages)

Children will color the circles of sight words using the code.

Cinderella Emergent Reader (color and B&W) with comprehension questions

Children will read the reader and answer the comprehension questions. Two options of the comprehension page are included: one with picture support and one without.

Fairy Tale What is Different?

Children will circle the picture that is different in each row.

Fairy Tale What Doesn't Belong?

Children will circle the picture that doesn't belong in each row.

Sorting Real and Make-Believe items

Children will cut out the items from the bottom of the page and paste them in the correct category.

Princess and the Frog Sequencing

Children will cut out the pictures from the side of the page and paste them in order to show the order of events.

Jack and the Beanstalk Read and Color

Children will color the picture following the instructions at the bottom the page.

Three Little Pigs Number Tracing (2 pages)

Children will trace the numbers and color the pictures.

Fairy Stars Counting

Children will count the stars and color the circle with the correct number.

Three Little Pigs Number Match (2 pages)

Children will cut out the numbers from the side of the page and paste them in the correct boxes.

Knight and Dragon Number Sense (5 pages)

Children will cut out the different number representations and paste them in the correct boxes.

Little Red Riding Hood Missing Numbers

Children will cut and paste the numbers in the empty boxes.

Fairy Tale Number Order (2 pages)

Children will cut out the puzzle strips from the bottom of the page and paste them in order to reveal the picture.

Fairy Tale Which Group Has More?

Children will circle the group that has more.

Fairy Tale Count and Graph

Children will count how many of each picture and complete the graph.

Cinderella's Shoe Shapes

Children will use the code to color the different sections.

Fairy Tale Height Order

Children will cut and paste the items from shortest to tallest.

Fairy Tale Weight Order

Children will cut and paste the items from lightest to heaviest.

Fairy Tale Matching Shadows

Children will cut and paste the pictures on to top of their matching shadows.

Fairy Tale Matching Halves

Children will cut and paste the missing halves to complete each picture.

Big Bad Wolf Prepositions


Children will color the word that shows the position of the wolf.

Fairy Tale Patterns (AB)

Children will cut out the pictures from the bottom of the page and paste them in the correct box to complete each pattern.



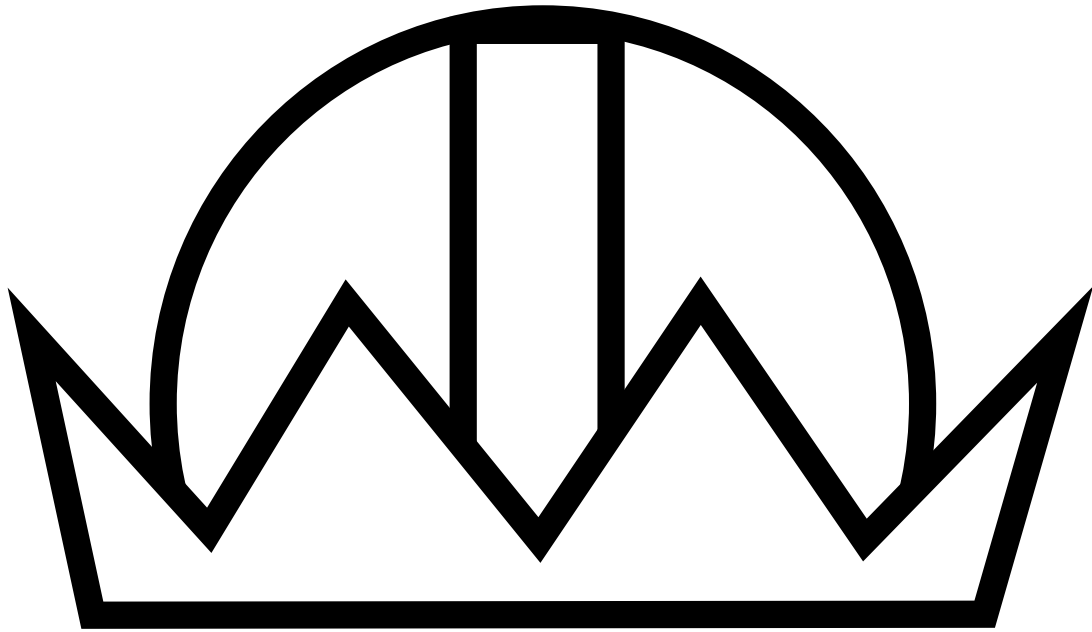
Happy Teaching :)

Name:



Cut and Paste Fun 1

Cut and paste the pieces to make a crown.

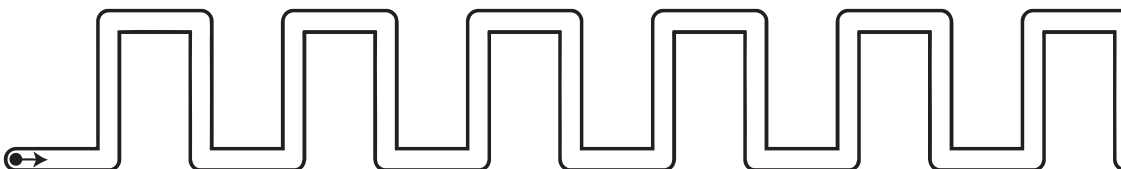


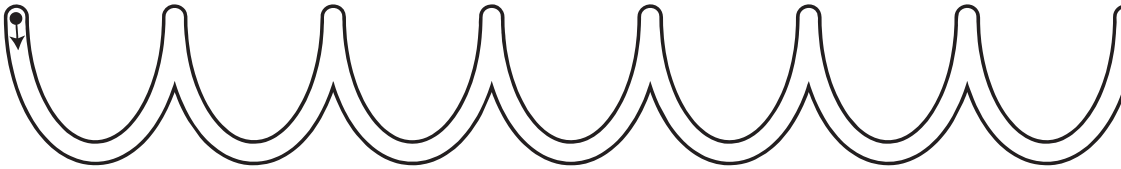




Name: _____



Pre-Writing Practice 1

Trace inside each path to get the characters to the fairy tale book.




Name:



Tracing Fun: Princess

Trace along the dotted lines. Color the picture.

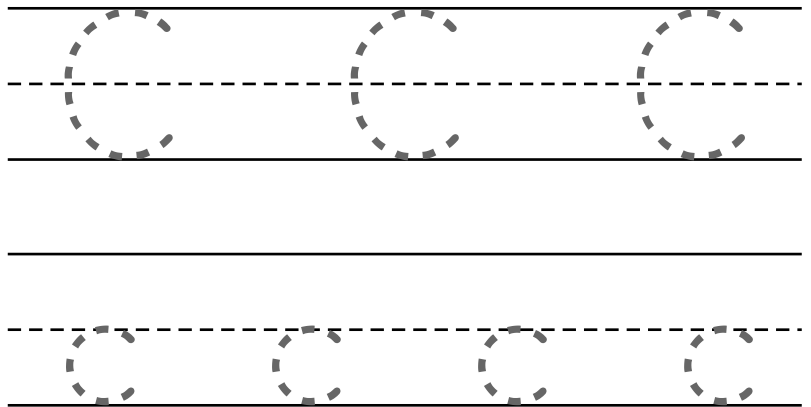

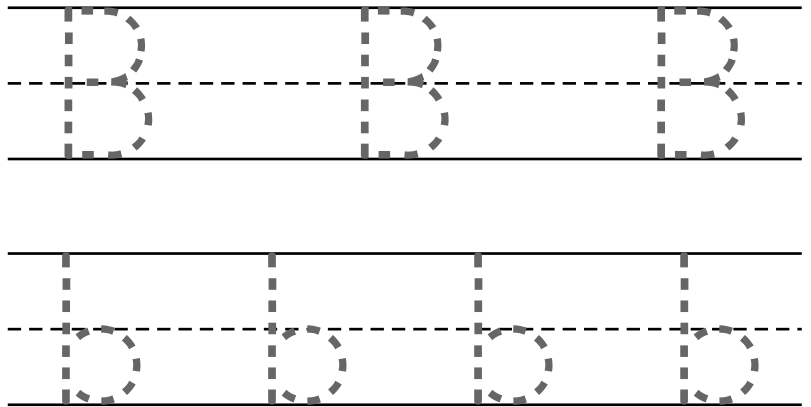

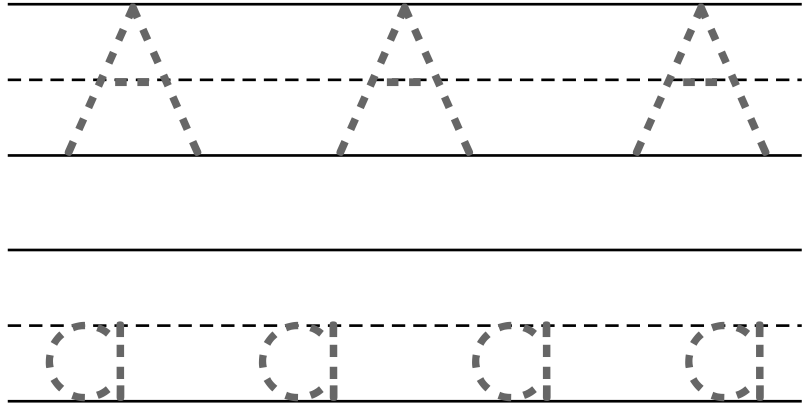



Name:



Alphabet Tracing 1

Color the pictures and trace the letters.










Name: _____



Matching Letters 1

Cut and paste the letters to make a match.




Name: _____




Beginning Sounds 1


Color the circle with the correct beginning sound.




- W
- C
- S



- L
- D
- T



- N
- P
- S



- Z
- Q
- T





- M
- A
- W



- F
- T
- R

Cinderella





Name

Lavinia Pop © 2024



Cinderella worked hard.

Cinderella



Name

Lavinia Pop © 2024



Cinderella worked hard.

Name:




Reading Comprehension

Answer the questions.

1. How did Cinderella get to the ball?

- A** she rode in a carriage
- B** she rode a bike



2. Who did Cinderella meet at the ball?

- A** a mouse
- B** the prince



3. What did Cinderella lose?

- A** a pumpkin
- B** the shoe



4. Did the shoe fit on Cinderella's foot?

- A** yes
- B** no

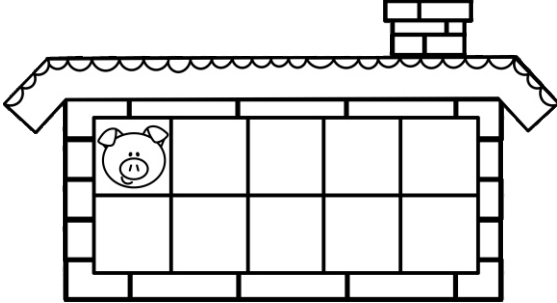
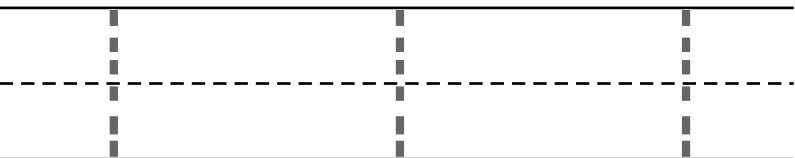
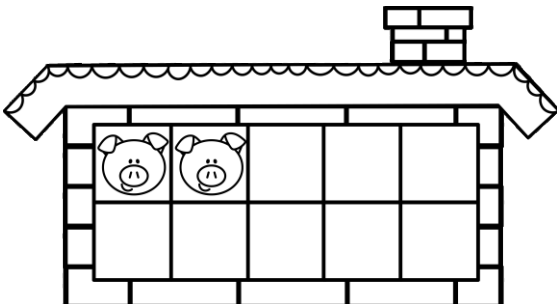
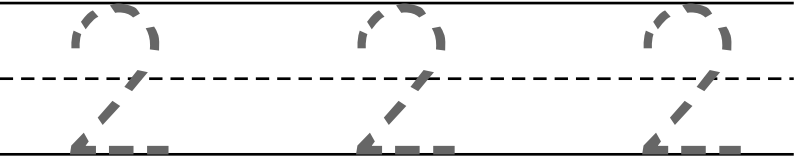

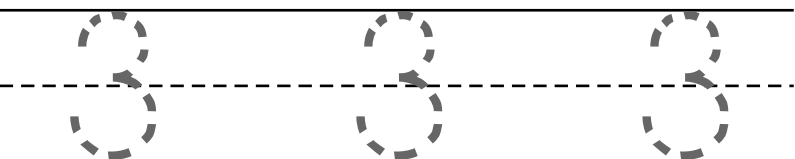
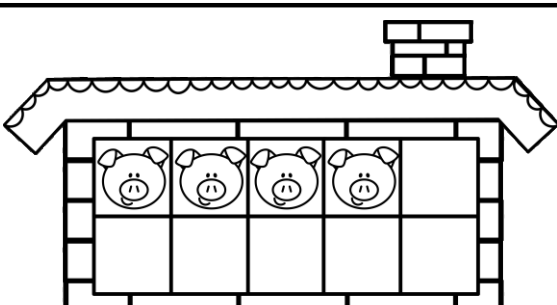
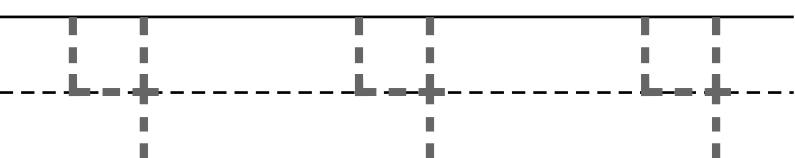
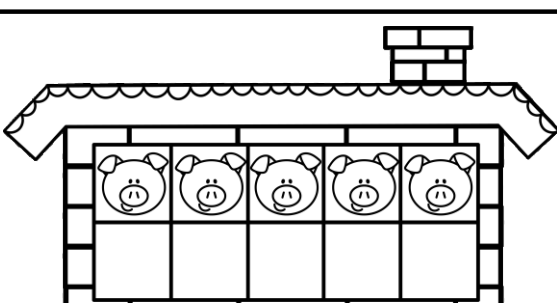
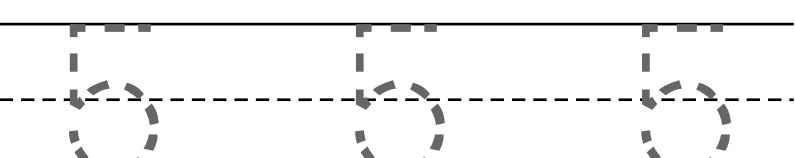


Name:



Number Tracing 1

Color the pictures and trace the numbers.


	
	
	
	
	




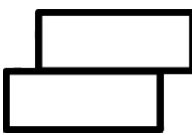

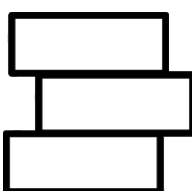

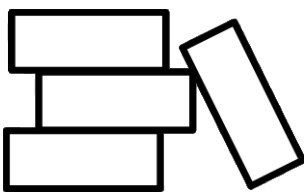

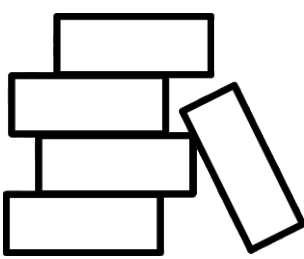
Name: _____








Number Match 1

Cut and paste the numbers in the correct box.





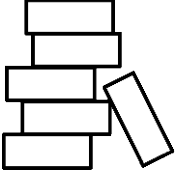












Name: _____







Number Match 2

Cut and paste the numbers in the correct box.






Name: _____



Number Sense 1





Cut and paste the different ways to show the numbers in the correct boxes.



--	--	--



--	--	--




Name:



Height Order

Cut and paste the items from shortest to tallest.

--	--	--	--	--



Name: _____



Prepositions

Color the word that shows the position of the wolf.

behind	under

between	on

over	in

behind	in front