



**Thank you** for downloading this product; I hope you will enjoy using it and that it will be a valuable resource for you! I value your feedback, so please don't hesitate to contact me if you have any concerns whatsoever as I will endeavour to address them. And if you like what I've done, please let me know by leaving feedback at my online store :)

Lavinia

[lavinia@kinder-resources.com](mailto:lavinia@kinder-resources.com)

**ILLUSTRATIONS** Kari Bolt, Little Red, Ciclips Studio, Dancing Crayon Designs, Whimsy Clips, PartyHead Graphics, Ramona Majdis, Zip-a-Dee-doo-dah-Designs, Bunny on a Cloud, Krista Wallden - Creative Clips, Creating4 the Classroom, Rainbow Sprinkle Studio - Sasha Mitten, First Class Clipart, Erin Colleen Design

[teacherspayteachers.com/Store/Kari-Bolt](https://www.teacherspayteachers.com/Store/Kari-Bolt)    [teacherspayteachers.com/Store/Littlered](https://www.teacherspayteachers.com/Store/Littlered)    [teacherspayteachers.com/Store/Ciclips-Studio](https://www.teacherspayteachers.com/Store/Ciclips-Studio)  
[dancingcrayon.com](https://www.dancingcrayon.com)    [teacherspayteachers.com/Store/Whimsy-Clips](https://www.teacherspayteachers.com/Store/Whimsy-Clips)    [teacherspayteachers.com/StorePartyhead-Graphics](https://www.teacherspayteachers.com/Store/Partyhead-Graphics)  
[teacherspayteachers.com/Store/Ramona-Majdis](https://www.teacherspayteachers.com/Store/Ramona-Majdis)    [teacherspayteachers.com/Store/Zip-a-dee-doo-dah-Designs](https://www.teacherspayteachers.com/Store/Zip-a-dee-doo-dah-Designs)  
[teacherspayteachers.com/Store/Bunny-On-A-Cloud](https://www.teacherspayteachers.com/Store/Bunny-On-A-Cloud)    [teacherspayteachers.com/Store/Krista-Wallden-Creative-Clips](https://www.teacherspayteachers.com/Store/Krista-Wallden-Creative-Clips)  
[teacherspayteachers.com/Store/Creating4-The-Classroom](https://www.teacherspayteachers.com/Store/Creating4-The-Classroom)    [teacherspayteachers.com/Store/Rainbow-Sprinkle-Studio-Sasha-Mitten](https://www.teacherspayteachers.com/Store/Rainbow-Sprinkle-Studio-Sasha-Mitten)  
[teacherspayteachers.com/Store/First-Class-Clipart](https://www.teacherspayteachers.com/Store/First-Class-Clipart)    [teacherspayteachers.com/Store/Erin-Colleen-Design](https://www.teacherspayteachers.com/Store/Erin-Colleen-Design)

This packet contains Images used under license from Shutterstock.com

**FONTS** [schoolfonts.com.au](https://www.schoolfonts.com.au)    [teacherspayteachers.com/Store/Kimberly-Geswein-Fonts](https://www.teacherspayteachers.com/Store/Kimberly-Geswein-Fonts)  
[teacherspayteachers.com/Store/Ramonam-Graphics](https://www.teacherspayteachers.com/Store/Ramonam-Graphics)

**PRINTING TIP** This resource has been designed for printing on Letter-sized paper. If you are printing on a different size, select "shrink to printable area" or "print to fit page" (or a similar option) in order for the contents of this unit to print correctly.

Copyright © 2017 by Lavinia Pop - All rights reserved by author.

Purchase of this item entitles the purchaser the right to reproduce the pages for personal and classroom use. Duplication for other classes, an entire school or commercial purposes is strictly prohibited without written permission from the author. Minor editing is permitted only for personal use, however the document remains under copyright even when edited. Posting this item in whole or in part on the Internet in any form is strictly prohibited and is a violation of the Digital Millennium Copyright Act (DMCA).

Please be fair and don't share! If you are not the original purchaser of this file, please visit my store to purchase a copy. [Kinder-Resources.com](https://www.Kinder-Resources.com)

let's connect!



[Kinder-Resources.com](https://www.Kinder-Resources.com)



[facebook.com/KinderResources](https://facebook.com/KinderResources)



[instagram.com/laviniapop\\_kinder\\_resources](https://instagram.com/laviniapop_kinder_resources)



[pinterest.com/laviniapop](https://pinterest.com/laviniapop)

# Introduction & Contents

## **About this book**

This book contains a collection of journal prompts for the month of April. The simple prompts are ideal for beginning and struggling writers in Kindergarten, Grade 1 and Grade 2.

*Cover page (page 5)*

*Draw and label (pages 6-8)*

- Girl looking up at a birdhouse
- Girl painting an Easter egg
- Recycling bin

*List writing (pages 9-11)*

- Things you can do on a rainy day
- My favorite baby animals
- Ways I can help take care of the Earth

*How to / procedural writing (pages 12-17)*

- How To Plant a Seed (with and without pictures)
- Life Cycle of a Butterfly (without pictures)
- How To Dye an Easter Egg (with and without pictures)

*Writing prompts with pictures (pages 18-27)*

- Some baby animals I see in the spring
- An insect has
- Chicks
- A plant needs
- My favorite Easter treat
- We will hide Easter eggs behind
- You can decorate Easter eggs with
- I can help take care of our Earth by
- You can recycle
- Some things you can put in the compost bin

*Opinion writing with pictured choices (pages 28-30)*

- Playing tricks on April Fool's Day is (fun or unkind) because...
- I like (chicks or bunnies) best because...
- I would rather plant a (tree or flower) because...

*Opinion writing II (pages 30-33)*

- My favorite insect is... because
- The best place to have an Easter egg hunt is... because
- The best thing about Earth Day is... because

*Narrative writing (pages 32-37)*

- Describing flowers (sentence writing)
- Write a sentence to match the picture (children holding recycling bins)
- Write a story to match the picture (children gardening)
- Write a story to match the picture (Easter egg hunt)

*Narrative writing II (pages 38-42)*

- If I were a butterfly just out of the chrysalis,
- If it rained jellybeans
- If I saw the Easter Bunny run by,
- If I were a bunny
- If I were a superhero helping to save the earth (boy and girl options)

*Acrostic poem (page 44)*

- April

*Letter writing to the Lorax (page 45)*

*Additional page with handwriting lines (pages 46)*

Happy Teaching :)

Name:

Date:

Label the picture using the words below.

bird


blossom

girl

grass

tree

birdhouse



Name:

Date:


# Ways I can help take care of the Earth

1. \_\_\_\_\_

2. \_\_\_\_\_

3. \_\_\_\_\_

4. \_\_\_\_\_



Name:

Date:

# HOW TO Plant a Seed

First,



Next,



Then,



Last,



Name:

Date:

# HOW TO Plant a Seed

First,

Handwriting practice lines for the word "First," including a dashed line for tracing and a solid line for independent writing.

Next,

Handwriting practice lines for the word "Next," including a dashed line for tracing and a solid line for independent writing.

Then,

Handwriting practice lines for the word "Then," including a dashed line for tracing and a solid line for independent writing.






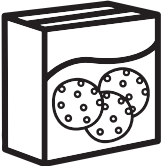
Last,

Handwriting practice lines for the word "Last," including a dashed line for tracing and a solid line for independent writing.



Name:

Date:

<b>plastic bottles</b> 	<b>tin cans</b> 
<b>aluminium cans</b> 	<b>paper</b> 
<b>glass jars</b> 	<b>boxes</b> 


You can recycle

Blank handwriting practice lines consisting of solid top and bottom lines with a dashed middle line.

Name:

Date:

Do you think playing tricks on April Fool's Day is fun or unkind?  
Color to show your answer and then finish the sentence.



fun

OR



unkind

Playing tricks on

April Fool's Day is

because

