


ST. PATRICK'S DAY LITERACY CENTERS

ch digraphs



chin



chess

1 Syllables



leprechaun

1
2
3




1 Beginning Blends




bl cl fl


1 Word Match




cap cape



luck



truck



duck



trap green luck gold



long vowel sound

r a e

a r e

Write the Room



shamrock

Write the Room



rainbow

Write the Room



pot of gold



short vowel sound

d a n

a n d

Thank you for downloading this product; I hope you will enjoy using it and that it will be a valuable resource for you! I value your feedback, so please don't hesitate to contact me if you have any concerns whatsoever as I will endeavour to address them. And if you like what I've done, please let me know by leaving feedback at my online store :)

Lavinia

lavinia@kinder-resources.com

ILLUSTRATIONS Kari Bolt, Erin Colleen Design, Little Red, Whimsy Clips, PartyHead Graphics, Ramona Majdis, Zip-a-Dee-doo-dah-Designs, Bunny on a Cloud, Krista Wallden - Creative Clips, Creating4 the Classroom, Rainbow Sprinkle Studio - Sasha Mitten, First Class Clipart, ClipArtisan, Muggy Studio

[teacherspayteachers.com/Store/Kari-Bolt](https://www.teacherspayteachers.com/Store/Kari-Bolt) [teacherspayteachers.com/Store/Erin-Colleen-Design](https://www.teacherspayteachers.com/Store/Erin-Colleen-Design)
[teacherspayteachers.com/Store/Littlered](https://www.teacherspayteachers.com/Store/Littlered) [teacherspayteachers.com/Store/Whimsy-Clips](https://www.teacherspayteachers.com/Store/Whimsy-Clips) [teacherspayteachers.com/Store/Partyhead-Graphics](https://www.teacherspayteachers.com/Store/Partyhead-Graphics)
[teacherspayteachers.com/Store/Ramona-Majdis](https://www.teacherspayteachers.com/Store/Ramona-Majdis) [teacherspayteachers.com/Store/Zip-a-dee-doo-dah-Designs](https://www.teacherspayteachers.com/Store/Zip-a-dee-doo-dah-Designs)
[teacherspayteachers.com/Store/Bunny-On-A-Cloud](https://www.teacherspayteachers.com/Store/Bunny-On-A-Cloud) [teacherspayteachers.com/Store/Krista-Wallden-Creative-Clips](https://www.teacherspayteachers.com/Store/Krista-Wallden-Creative-Clips)
[teacherspayteachers.com/Store/Creating4-The-Classroom](https://www.teacherspayteachers.com/Store/Creating4-The-Classroom) [teacherspayteachers.com/Store/Rainbow-Sprinkle-Studio-Sasha-Mitten](https://www.teacherspayteachers.com/Store/Rainbow-Sprinkle-Studio-Sasha-Mitten)
[teacherspayteachers.com/Store/First-Class-Clipart](https://www.teacherspayteachers.com/Store/First-Class-Clipart) [etsy.com/au/shop/ClipArtisan](https://www.etsy.com/au/shop/ClipArtisan) [teacherspayteachers.com/Store/Muggy-Studio](https://www.teacherspayteachers.com/Store/Muggy-Studio)

This packet contains Images used under license from Shutterstock.com

FONTS schoolfonts.com.au [teacherspayteachers.com/Store/Kimberly-Geswein-Fonts](https://www.teacherspayteachers.com/Store/Kimberly-Geswein-Fonts)
[teacherspayteachers.com/Store/Ramonam-Graphics](https://www.teacherspayteachers.com/Store/Ramonam-Graphics)

PRINTING TIP This resource has been designed for printing on A4-sized paper. If you are printing on a different size, select "shrink to printable area" or "print to fit page" (or a similar option) in order for the contents of this unit to print correctly.

Copyright ©2017 by Lavinia Pop - All rights reserved by author.

Purchase of this item entitles the purchaser the right to reproduce the pages for personal and classroom use. Duplication for other classes, an entire school or commercial purposes is strictly prohibited without written permission from the author. Minor editing is permitted only for personal use, however the document remains under copyright even when edited. Posting this item in whole or in part on the Internet in any form is strictly prohibited and is a violation of the Digital Millennium Copyright Act (DMCA).

Please be fair and don't share! If you are not the original purchaser of this file, please visit my store to purchase a copy. Kinder-Resources.com

let's connect!



Kinder-Resources.com



facebook.com/KinderResources



instagram.com/laviniapop_kinder_resources



pinterest.com/laviniapop

Introduction

About this book

This book contains a collection of games and activities intended for use in centers and small groups with children in Kindergarten (Prep).

Each activity includes a center label that can be printed and placed on the front of your storage device. Also included are “I can” center instructions to help children remember what to do. I have included a recording page at the end of each activity in order to have evidence of each child’s work.

Directions for use

1. St. Patrick’s Day clip the syllables

To prepare this activity for use, print the cards, laminate them and then cut them apart. Household pegs, or other small clipping items such as unused hair clips or paper clips, can be used for this activity. The aim is for children to identify the number of syllables in each word and clip the circle with the correct answer.

2. St. Patrick’s Day clip the beginning sound (beginning l and r blends)

Print, laminate and cut out the picture cards. The aim of this activity is for children to correctly identify the beginning sound of each picture and to clip a clothes peg to show their answer. Alternatively, children can use dry-erase markers to colour the correct beginning sound.

3. St. Patrick’s Day digraph sort (ch, sh, th, wh)

To prepare this activity, print, laminate and cut out all the pieces. The aim is for children to identify the beginning digraph for each of the pictures and sort them to the correct cloud.

4. Build the CVC word

To prepare the cards for use, print, laminate and then cut them apart. Children are required to build the CVC word to match the picture.

5. St. Patrick’s Day long and short vowel word sort

To prepare this activity, print, laminate and cut out all the pieces. The aim is for children to identify the type of vowel sound for each of the pictures and sort them to the correct hat.

6. Clip the correct word (CVC and CVCe words)

To prepare the cards for use, print, laminate and then cut them apart. Children are required to clip a peg on the word that matches the picture on the card.

7. St. Patrick's Day spin and rhyme

Print, laminate and cut out all the cards. You will need to supply children with a paper clip and a pencil to make a spinner. Children begin by laying out in a row the green header cards. They spin the paper clip and pencil spinner on the spinning card and read the word where it stops. Children then find a matching rhyming picture and place it under the green card it rhymes with. This continues until all the cards have been used up.

8. Unscramble the sight word (Pre-Primer and Primer words)

To prepare this activity for use, print and cut out all the cards. The aim of this activity is for children to select a card, collect the letters shown and arrange them to build a sight word.

9. St. Patrick's Day write the room

To prepare this activity, print, laminate and cut out all the vocabulary cards. Place the cards randomly around the room. Provide your children with a clip board with the recording page/s. The aim is for children to find the picture cards and write the word next to the matching picture on their recording page.

Happy Teaching :)


1 Syllables



leprechaun

1
2
3


2 Syllables



hat

1
2
3


3 Syllables



rainbow

1
2
3

4 Syllables



trap

1
2
3



CLIP THE SYLLABLES

I can

- 1 Say the name of the picture on my card.
- 2 Clap and count the syllables.
- 3 Clip a peg on a number to show how many syllables.
- 4 Record my work.



1 Syllables

leprechaun

1
2
3

Name: _____

CLIP THE SYLLABLES RECORDING PAGE

Select number of syllables for each card.

1	1	2	3	11	1	2	3
2	1	2	3	12	1	2	3
3	1	2	3	13	1	2	3
4	1	2	3	14	1	2	3
5	1	2	3	15	1	2	3
6	1	2	3	16	1	2	3
7	1	2	3	17	1	2	3
8	1	2	3	18	1	2	3
9	1	2	3	19	1	2	3
10	1	2	3	20	1	2	3

Lavinia Pop © 2018

ST. PATRICK'S DAY

Clip the Syllables

1 Syllables

leprechaun

1
2
3

Name: _____

CLIP THE SYLLABLES RECORDING PAGE

Select number of syllables for each card.

1	1	2	3	11	1	2	3
2	1	2	3	12	1	2	3
3	1	2	3	13	1	2	3
4	1	2	3	14	1	2	3
5	1	2	3	15	1	2	3
6	1	2	3	16	1	2	3
7	1	2	3	17	1	2	3
8	1	2	3	18	1	2	3
9	1	2	3	19	1	2	3
10	1	2	3	20	1	2	3

Lavinia Pop © 2018

1

Syllables



leprechaun

1

2

3

2

Syllables



hat

1

2

3

3

Syllables



rainbow


1

2

3

4

Syllables



trap

1

2


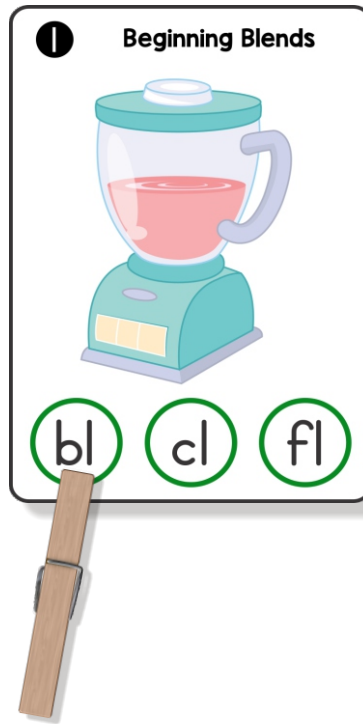
3



clip the beginning blend

I can


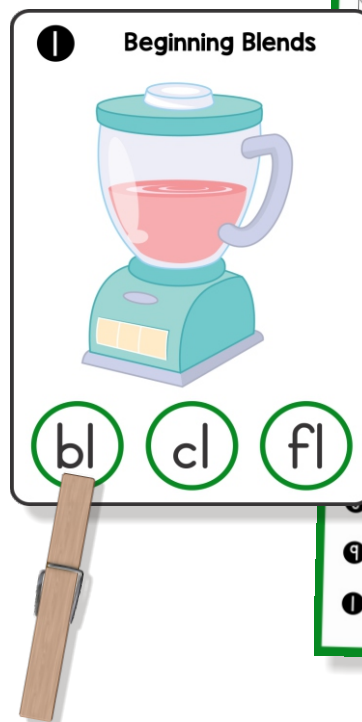
- 1 Select a card.
- 2 Say the name of the picture on the card.
- 3 Listen to the sound at the beginning of the word.
- 4 Clip a peg on the blend that says the sound.
- 5 Record my work.



Lavinia Pop © 2018

ST. PATRICK'S DAY

Clip the beginning blend



Lavinia Pop © 2018

1

Beginning Blends



bl cl fl

2

Beginning Blends



bl cl fl

3


Beginning Blends



br cr fr

4

Beginning Blends



br cr fr

ch
digraphs



sh
digraphs



 Kinder-Resources.com

th
digraphs



wh
digraphs




 Kinder-Resources.com

Digraph sort

I can

- 1 Say the names of the pictures on the rainbow strips.
- 2 Listen for the digraph sound at the beginning of the word.
- 3 Sort each picture to the correct cloud.
- 4 Record my work.



Name: _____

By Lavinia Pop © 2018

Digraph sort RECORDING PAGE

Write or draw a picture of the words you sorted.


ch	th	sh	wh

Lavinia Pop © 2018

ST. PATRICK'S DAY



Digraph Sort



Name: _____

By Lavinia Pop © 2018

Digraph sort RECORDING PAGE

Write or draw a picture of the words you sorted.

ch	th	sh	wh

Lavinia Pop © 2018

ch

digraphs

Lavinia Pop © 2018



chess

chin

sh

digraphs

Lavinia Pop © 2018



shop

ship



Build the CVC word

I can

- 1 Sound out the name of the picture slowly.
- 2 Collect the letters I need to make the word.
- 3 Arrange the letters so that they make a word.
- 4 Record my work.



Name: _____

Build the CVC word RECORDING PAGE

Write the word for each card.

1	_____	11	_____
2	_____	12	_____
3	_____	13	_____
4	_____	14	_____
5	_____	15	_____
6	_____	16	_____
7	_____	17	_____
8	_____	18	_____
9	_____	19	_____
10	_____	20	_____

Lavinia Pop © 2018

ST. PATRICK'S DAY

Build the CVC word





Name: _____

Build the CVC word RECORDING PAGE

Write the word for each card.

1	_____	11	_____
2	_____	12	_____
3	_____	13	_____
4	_____	14	_____
5	_____	15	_____
6	_____	16	_____
7	_____	17	_____
8	_____	18	_____
9	_____	19	_____
10	_____	20	_____

Lavinia Pop © 2018



short vowel sound

long vowel sound

fence school bus snail orange girl in pink dress mailbox girl with basket bank king deer tie

 Kinder-Resources.com

short and long vowel sort

I can

- 1 Say the names of the pictures on the shamrocks.
- 2 Listen for the vowel sound and determine whether it is long or short.
- 3 Sort each picture to the correct hat.
- 4 Record my work.



Name: _____

By Lavinia Pop © 2018

short and long vowel sort RECORDING PAGE

Write or draw a picture of some of the words you sorted.

short vowel sound		long vowel sound	

Lavinia Pop © 2018

ST. PATRICK'S DAY

Short & Long Vowel Sort



Name: _____

By Lavinia Pop © 2018

short and long vowel sort RECORDING PAGE

Write or draw a picture of some of the words you sorted.

short vowel sound		long vowel sound	

Lavinia Pop © 2018






snail



rain



plane




flame



bus



crust



plug



skunk

Name:



By Lavinia Pop © 2018

short and long vowel sort **RECORDING PAGE**

Write or draw a picture of some of the words you sorted.

short vowel sound

long vowel sound



1 Word Match



cap cape

2 Word Match



cut cute

3 Word Match



mad made

4 Word Match



kit kite

 K Kinder-Resources.com

clip the correct word

I can

- 1 Look at the picture on my card.
- 2 Read the two words on the card.
- 3 Determine which word matches the picture and clip a peg on it.
- 4 Record my work.



Name: _____

By Lavinia Pop © 2018


clip the correct word RECORDING PAGE

Write the word for each card.

1	_____	11	_____
2	_____	12	_____
3	_____	13	_____
4	_____	14	_____
5	_____	15	_____
6	_____	16	_____
7	_____	17	_____
8	_____	18	_____
9	_____	19	_____
10	_____	20	_____

ST. PATRICK'S DAY

Clip the correct word



Name: _____

By Lavinia Pop © 2018

clip the correct word RECORDING PAGE

Write the word for each card.

1	_____	11	_____
2	_____	12	_____
3	_____	13	_____
4	_____	14	_____
5	_____	15	_____
6	_____	16	_____
7	_____	17	_____
8	_____	18	_____
9	_____	19	_____
10	_____	20	_____

1

Word Match



cap

cape

2

Word Match



cut

cute

3

Word Match




mad

made

4

Word Match



kit



kite



SPIN AND RHYME

I can

- 1 Put the green cards in a row in front of me.
- 2 Make a spinner with a pencil and paper clip and put it in the middle of the spinning card.
- 3 Spin the spinner and read the word where it stops.
- 4 Find a word that rhymes with it and place it under the matching green card.
- 5 Record my work.

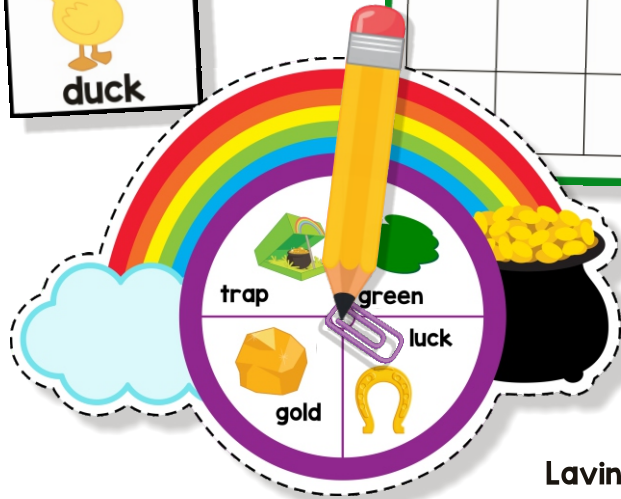


Name: _____

SPIN AND RHYME RECORDING PAGE

Write rhyming words for the pictures below.


luck	trap	gold	green



Lavinia Pop © 2018

ST. PATRICK'S DAY

Spin and Rhyme



Name: _____

SPIN AND RHYME RECORDING PAGE

Write rhyming words for the pictures below.

luck	trap	gold	green



Lavinia Pop © 2018



unscramble the sight word

I can


- 1 Select a card and collect the letters shown.
- 2 Arrange the letters to build a sight word.
- 3 Record my work.






Lavinia Pop © 2018

ST. PATRICK'S DAY

Unscramble the Sight Word



Lavinia Pop © 2018







Write the Room

I can

- 1 Read the word on the card.
- 2 Find the matching picture on my recording page and write it on the writing line.



Write the Room



rainbow

Write the Room



shamrock

Write the Room




pot of gold

Name: _____

By Lavinia Pop © 2018

Write the Room RECORDING PAGE

Write the word for each of the pictures below.

- 
- 
- 
- 
- 
- 
- 
- 

Lavinia Pop © 2018

ST. PATRICK'S DAY

Write the Room

Write the Room



rainbow

Write the Room



shamrock

Write the Room



pot of gold

Name: _____

By Lavinia Pop © 2018

Write the Room RECORDING PAGE

Write the word for each of the pictures below.

- 
- 
- 
- 
- 
- 
- 
- 


Lavinia Pop © 2018

Write the Room



March

Write the Room



pot of gold

Write the Room



rainbow

Write the Room



shamrock