


# EASTER baskets



**Thank you** for downloading this product; I hope you will enjoy using it and that it will be a valuable resource for you! I value your feedback, so please don't hesitate to contact me if you have any concerns whatsoever as I will endeavour to address them. And if you like what I've done, please let me know by leaving feedback at my online store :)

Lavinia

[lavinia@kinder-resources.com](mailto:lavinia@kinder-resources.com)

**ILLUSTRATIONS** Kari Bolt, Erin Colleen Design, Little Red, Whimsy Clips, PartyHead Graphics, Ramona Majdis, Zip-a-Dee-doo-dah-Designs, Bunny on a Cloud, Krista Wallden - Creative Clips, Creating4 the Classroom, Rainbow Sprinkle Studio - Sasha Mitten, First Class Clipart, ClipArtisan, Muggy Studio

[teacherspayteachers.com/Store/Kari-Bolt](https://www.teacherspayteachers.com/Store/Kari-Bolt)    [teacherspayteachers.com/Store/Erin-Colleen-Design](https://www.teacherspayteachers.com/Store/Erin-Colleen-Design)  
[teacherspayteachers.com/Store/Littlered](https://www.teacherspayteachers.com/Store/Littlered)    [teacherspayteachers.com/Store/Whimsy-Clips](https://www.teacherspayteachers.com/Store/Whimsy-Clips)    [teacherspayteachers.com/Store/Partyhead-Graphics](https://www.teacherspayteachers.com/Store/Partyhead-Graphics)  
[teacherspayteachers.com/Store/Ramona-Majdis](https://www.teacherspayteachers.com/Store/Ramona-Majdis)    [teacherspayteachers.com/Store/Zip-a-dee-doo-dah-Designs](https://www.teacherspayteachers.com/Store/Zip-a-dee-doo-dah-Designs)  
[teacherspayteachers.com/Store/Bunny-On-A-Cloud](https://www.teacherspayteachers.com/Store/Bunny-On-A-Cloud)    [teacherspayteachers.com/Store/Krista-Wallden-Creative-Clips](https://www.teacherspayteachers.com/Store/Krista-Wallden-Creative-Clips)  
[teacherspayteachers.com/Store/Creating4-The-Classroom](https://www.teacherspayteachers.com/Store/Creating4-The-Classroom)    [teacherspayteachers.com/Store/Rainbow-Sprinkle-Studio-Sasha-Mitten](https://www.teacherspayteachers.com/Store/Rainbow-Sprinkle-Studio-Sasha-Mitten)  
[teacherspayteachers.com/Store/First-Class-Clipart](https://www.teacherspayteachers.com/Store/First-Class-Clipart)    [etsy.com/au/shop/ClipArtisan](https://www.etsy.com/au/shop/ClipArtisan)    [teacherspayteachers.com/Store/Muggy-Studio](https://www.teacherspayteachers.com/Store/Muggy-Studio)

This packet contains Images used under license from Shutterstock.com

**FONTS** [schoolfonts.com.au](https://www.schoolfonts.com.au)    [teacherspayteachers.com/Store/Kimberly-Geswein-Fonts](https://www.teacherspayteachers.com/Store/Kimberly-Geswein-Fonts)  
[teacherspayteachers.com/Store/Ramonam-Graphics](https://www.teacherspayteachers.com/Store/Ramonam-Graphics)

**PRINTING TIP** This resource has been designed for printing on A4-sized paper. If you are printing on a different size, select "shrink to printable area" or "print to fit page" (or a similar option) in order for the contents of this unit to print correctly.

Copyright © 2024 by Lavinia Pop - All rights reserved by author.

Purchase of this item entitles the purchaser the right to reproduce the pages for personal and classroom use. Duplication for other classes, an entire school or commercial purposes is strictly prohibited without written permission from the author. Minor editing is permitted only for personal use, however the document remains under copyright even when edited. Posting this item in whole or in part on the Internet in any form is strictly prohibited and is a violation of the Digital Millennium Copyright Act (DMCA).

Please be fair and don't share! If you are not the original purchaser of this file, please visit my store to purchase a copy. [Kinder-Resources.com](https://www.Kinder-Resources.com)

let's connect!



[Kinder-Resources.com](https://www.Kinder-Resources.com)



[facebook.com/KinderResources](https://facebook.com/KinderResources)



[instagram.com/laviniapop\\_kinder\\_resources](https://instagram.com/laviniapop_kinder_resources)



[pinterest.com/laviniapop](https://pinterest.com/laviniapop)





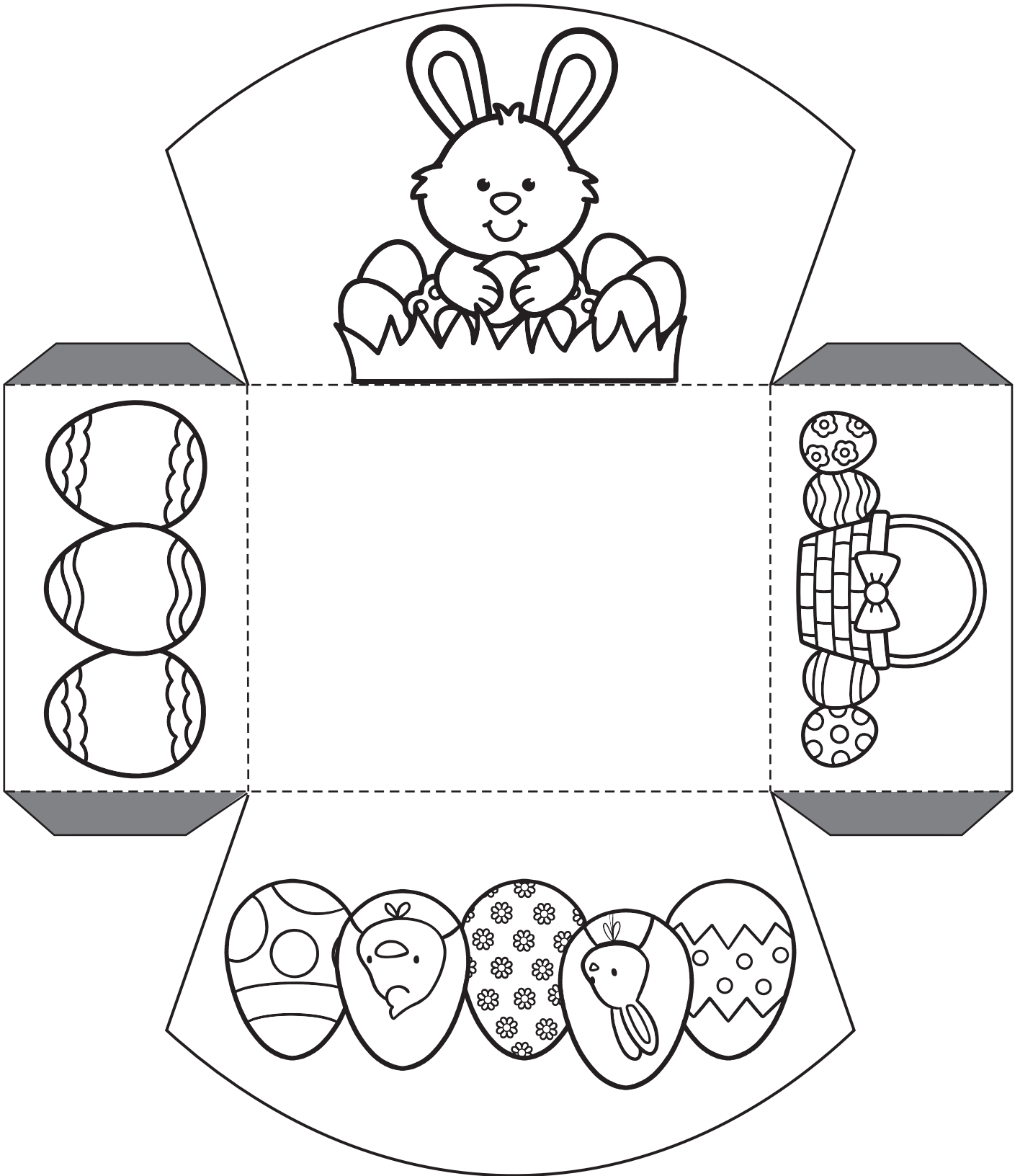
Color the basket and handle.



Cut out the basket and handle.



Add glue along the gray tabs and fold along the dashed lines to make the basket.  
Add glue to the handle and attach to the basket.



Happy Easter




Color the basket and handle.



Cut out the basket and handle.



Add glue along the gray tabs and fold along the dashed lines to make the basket. Add glue to the handle and attach to the basket.



# Happy Easter