




# Easter Day PRESCHOOL

## CENTERS



**Thank you** for downloading this product; I hope you will enjoy using it and that it will be a valuable resource for you! I value your feedback, so please don't hesitate to contact me if you have any concerns whatsoever as I will endeavour to address them. And if you like what I've done, please let me know by leaving feedback at my online store :)

Lavinia

[lavinia@kinder-resources.com](mailto:lavinia@kinder-resources.com)

**ILLUSTRATIONS** Kari Bolt, Erin Colleen Design, Little Red, Whimsy Clips, PartyHead Graphics, Ramona Majdis, Zip-a-Dee-doo-dah-Designs, Bunny on a Cloud, Krista Wallden - Creative Clips, Creating4 the Classroom, Rainbow Sprinkle Studio - Sasha Mitten, First Class Clipart, ClipArtisan, Muggy Studio

[teacherspayteachers.com/Store/Kari-Bolt](https://www.teacherspayteachers.com/Store/Kari-Bolt)    [teacherspayteachers.com/Store/Erin-Colleen-Design](https://www.teacherspayteachers.com/Store/Erin-Colleen-Design)  
[teacherspayteachers.com/Store/Littlered](https://www.teacherspayteachers.com/Store/Littlered)    [teacherspayteachers.com/Store/Whimsy-Clips](https://www.teacherspayteachers.com/Store/Whimsy-Clips)    [teacherspayteachers.com/StorePartyhead-Graphics](https://www.teacherspayteachers.com/Store/Partyhead-Graphics)  
[teacherspayteachers.com/Store/Ramona-Majdis](https://www.teacherspayteachers.com/Store/Ramona-Majdis)    [teacherspayteachers.com/Store/Zip-a-dee-doo-dah-Designs](https://www.teacherspayteachers.com/Store/Zip-a-dee-doo-dah-Designs)  
[teacherspayteachers.com/Store/Bunny-On-A-Cloud](https://www.teacherspayteachers.com/Store/Bunny-On-A-Cloud)    [teacherspayteachers.com/Store/Krista-Wallden-Creative-Clips](https://www.teacherspayteachers.com/Store/Krista-Wallden-Creative-Clips)  
[teacherspayteachers.com/Store/Creating4-The-Classroom](https://www.teacherspayteachers.com/Store/Creating4-The-Classroom)    [teacherspayteachers.com/Store/Rainbow-Sprinkle-Studio-Sasha-Mitten](https://www.teacherspayteachers.com/Store/Rainbow-Sprinkle-Studio-Sasha-Mitten)  
[teacherspayteachers.com/Store/First-Class-Clipart](https://www.teacherspayteachers.com/Store/First-Class-Clipart)    [etsy.com/au/shop/ClipArtisan](https://www.etsy.com/au/shop/ClipArtisan)    [teacherspayteachers.com/Store/Muggy-Studio](https://www.teacherspayteachers.com/Store/Muggy-Studio)

This packet contains Images used under license from Shutterstock.com

**FONTS** [schoolfonts.com.au](https://www.schoolfonts.com.au)    [teacherspayteachers.com/Store/Kimberly-Geswein-Fonts](https://www.teacherspayteachers.com/Store/Kimberly-Geswein-Fonts)  
[teacherspayteachers.com/Store/Ramonam-Graphics](https://www.teacherspayteachers.com/Store/Ramonam-Graphics)

**PRINTING TIP** This resource has been designed for printing on A4-sized paper. If you are printing on a different size, select "shrink to printable area" or "print to fit page" (or a similar option) in order for the contents of this unit to print correctly.

Copyright ©2017 by Lavinia Pop - All rights reserved by author.

Purchase of this item entitles the purchaser the right to reproduce the pages for personal and classroom use. Duplication for other classes, an entire school or commercial purposes is strictly prohibited without written permission from the author. Minor editing is permitted only for personal use, however the document remains under copyright even when edited. Posting this item in whole or in part on the Internet in any form is strictly prohibited and is a violation of the Digital Millennium Copyright Act (DMCA).

Please be fair and don't share! If you are not the original purchaser of this file, please visit my store to purchase a copy. [Kinder-Resources.com](https://www.Kinder-Resources.com)

let's connect!



[Kinder-Resources.com](https://www.Kinder-Resources.com)



[facebook.com/KinderResources](https://facebook.com/KinderResources)



[instagram.com/laviniapop\\_kinder\\_resources](https://instagram.com/laviniapop_kinder_resources)



[pinterest.com/laviniapop](https://pinterest.com/laviniapop)

# Introduction

## **About this book**

This book contains a collection of printable activities for use with children in Preschool, Pre-Kindergarten, Transitional Kindergarten and Kindergarten (Prep).

## **Directions for use**

Following is an outline of the activities included in this unit and suggestions for preparation and use.

### **1. Easter egg fine motor practice mat**

To prepare the mat for use, print and then laminate it for durability. You will need to supply children with pom-poms, gems, beads, beans, sequins or any other small objects that will fit inside the circles.

The aim of this activity is for children to place a small object in each of the circles.

### **2. Bunny peeps beginning sounds match (7 pages)**

To prepare the activity for use, print and then laminate the pages for durability. Cut out all the pieces.

The aim of this activity is for children to match the pictures to the correct upper and lower case letters.

### **3. Easter egg CVC words (5 pages)**

To prepare the activity for use, print and then laminate the pages for durability. Cut out all the pieces.

The aim of this activity is for children to match the pictures to the correct CVC word.

### **4. Chick peeps rhyming match (3 pages)**

To prepare the activity for use, print and then laminate the pages for durability. Cut out all the pieces.

The aim of this activity is for children to match the peeps with the rhyming pictures.

### **5. Pre-primer sight words Easter egg sorting (44 words)**

To prepare the cards for use, print, laminate them for durability and then cut them apart.

The aim of this activity is for children to sort the Easter egg sight words to the correct basket.

## **6. Jellybean color sort (8 pages)**

To prepare the activity for use, print all the pages, laminate them for durability and then cut out all the pieces.

The aim of this activity is for children to sort the differently colored jellybeans to the correct jar.

## **7. Easter egg size sorting (6 pages)**

To prepare the cards for use, print, laminate them for durability and then cut them apart.

The aim of this activity is for children to sort the differently sized Easter egg to the correct basket.

## **8. Easter egg number sorting: 1-20 (10 pages)**

To prepare the cards for use, print, laminate them for durability and then cut them apart.

The aim of this activity is for children to sort the different number representations to the correct basket.

## **9. Easter egg 2D shape sorting (3 pages)**

To prepare the cards for use, print, laminate them for durability and then cut them apart.

The aim of this activity is for children to match the 2D shapes to the correct basket.

## **10. Jellybean counting (7 pages)**

To prepare the activity for use, print all the pages, laminate them for durability and then cut out all the pieces.

The aim of this activity is for children to count out the number of jellybeans shown on each jar.

## **11. Easter jellybean patterns (AB, ABC, ABB)**

To prepare the cards for use, print, laminate them for durability and then cut them apart. Attach the pictures cut out from the bottom of the page to the end of a clothes peg using a hot glue gun.




The aim of this activity is for children to identify the pattern on the cards and to clip the correct picture in the empty box to complete the pattern.

Happy Teaching :)











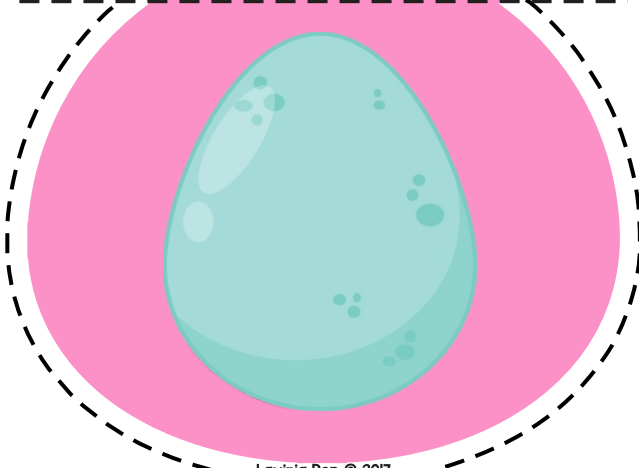


Lavinia Pop © 2017

Lavinia Pop © 2017



Lavinia Pop © 2017

Lavinia Pop © 2017



Lavinia Pop © 2017

Lavinia Pop © 2017




Lavinia Pop © 2017

Lavinia Pop © 2017





**bag**




**man**




**map**



**fan**



**cat**



**jam**



**rat**



**hat**





**van**



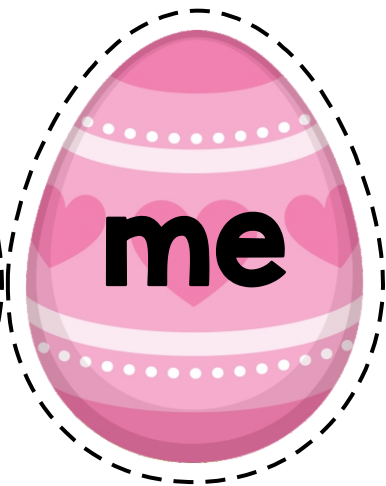


Kinder-Resources.com




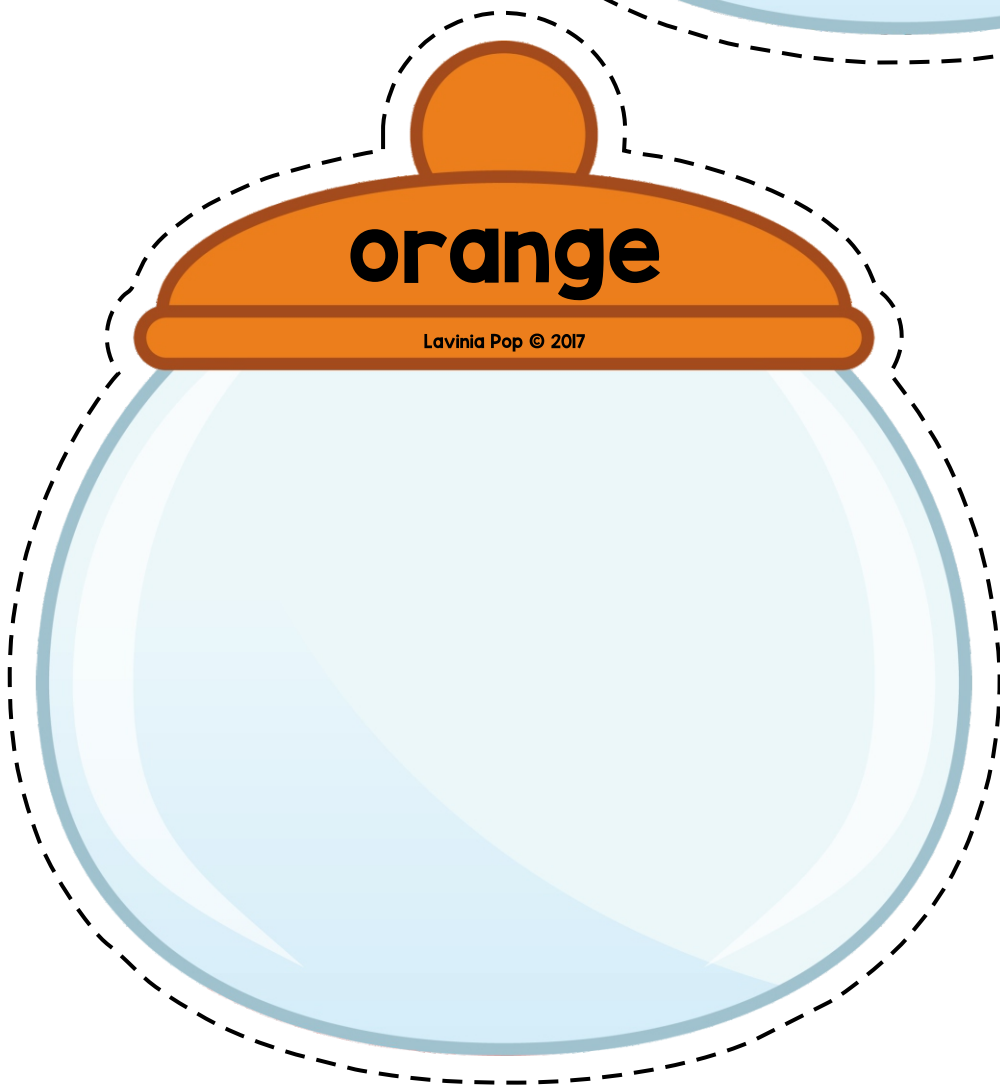
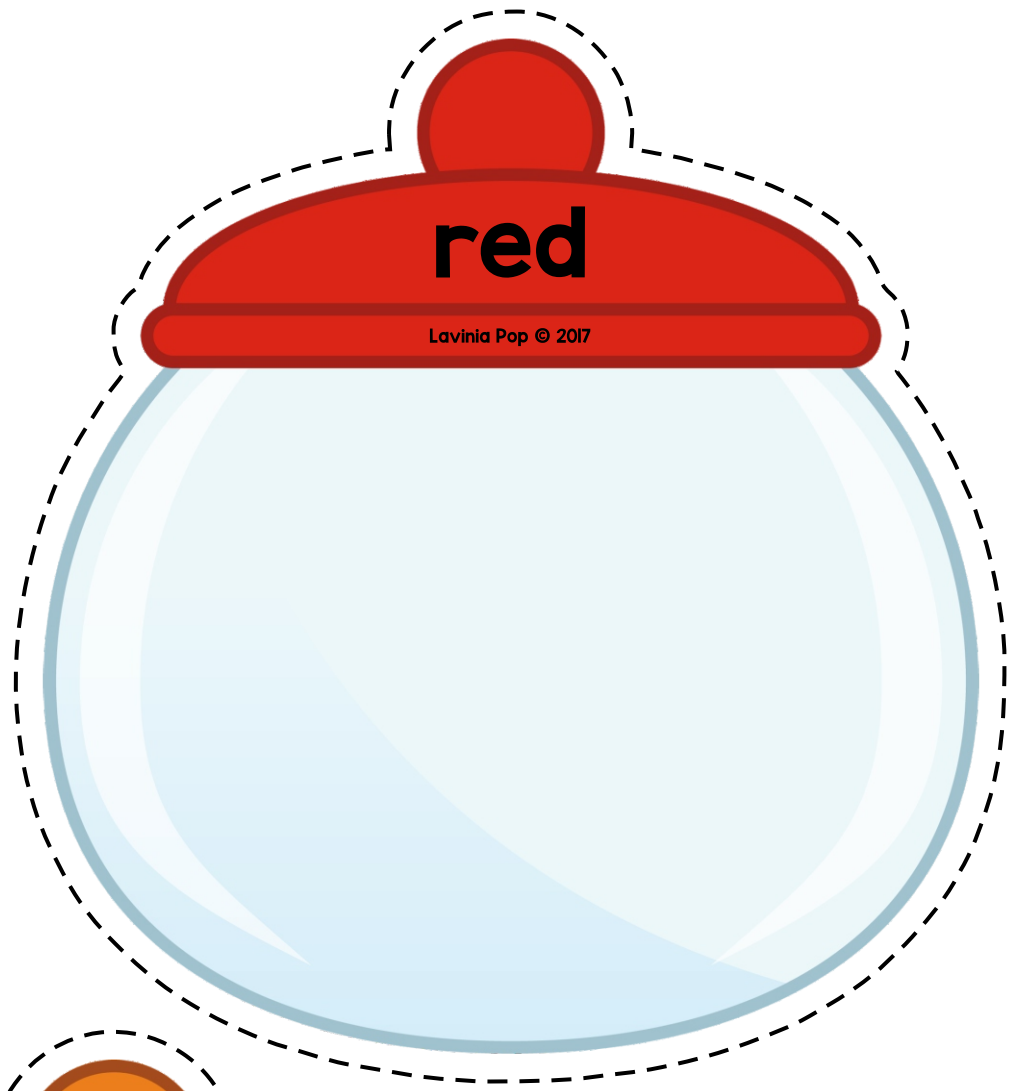
















**yellow**

Lavinia Pop © 2017

**green**

Lavinia Pop © 2017












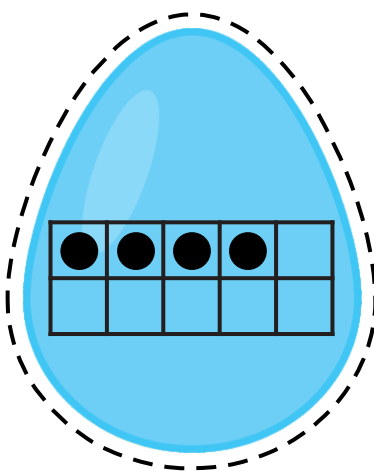


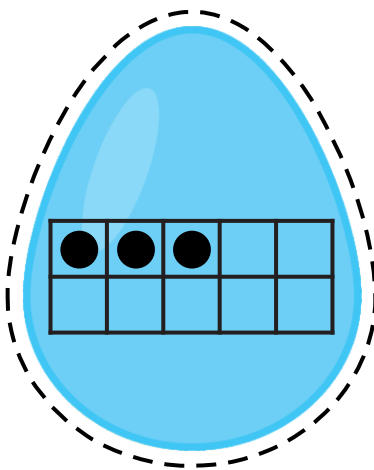


small

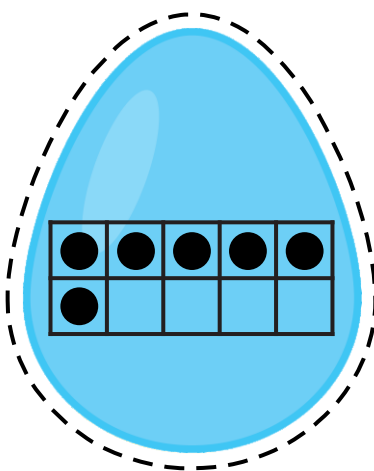

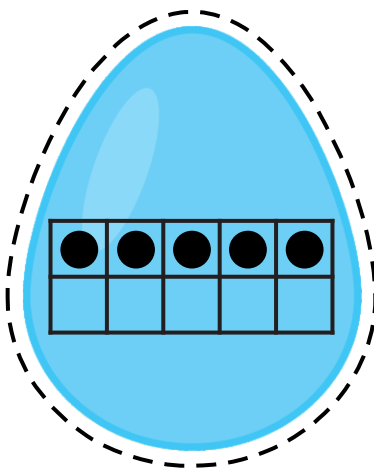
















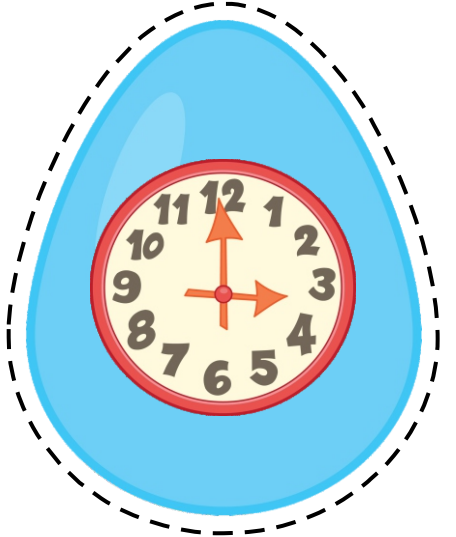


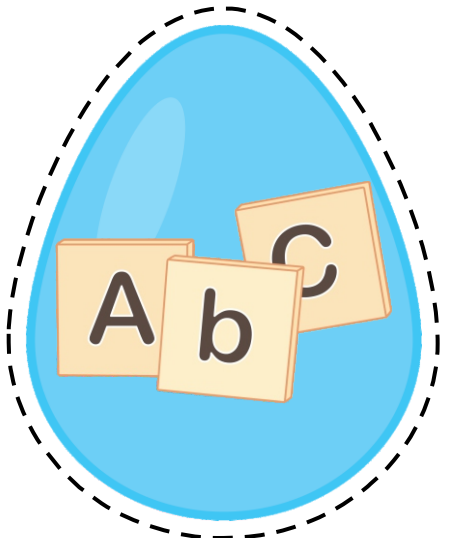
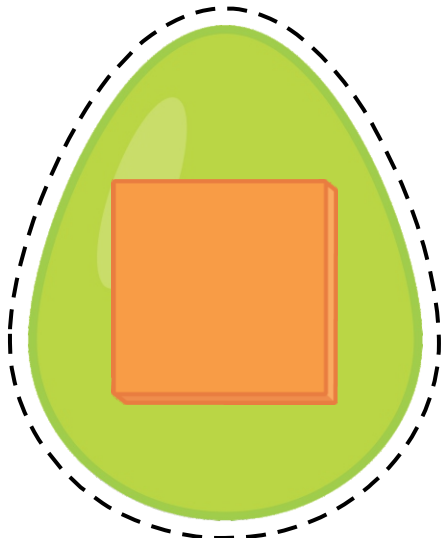





Lavinia Pop © 2017

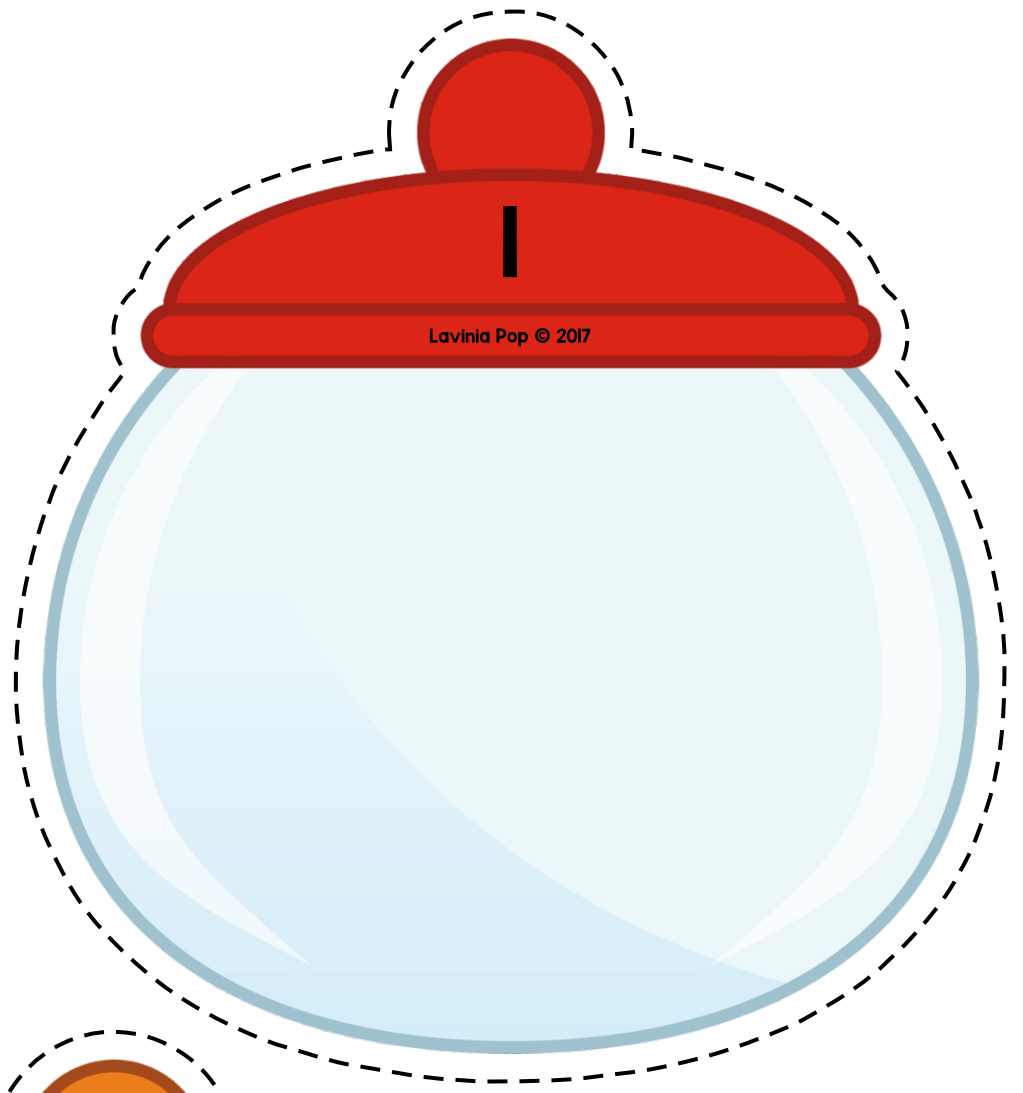


Lavinia Pop © 2017

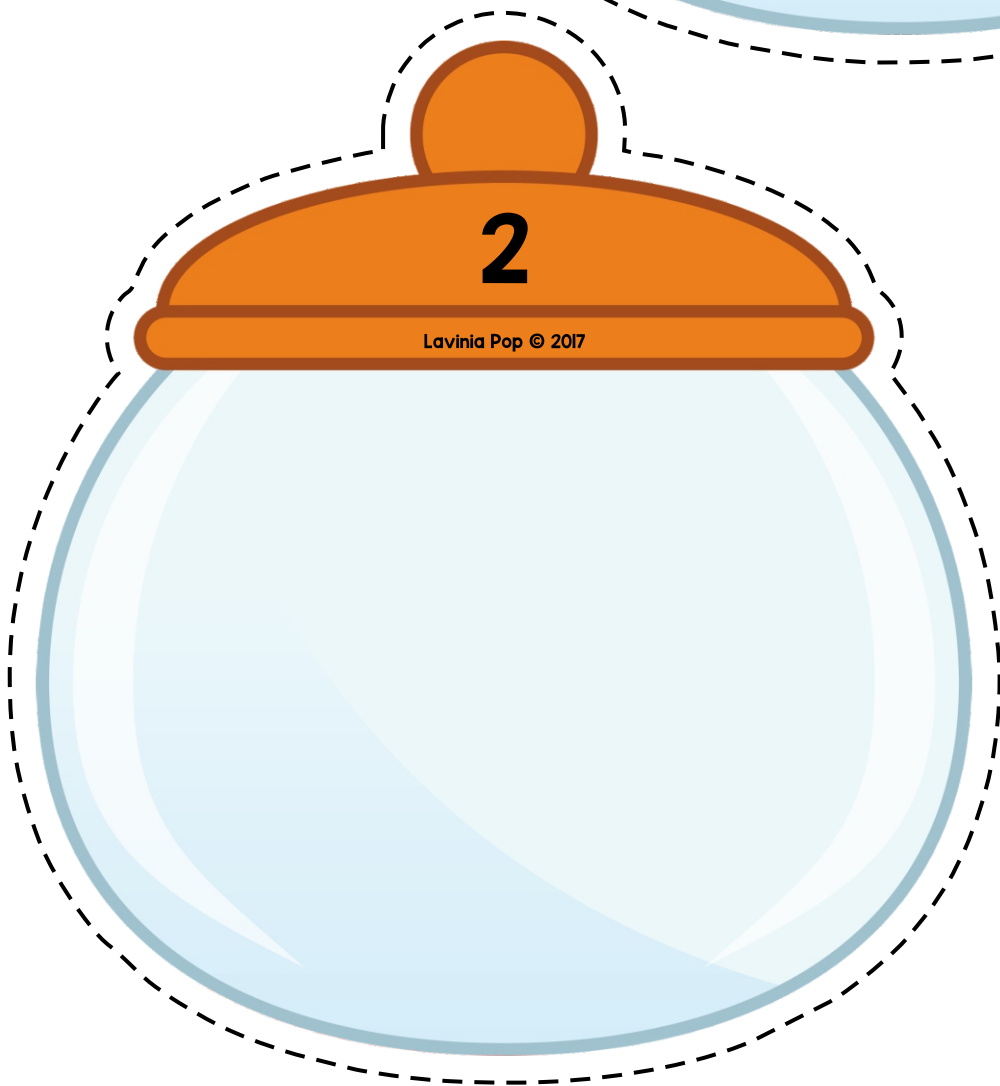




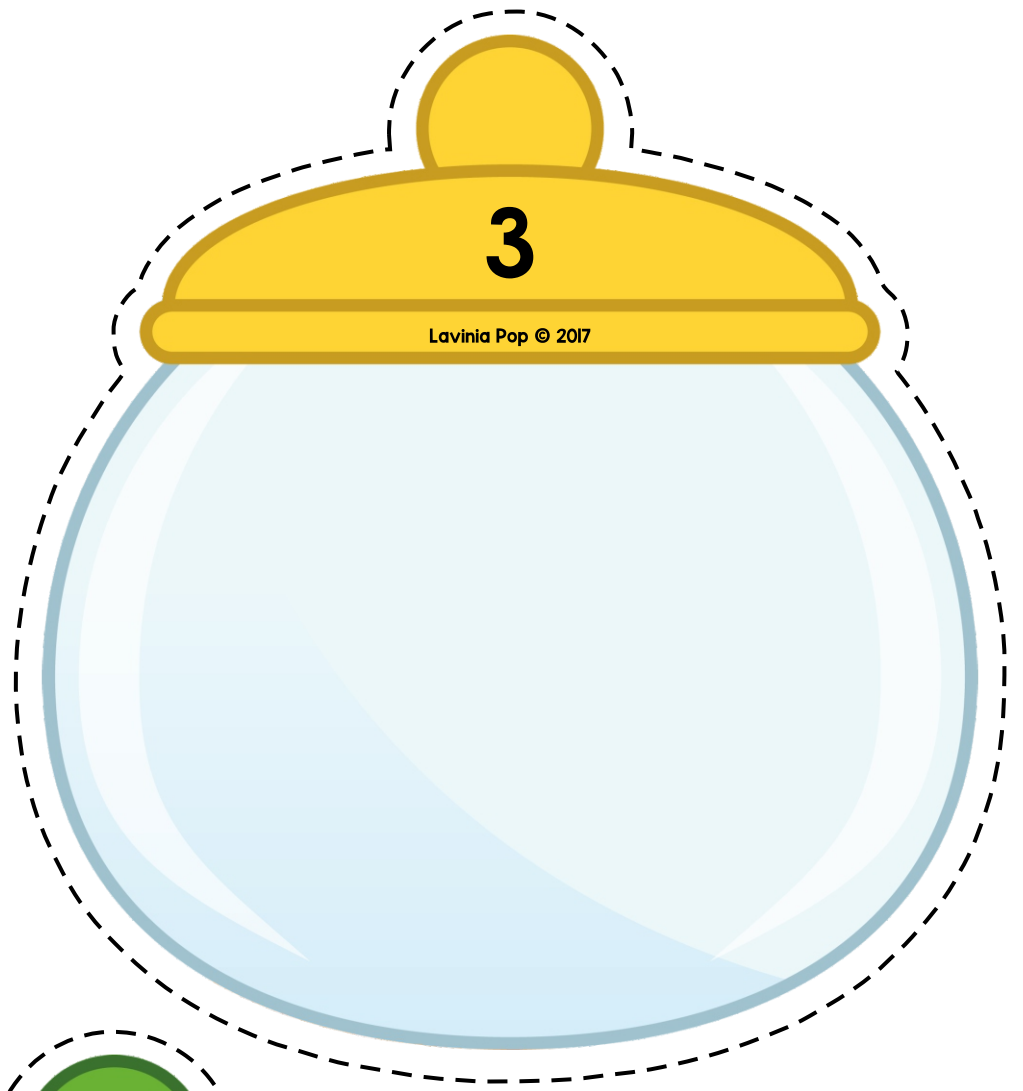




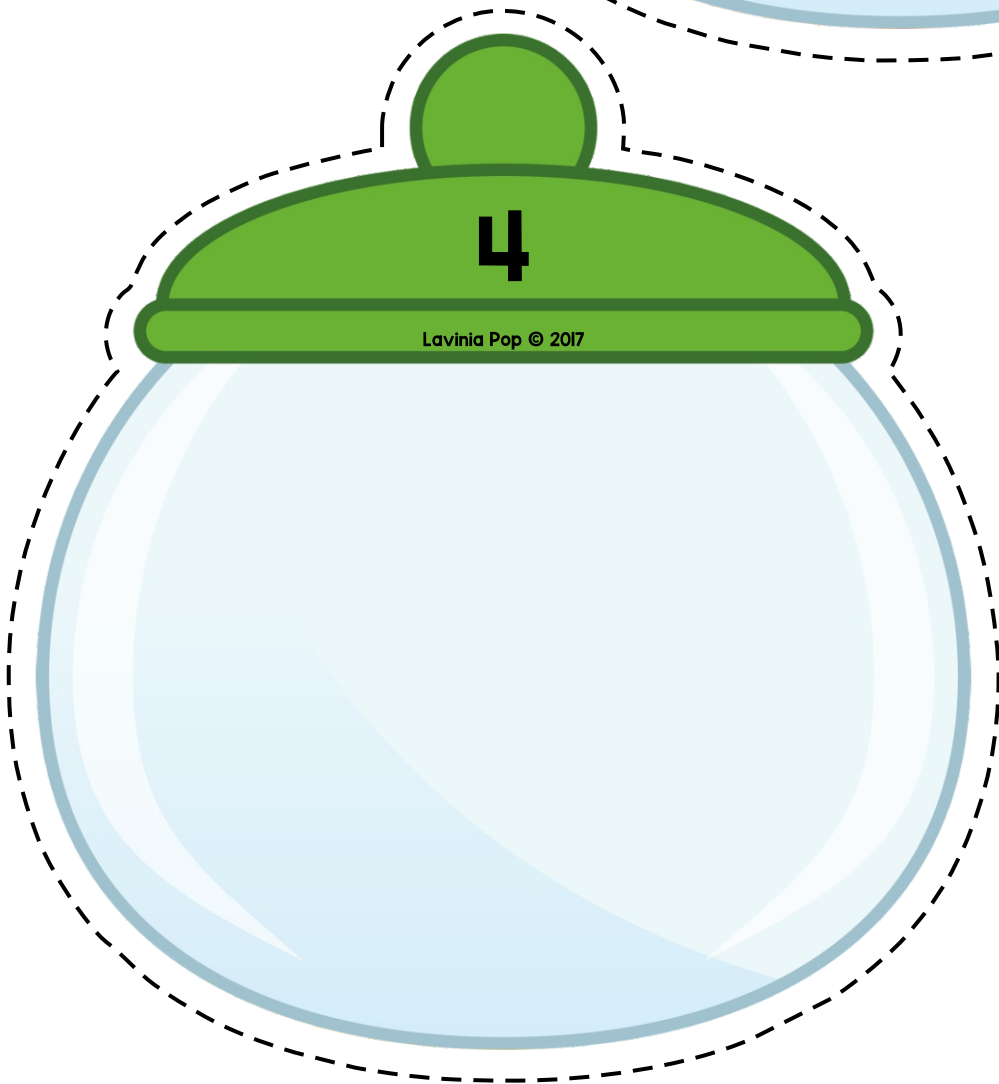
Lavinia Pop © 2017




Lavinia Pop © 2017



Lavinia Pop © 2017








Lavinia Pop © 2017
























Lavinia Pop © 2017








Lavinia Pop © 2017



Lavinia Pop © 2017



Lavinia Pop © 2017



Lavinia Pop © 2017

