

St. Patrick's Day PRESCHOOL WORKSHEETS & ACTIVITIES

Name: _____

Patterns

Cut and paste the pictures in the right box to complete each pattern.

Name: _____

Missing Numbers

Write the missing middle numbers in the empty coins.

Name: _____

Rhyme Time

Color the pictures in each row that rhyme with the word on the pot.

Name: _____

Letters in My Name

Name: _____

Missing Middle Sounds

Write the missing middle sounds in the empty boxes.



can me the you

Name: _____

Name: _____

cutting practice

Thank you for downloading this product; I hope you will enjoy using it and that it will be a valuable resource for you! I value your feedback, so please don't hesitate to contact me if you have any concerns whatsoever as I will endeavour to address them. And if you like what I've done, please let me know by leaving feedback at my online store :)

Lavinia

lavinia@kinder-resources.com

ILLUSTRATIONS Kari Bolt, Erin Colleen Design, Little Red, Whimsy Clips, PartyHead Graphics, Ramona Majdis, Zip-a-Dee-doo-dah-Designs, Bunny on a Cloud, Krista Wallden - Creative Clips, Creating4 the Classroom, Rainbow Sprinkle Studio - Sasha Mitten, First Class Clipart, ClipArtisan, Muggy Studio

[teacherspayteachers.com/Store/Kari-Bolt](https://www.teacherspayteachers.com/Store/Kari-Bolt) [teacherspayteachers.com/Store/Erin-Colleen-Design](https://www.teacherspayteachers.com/Store/Erin-Colleen-Design)
[teacherspayteachers.com/Store/Littlered](https://www.teacherspayteachers.com/Store/Littlered) [teacherspayteachers.com/Store/Whimsy-Clips](https://www.teacherspayteachers.com/Store/Whimsy-Clips) [teacherspayteachers.com/Store/Partyhead-Graphics](https://www.teacherspayteachers.com/Store/Partyhead-Graphics)
[teacherspayteachers.com/Store/Ramona-Majdis](https://www.teacherspayteachers.com/Store/Ramona-Majdis) [teacherspayteachers.com/Store/Zip-a-dee-doo-dah-Designs](https://www.teacherspayteachers.com/Store/Zip-a-dee-doo-dah-Designs)
[teacherspayteachers.com/Store/Bunny-On-A-Cloud](https://www.teacherspayteachers.com/Store/Bunny-On-A-Cloud) [teacherspayteachers.com/Store/Krista-Wallden-Creative-Clips](https://www.teacherspayteachers.com/Store/Krista-Wallden-Creative-Clips)
[teacherspayteachers.com/Store/Creating4-The-Classroom](https://www.teacherspayteachers.com/Store/Creating4-The-Classroom) [teacherspayteachers.com/Store/Rainbow-Sprinkle-Studio-Sasha-Mitten](https://www.teacherspayteachers.com/Store/Rainbow-Sprinkle-Studio-Sasha-Mitten)
[teacherspayteachers.com/Store/First-Class-Clipart](https://www.teacherspayteachers.com/Store/First-Class-Clipart) [etsy.com/au/shop/ClipArtisan](https://www.etsy.com/au/shop/ClipArtisan) [teacherspayteachers.com/Store/Muggy-Studio](https://www.teacherspayteachers.com/Store/Muggy-Studio)

This packet contains Images used under license from Shutterstock.com

FONTS schoolfonts.com.au [teacherspayteachers.com/Store/Kimberly-Geswein-Fonts](https://www.teacherspayteachers.com/Store/Kimberly-Geswein-Fonts)
[teacherspayteachers.com/Store/Ramonam-Graphics](https://www.teacherspayteachers.com/Store/Ramonam-Graphics)

PRINTING TIP This resource has been designed for printing on A4-sized paper. If you are printing on a different size, select "shrink to printable area" or "print to fit page" (or a similar option) in order for the contents of this unit to print correctly.

Copyright ©2017 by Lavinia Pop - All rights reserved by author.

Purchase of this item entitles the purchaser the right to reproduce the pages for personal and classroom use. Duplication for other classes, an entire school or commercial purposes is strictly prohibited without written permission from the author. Minor editing is permitted only for personal use, however the document remains under copyright even when edited. Posting this item in whole or in part on the Internet in any form is strictly prohibited and is a violation of the Digital Millennium Copyright Act (DMCA).

Please be fair and don't share! If you are not the original purchaser of this file, please visit my store to purchase a copy. Kinder-Resources.com

let's connect!



Kinder-Resources.com



facebook.com/KinderResources



instagram.com/laviniapop_kinder_resources



pinterest.com/laviniapop

Introduction

About this book

This book contains a collection of worksheets, suitable for use with children in Preschool, Pre-Kindergarten, Transitional Kindergarten and Kindergarten (Prep).

Directions for use

Following is an outline of the worksheets included in this unit and suggestions for use.

1. Rainbow q-tip painting

Children dip the end of a q-tip (ear bud) in paint and paint the rainbow using the indicated colors. Alternatively, children can glue sequins inside each circle.

2. St. Patrick's Day sweets pre-writing practice (1 page)

Children trace between the lines of each path.

3. Pot of gold letters in my name (1 page)

Children color each heart that contains a letter included in their name.

4. St. Patrick's Day cutting practice (1 page)

Children cut up along each cutting line.

5. St. Patrick's Day picture tracing (1 page)

Children trace the dashed lines to complete the picture and then color it.

6. St. Patrick's Day syllables (1 page)

Children read the word for each picture and color the corresponding number to show how many syllables.

7. Pot of gold beginning sounds cut and paste (7 pages)

Children color the letters inside each pot and trace the upper and lower case letters inside the coins. Then, they cut out the pictures from the bottom of the page and paste them under the matching pot of gold.

8. Rainbow write the middle sound (2 pages)

Children write the missing vowel to complete the word shown above each rainbow.

9. Pot of gold rhymes (3 pages)

Children color the pictures in each row that rhyme with the word on the pot.

10. Rainbow pre-primer sight words tracing (10 pages)

Children trace the sight words at the top of the page, and then use different colored pencils or markers to trace the words inside each rainbow.

11. Emergent reader “Where is the Leprechaun?” (color and B&W) & comprehension sheet

Assembly is required by cutting each page in half, then stapling together on the left side where indicated. I have also included a colored version that teachers can use and keep in the classroom library. There are 2 comprehension sheets: one with pictures to indicate which page children can find the answer, and another without pictures.

12. St. Patrick’s Day positional words in, above, in front, behind (1 page)

Children color the object that shows the position described.

13. St. Patrick’s Day differences (1 page)

Children look at each row of pictures and circle the one that is different.

14. How a rainbow appears picture sequencing (1 page)

Children cut and paste the picture cards in order.

15. Stack of gold coins order by size, cut and paste (1 page)

Children cut and paste the coins in correct order, from least to most.

16. 2D Rainbow shape matching (2 pages)

Children cut and paste the shapes under the matching rainbow.

17. Pot of gold number matching cut and paste (2 pages)

Children color the numbers on the pots and trace the numerals and number words inside each coin. They then cut the clover tallies from the bottom of the page and paste them under the matching pot.

18. Rainbow missing numbers (1 page)

Children write the missing middle number in the empty coin.

19. St. Patrick’s Day count and graph to 5 (1 page)

Children count and graph the pictures.

20. St. Patrick’s patterns cut and paste (AB) (1 page)






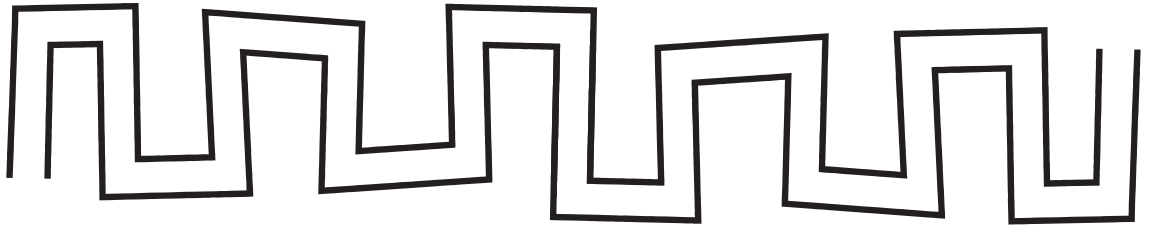

Children determine the type of pattern, then cut the pictures from the bottom of the page and paste them in the correct box to finish each pattern.

Happy Teaching :)

Name:

Pre-writing practice

Trace along each path.









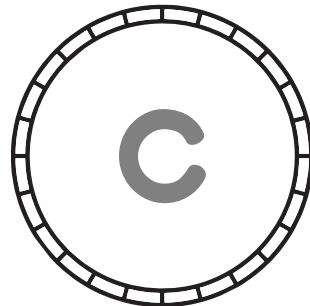
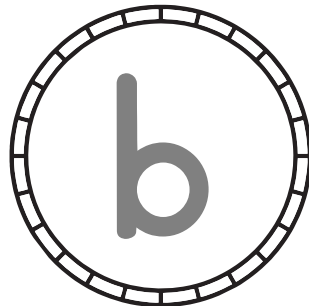
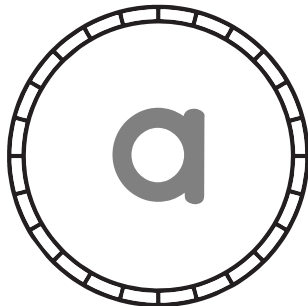
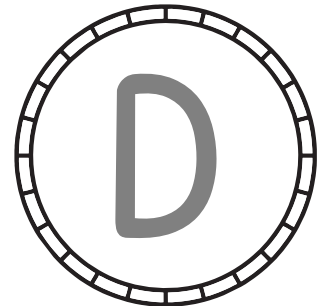
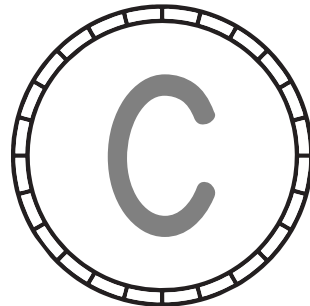
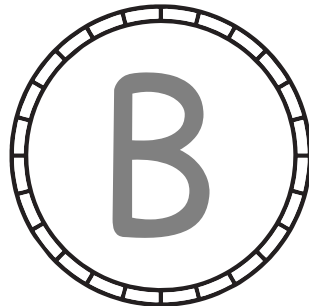
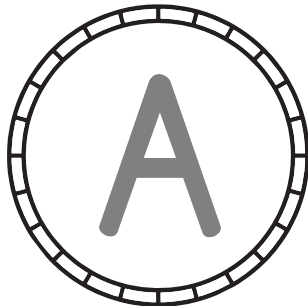




Name: _____

By Lavinia Pop © 2017

Beginning sounds


Trace the letters. Cut and paste each picture under the matching pot.




Name: _____

Missing Middle Sounds


Write the missing middle sounds in the empty boxes.




p **g**




d **g**




m **p**



p **n**



b **g**



b **g**

can

me

the

you

By Lavinia Pop © 2017

Rainbow

Sight words

can me the you

can me the you

can me the you


can me the you

can me the you

can me the you

can me the you

Name:



Where is the
Leprechaun?

Name: _____



Where is the leprechaun?



Is he behind the hat?



Is he behind the rainbow?

Name:

Select the correct answer.


What is the book about?

- green things
- flying
- a leprechaun




What is on the hat?

- a flower
- a feather
- a shamrock



How many colors are in a rainbow?

- 4
- 7
- 10



Where is the leprechaun?

- behind the hat
- in the pot of gold
- behind the rainbow



Name:


By Lavinia Pop © 2017

--

Order the Gold coins

Cut and paste the stacks of coins in order from least to most.

--	--	--	--











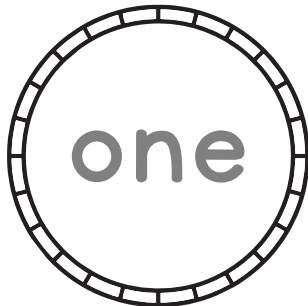
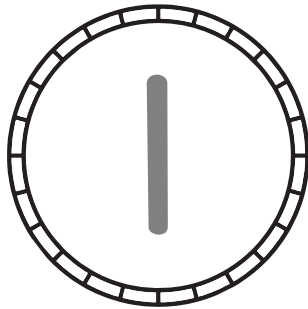




Name: _____

By Lavinia Pop © 2017

CLOVER TALLY MATCH

Trace the numbers. Cut and paste the tallies under the matching pot.




























Name: _____

By Lavinia Pop © 2017

Patterns

Cut and paste the pictures in the right box to complete each pattern.

				
---	---	---	--	---