

Bugs & Insects

PRESCHOOL

WORKSHEETS & ACTIVITIES

Name: _____

Pre-Writing Practice 2
Trace inside each path to get the bugs to the grass.

Name: _____

Counting
Count the fireflies. Color the circle with the correct number.

		2			2
		3			3
		4			4
		4			5

Name: _____

Alphabet Tracing 1
Color the pictures and trace the letters.

Name: _____

Beginning Sounds 1
Cut and paste the pictures on the correct beginning sound flow.

Name: _____

Patterns AB
Cut and paste the pictures in the empty boxes to complete each pattern.

Name: _____

Missing Numbers
Cut and paste the missing numbers to complete the number sequence.

Name: _____

Rhyming Words
Color the two bugs that rhyme using the same color.

Name: _____

Letters in My Name
Color the letters that make up your name.

My name is: _____



Thank you for downloading this product; I hope you will enjoy using it and that it will be a valuable resource for you! I value your feedback, so please don't hesitate to contact me if you have any concerns whatsoever as I will endeavour to address them. And if you like what I've done, please let me know by leaving feedback at my online store :)

Lavinia

lavinia@kinder-resources.com

ILLUSTRATIONS Kari Bolt, Little Red, Hidesy's Clipart, Dancing Crayon Designs, Whimsy Clips, PartyHead Graphics, Ramona Majdis, Zip-a-Dee-doo-dah-Designs, Bunny on a Cloud, Krista Wallden - Creative Clips, Creating4 the Classroom, Rainbow Sprinkle Studio - Sasha Mitten, First Class Clipart, Erin Colleen Design

[teacherspayteachers.com/Store/Kari-Bolt](https://www.teacherspayteachers.com/Store/Kari-Bolt) [teacherspayteachers.com/Store/Littlered](https://www.teacherspayteachers.com/Store/Littlered) [teacherspayteachers.com/Store/Hidesys-Clipart](https://www.teacherspayteachers.com/Store/Hidesys-Clipart)
[dancingcrayon.com](https://www.dancingcrayon.com) [teacherspayteachers.com/Store/Whimsy-Clips](https://www.teacherspayteachers.com/Store/Whimsy-Clips) [teacherspayteachers.com/Store/Partyhead-Graphics](https://www.teacherspayteachers.com/Store/Partyhead-Graphics)
[teacherspayteachers.com/Store/Ramona-Majdis](https://www.teacherspayteachers.com/Store/Ramona-Majdis) [teacherspayteachers.com/Store/Zip-a-dee-doo-dah-Designs](https://www.teacherspayteachers.com/Store/Zip-a-dee-doo-dah-Designs)
[teacherspayteachers.com/Store/Bunny-On-A-Cloud](https://www.teacherspayteachers.com/Store/Bunny-On-A-Cloud) [teacherspayteachers.com/Store/Krista-Wallden-Creative-Clips](https://www.teacherspayteachers.com/Store/Krista-Wallden-Creative-Clips)
[teacherspayteachers.com/Store/Creating4-The-Classroom](https://www.teacherspayteachers.com/Store/Creating4-The-Classroom) [teacherspayteachers.com/Store/Rainbow-Sprinkle-Studio-Sasha-Mitten](https://www.teacherspayteachers.com/Store/Rainbow-Sprinkle-Studio-Sasha-Mitten)
[teacherspayteachers.com/Store/First-Class-Clipart](https://www.teacherspayteachers.com/Store/First-Class-Clipart) [teacherspayteachers.com/Store/Erin-Colleen-Design](https://www.teacherspayteachers.com/Store/Erin-Colleen-Design)

This packet contains Images used under license from Shutterstock.com

FONTS [schoolfonts.com.au](https://www.schoolfonts.com.au) [teacherspayteachers.com/Store/Kimberly-Geswein-Fonts](https://www.teacherspayteachers.com/Store/Kimberly-Geswein-Fonts)
[teacherspayteachers.com/Store/Ramonam-Graphics](https://www.teacherspayteachers.com/Store/Ramonam-Graphics)

PRINTING TIP This resource has been designed for printing on A4-sized paper. If you are printing on a different size, select "shrink to printable area" or "print to fit page" (or a similar option) in order for the contents of this unit to print correctly.

Copyright © 2024 by Lavinia Pop - All rights reserved by author.

Purchase of this item entitles the purchaser the right to reproduce the pages for personal and classroom use. Duplication for other classes, an entire school or commercial purposes is strictly prohibited without written permission from the author. Minor editing is permitted only for personal use, however the document remains under copyright even when edited. Posting this item in whole or in part on the Internet in any form is strictly prohibited and is a violation of the Digital Millennium Copyright Act (DMCA).

Please be fair and don't share! If you are not the original purchaser of this file, please visit my store to purchase a copy. [Kinder-Resources.com](https://www.Kinder-Resources.com)

let's connect!



[Kinder-Resources.com](https://www.Kinder-Resources.com)



facebook.com/KinderResources



instagram.com/laviniapop_kinder_resources



pinterest.com/laviniapop

Introduction

About this book

This book contains a collection of Bugs and Insects themed worksheets for use with children in Preschool, Pre-Kindergarten, Transitional Kindergarten and Kindergarten (Prep/Foundation).

Following is an outline of the activities included in this unit and suggestions for use.

Butterfly Letters in My Name

Children will color the letters that make up their name.

Ladybug and Ant Cut and Paste Fun (2 pages)

Children will cut out the different items and paste them together to make a picture.

Bee and Dragonfly Pasting Fun

Materials needed: colored torn tissue paper

Children will paste torn tissue paper to fill in the picture.

Bugs & Insects Pre-Writing Practice (2 pages)

Children will trace inside the different paths from left to right.

Bugs & Insects Tracing Fun (4 pages)

Children will trace along the dashed lines and then color the picture.

Alphabet Tracing (5 pages)

Children will trace the upper and lower case letters and color the pictures.

Leaf and Caterpillar Letter Matching (7 pages)

Children will color the letters on the caterpillar that match the letter on the leaf.

Honeycomb Alphabet Sequence (2 pages)

Children will trace the letters and write the missing letters to complete the alphabet sequence.

Bee Numbers, Letters and Words

Children will color the picture using the code.

Bugs & Insects Beginning Sounds (6 pages)

Children will cut and paste the pictures on the flower with the matching beginning sound.

Bugs & Insects Syllables

Children will color the number that shows how many syllables are in each word.

Ladybug Rhyming Words

Children will color the two pictures that rhyme using the same color.

Bugs & Insects CVC Words

Children will circle the word that matches the picture.

Bugs & Insects Sight Words Color by Code (5 pages)

Children will color the circles of sight words using the code.

Colorful Bugs Emergent Reader (color and B&W) with comprehension questions

Children will read the reader and answer the comprehension questions. Two options of the comprehension page are included: one with picture support and one without.

Bugs & Insects What is Different?

Children will circle the picture that is different in each row.

Bugs & Insects What Doesn't Belong?

Children will circle the picture that doesn't belong in each row.

Sorting items: insect / not an insect

Children will cut out the items from the bottom of the page and paste them in the correct category.

Butterfly Life Cycle Sequencing

Children will cut out the pictures from the side of the page and paste them in order to show the order of events.

Bugs in the Garden Read and Color

Children will color the picture following the instructions at the bottom the page.

Ladybug Number Tracing (2 pages)

Children will trace the numbers and color the pictures.

Fireflies Counting

Children will count the fireflies and color the circle with the correct number.

Butterfly Number Match (2 pages)

Children will cut out the numbers from the side of the page and paste them in the correct boxes.

Bee Number Sense (5 pages)

Children will cut out the different number representations and paste them in the correct boxes.

Bugs & Insects Missing Numbers

Children will cut and paste the numbers in the empty boxes.

Bugs & Insects Number Order (2 pages)

Children will cut out the puzzle strips from the bottom of the page and paste them in order to reveal the picture.

Bugs & Insects Which Group Has More?

Children will circle the group that has more.

Bugs & Insects Count and Graph

Children will count how many of each picture and complete the graph.

Ladybug and Leaf Shapes

Children will cut and paste the ladybug shapes next to the matching leaves.

Butterfly Size Order

Children will cut and paste the items in order by size.

Bugs & Insects Matching Shadows

Children will cut and paste the pictures on to top of their matching shadows.

Bugs & Insects Matching Halves

Children will cut and paste the missing halves to complete each picture.

Butterfly and Net Prepositions

Children will color the word that shows the position of the butterfly.

Bugs & Insects Patterns (AB)

Children will cut out the pictures from the bottom of the page and paste them in the correct box to complete each pattern.

Happy Teaching :)

Name:



Letters in My Name

Color the letters that make up your name.

My name is:



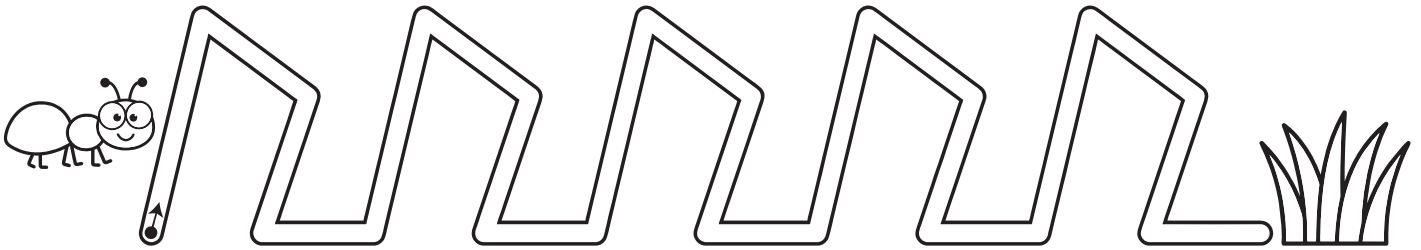


Name: _____



Pre-Writing Practice 2

Trace inside each path to get the bugs to the grass.




Name:



Tracing Fun: Ladybug

Trace along the dotted lines. Color the picture.



Name: _____



Alphabet Tracing 1



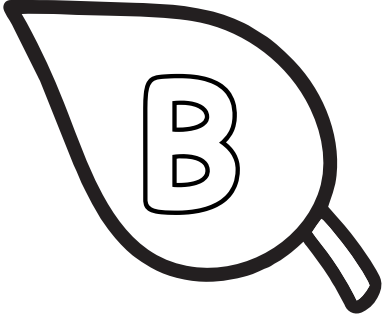

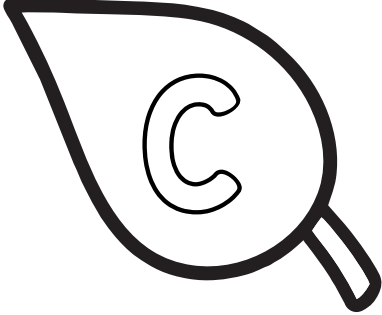



Color the pictures and trace the letters.

Name: _____




Matching Letters 1

Color the letters on the caterpillar that match the letter on the leaf.

Name: _____



Alphabet Sequence 2

Trace the letters. Write the missing letters.



A grid of 28 hexagonal cells arranged in four rows of seven. The grid contains the following letters for tracing, each with numbered arrows indicating stroke order:












- Row 1: Empty, 'b', Empty, Empty
- Row 2: Empty, 'e', Empty, Empty, 'h'
- Row 3: Empty, Empty, 'k', Empty, Empty
- Row 4: 'm', Empty, Empty, 'p', Empty
- Row 5: Empty, Empty, 's', Empty, Empty
- Row 6: Empty, 'w', Empty, Empty, 'z'

Name:




Beginning Sounds 1

Cut and paste the pictures on the correct beginning sound flower.



Name: _____



Sight Words 1

Color each circle using the code:



a



and



I



see



can



me









the



you


can	and	see	can	and	you	can	see	you	can
and	you	can	me	I	me	I	you	can	and
you	can	and	a	me	I	a	can	and	you
can	the	the	me	I	me	I	the	the	can
and	the	the	the	me	I	the	the	the	and
you	the	the	see	see	see	see	the	the	you
can	and	me	I	me	I	me	I	you	can
and	you	see	see	see	see	see	see	can	and
you	can	and	I	me	I	me	can	and	you
can	and	you	can	see	see	can	and	you	can

Colorful Bugs




Name


Lavinia Pop © 2024



The ant is brown.




The grasshopper is green.



The worm is pink.

Name: _____




Reading Comprehension

Answer the questions.


1. What color is the ant?

- A** red
- B** brown



2. Which bug is green?

- A** the grasshopper
- B** the worm




3. What color is the bee?

- A** yellow and black
- B** orange and black



4. Which bug is red and black?

- A** the worm
- B** the ladybug






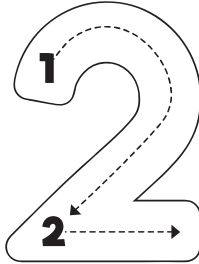
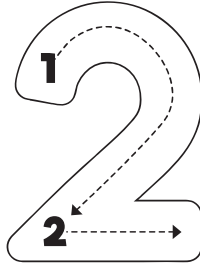
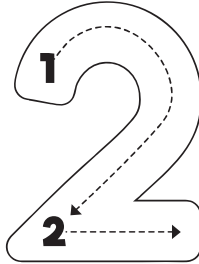





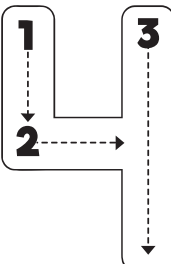
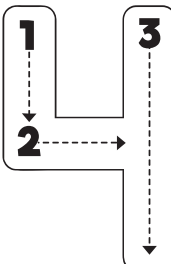
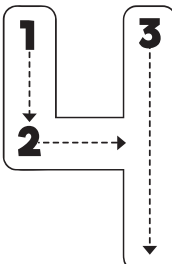

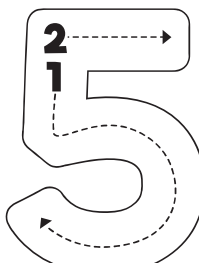
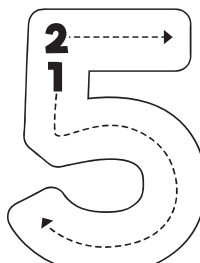
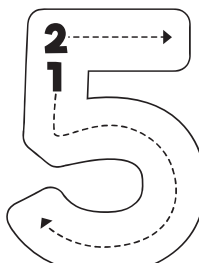


Name: _____



Number Tracing 1

Color the pictures and trace the numbers.











Name: _____








Number Match 1

Cut and paste the numbers in the correct box.










Name: _____

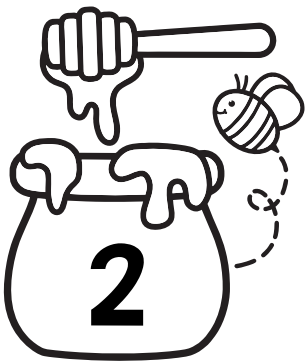


Number Sense 1






Cut and paste the different ways to show the numbers in the correct boxes.



--	--	--



--	--	--









Name: _____








Shape Match 1

Cut and paste the ladybugs next to the matching leaves.















Name: _____








Shape Match 2

Cut and paste the ladybugs next to the matching leaves.



Name: _____



Matching Halves

Cut and paste the pieces to complete each picture.

