



Alphabet Review

5 q f i d n s g f i

Name: _____

Match the ASL to the correct letter:

	p		v
	q		u
	g		e
	p		i
	b		c
	d		s

Name: _____

Alphabet

What is the beginning sound?

	d		f
	v		v
	g		a
	h		o
	m		j

Name: _____

Write the missing alphabet letters.

Name: _____

Write the missing middle vowel.

f _ n	b _ x	_ d
g _ m	h _ n	_ h
h _ m	_ w g	_ s
_ r	_ d	_ n

Name: _____

Match the letters:


P	p	V	v
G	g	E	e
B	b	S	s
M	m	L	l
T	t	A	a
H	h	I	i
X	x	O	o
R	r	N	n
W	w	S	s
D	d	A	a
G	g	H	h
F	f	I	i
M	m	N	n
P	p	Q	q
R	r	S	s
T	t	U	u
V	v	W	w
X	x	Y	y
Z	z		

Name: _____

What is the ending sound?

cu _	coi _	cra _
bir _	baske _	bu _
bo _	crow _	ba _
boo _	dru _	ange _

Lavinia Pop © 2015



Thank you for downloading this product; I hope you will enjoy using it and that it will be a valuable resource for you! I value your feedback, so please don't hesitate to contact me if you have any concerns whatsoever as I will endeavour to address them. And if you like what I've done, please let me know by leaving feedback at my online store :)

Lavinia

lavinia@kinder-resources.com

ILLUSTRATIONS Kari Bolt, Erin Colleen Design, Little Red, Whimsy Clips, PartyHead Graphics, Ramona Majdis, Zip-a-Dee-doo-dah-Designs, Bunny on a Cloud, Krista Wallden - Creative Clips, Creating4 the Classroom, Rainbow Sprinkle Studio - Sasha Mitten, First Class Clipart, ClipArtisan, Muggy Studio

[teacherspayteachers.com/Store/Kari-Bolt](https://www.teacherspayteachers.com/Store/Kari-Bolt) [teacherspayteachers.com/Store/Erin-Colleen-Design](https://www.teacherspayteachers.com/Store/Erin-Colleen-Design)
[teacherspayteachers.com/Store/Littlered](https://www.teacherspayteachers.com/Store/Littlered) [teacherspayteachers.com/Store/Whimsy-Clips](https://www.teacherspayteachers.com/Store/Whimsy-Clips) [teacherspayteachers.com/Store/Partyhead-Graphics](https://www.teacherspayteachers.com/Store/Partyhead-Graphics)
[teacherspayteachers.com/Store/Ramona-Majdis](https://www.teacherspayteachers.com/Store/Ramona-Majdis) [teacherspayteachers.com/Store/Zip-a-dee-doo-dah-Designs](https://www.teacherspayteachers.com/Store/Zip-a-dee-doo-dah-Designs)
[teacherspayteachers.com/Store/Bunny-On-A-Cloud](https://www.teacherspayteachers.com/Store/Bunny-On-A-Cloud) [teacherspayteachers.com/Store/Krista-Wallden-Creative-Clips](https://www.teacherspayteachers.com/Store/Krista-Wallden-Creative-Clips)
[teacherspayteachers.com/Store/Creating4-The-Classroom](https://www.teacherspayteachers.com/Store/Creating4-The-Classroom) [teacherspayteachers.com/Store/Rainbow-Sprinkle-Studio-Sasha-Mitten](https://www.teacherspayteachers.com/Store/Rainbow-Sprinkle-Studio-Sasha-Mitten)
[teacherspayteachers.com/Store/First-Class-Clipart](https://www.teacherspayteachers.com/Store/First-Class-Clipart) [etsy.com/au/shop/ClipArtisan](https://www.etsy.com/au/shop/ClipArtisan) [teacherspayteachers.com/Store/Muggy-Studio](https://www.teacherspayteachers.com/Store/Muggy-Studio)

This packet contains Images used under license from Shutterstock.com

FONTS schoolfonts.com.au [teacherspayteachers.com/Store/Kimberly-Geswein-Fonts](https://www.teacherspayteachers.com/Store/Kimberly-Geswein-Fonts)
[teacherspayteachers.com/Store/Ramonam-Graphics](https://www.teacherspayteachers.com/Store/Ramonam-Graphics)

PRINTING TIP This resource has been designed for printing on A4-sized paper. If you are printing on a different size, select "shrink to printable area" or "print to fit page" (or a similar option) in order for the contents of this unit to print correctly.

Copyright ©2015 by Lavinia Pop - All rights reserved by author.

Purchase of this item entitles the purchaser the right to reproduce the pages for personal and classroom use. Duplication for other classes, an entire school or commercial purposes is strictly prohibited without written permission from the author. Minor editing is permitted only for personal use, however the document remains under copyright even when edited. Posting this item in whole or in part on the Internet in any form is strictly prohibited and is a violation of the Digital Millennium Copyright Act (DMCA).

Please be fair and don't share! If you are not the original purchaser of this file, please visit my store to purchase a copy. Kinder-Resources.com

let's connect!



Kinder-Resources.com



facebook.com/KinderResources



instagram.com/laviniapop_kinder_resources



pinterest.com/laviniapop

Introduction

About this book

This unit contains 26 alphabet review worksheets.

Contents and directions for use

1. *Write the missing letters (2 pages: upper and lower case letters)*

'Children write the missing letters to complete the alphabet sequence.

2. *Match the letters (3 pages)*

Children match the upper case letter to the correct lower case letter by coloring the correct circle.

3. *Alphabet writing booklet (7 pages)*

These pages can be printed, cut along the horizontal lines and stapled together to form a booklet. However, they can also be used as worksheets. The aim is for children to practice writing upper and lower case letters.

4. *Beginning sounds (5 pages)*

Children color the correct circle to show the beginning sound for each picture.

5. *Beginning long and short vowel sounds*

Children color the appropriate circle to show the beginning vowel sound for each picture.

6. *Write the missing middle vowel*

Children write the missing middle short vowel sound for each of the pictures on the page.

7. *Ending sounds (2 pages)*

Children color the correct circle to show the beginning sound for each picture and then write it on the writing line to complete each word.





8. *ASL Match (3 pages)*

Children match the ASL picture to the correct lower case letter by coloring the correct circle.

Happy Teaching :)










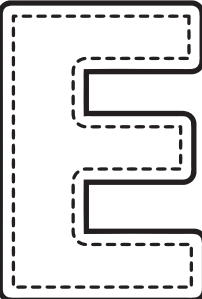


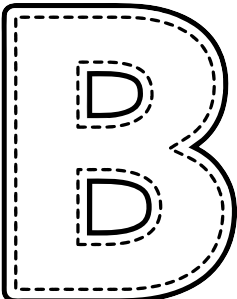








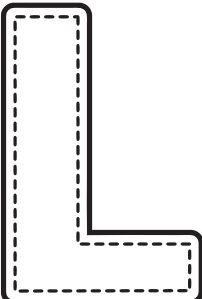


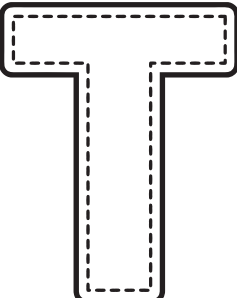





Name:

Write the missing alphabet letters.



Name:

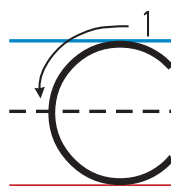

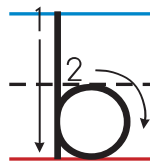
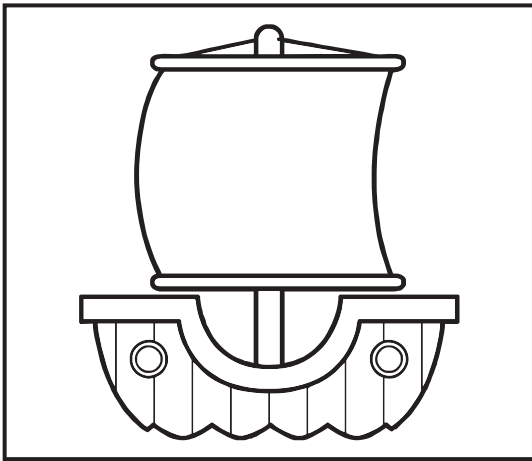
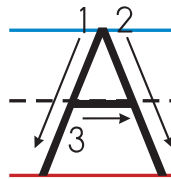

Match the letters:

A l p h a b e t






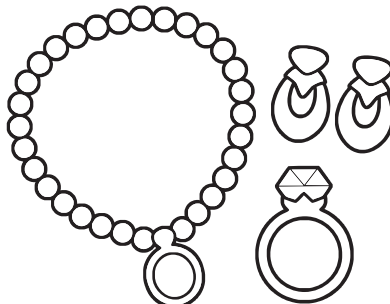




Name: _____

Lavinia Pop © 2015



Name:

What is the beginning sound?

	<p>d</p> <p>v</p>		<p>f</p> <p>v</p>
	<p>g</p> <p>h</p>		<p>a</p> <p>o</p>
	<p>m</p> <p>s</p>		<p>j</p> <p>n</p>
	<p>v</p> <p>r</p>		<p>r</p> <p>o</p>
	<p>c</p> <p>o</p>		<p>r</p> <p>i</p>